



QUALITY LIFTING OF
CARGO SECURING
SOLUTIONS



PRODUCT MANUAL

Hoists and accessories
Handling Equipment
Transport & load restraints
G80/G100 Components
Rigging Hardware
Ratchet Buckle Hook
Webbing & Cargo Control
Chain
Steel Wire Ropes

GRANDLIFTING

NINGBO GRANDLIFTING CO.,LTD.

Add: Rm707,Block B, No.559,Yageer Avenue,
Shiqi Street,Haishu District,Ningbo,Zhejiang,China.

Tel: 0086-574-89088892/89088893

Fax: 0086-574-89088182

E-mail: info@grandlifting.com



GRANDLIFTING

www.grandlifting.com

Contents

HOISTS & ACCESSORIES	P01-49	CHAIN HOIST, LEVER HOIST, TROLLEY, LIFTING CLAMP, SNATCH BLOCK, PULLING HOIST, ELECTRIC CHAIN HOIST...
HANDLING EQUIPMENT	P50-58	PALLET TRUCK, HAND STACKER, JACKS, HYDRAULIC CYLINDERS SERIES...
TRANSPORT & LOAD RESTRAINTS	P59-67	LOAD BINDER, WIRE BUCKLE, HAND WINCH, HAND PULLER, PAN FITTING...
G80/G100 COMPONENTS	P68-88	G80/G100 HOOKS, CHAIN SLING, SPARE PARTS, TAG, STAINLESS STEEL RIGGING...
RIGGING HARDWARE	P89-120	D RING, G70 HOOK, SHACKLE, WIRE ROPE CLIP, EYE BOLTS, SOCKETS, POLYURETHANE WHEELS...
RATCHET BUCKLE HOOK	P121-151	RATCHET BUCKLE, CAM BUCKLE, HOOK, CAR LASHING HOOK, CORNER PROTECTOR...
WEBBING & CARGO CONTROL	P151-161	RATCHET STRAP, WEBBING SLING, ROUND SLING, ENDLESS WEBBING SLING...
CHAIN	P162-168	LIFTING CHAIN, LASHING CHAIN...
STEEL WIRE ROPES	P169-177	STEEL WIRE ROPES, SS WIRE ROPES, WIRE ROPE FERRULE, LIFTING LOOP...

Company profile

Grandlifting, based in Ningbo, a seaport city near Shanghai, is a professional manufacturer and exporter of lifting, lashing and rigging products with more than ten-year development.

Grandlifting offers a wide variety of lifting and lashing products, including manual hoist, lever block, wire rope pulling block, industrial winch, ratchettie down, webbing sling, round sling, polyester material, lashing hardware, rigging hardware, etc. The products are widely used in metallurgy, electric power, shipyard, sea port, oil-field, railway, machinery, auto, energy, aerospace, etc.

Grandlifting is certified by ISO9001: 2015, whilst most of our products are CE, TUV & GS certified. An overall quality-control system has been set up from the raw material to finished products. We understand safety is critical for lifting products. We make quality and safety the top priority and strength this culture through continuous improvement. We are fully committed to our customers and in our best efforts we strive for high quality & safety products to our customers' satisfaction.

Currently, the products are exported to the countries all over the world, especially Europe, America, Australia, Southeast Asia, etc. With high quality products, reasonable prices, on-time shipment and excellent customer service, Grandlifting is growing constantly to be one of the most leading specialist suppliers in this field.

Grandlifting sincerely welcome new customers to contact us with a view of long term and mutual beneficial cooperation!

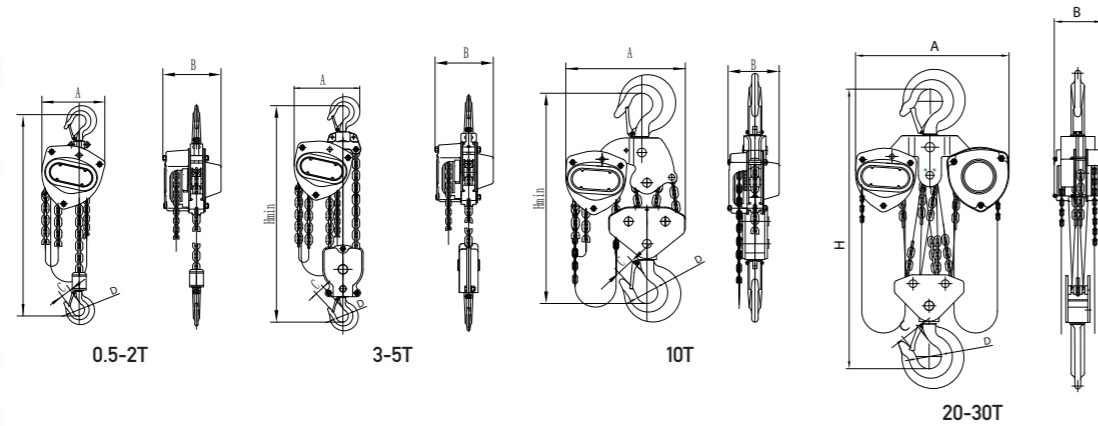
CHAIN HOIST

CHAIN HOIST



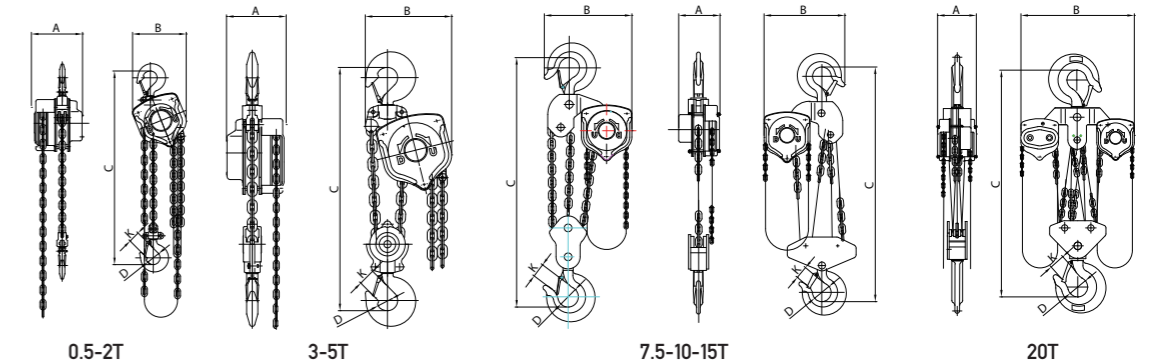
ZHC-A CHAIN HOIST

- The heavy duty top and bottom hooks are casted with safety latch.
- Double pawl increases the safety protection and ensures the hoist for reliable operation.
- The ball bearing ensures the better mechanical efficiency.
- Overload protection device is available.



ZHC-B CHAIN HOIST

- It's a popular type of economic chain hoist.
- Capacity ranges from 0.5t to 20t, heavy duty 20t, 30t,50t are also available.
- The bottom hook and top hooks are casted with heavy duty safety latch.
- The drop-forged and heat treated hooks ensure the high strength.



Item No.	ZHC-A-0.25T	ZHC-A-0.5T	ZHC-A-1T	ZHC-A-1.5T	ZHC-A-2T	ZHC-A-3T-S	ZHC-A-3T-D	ZHC-A-5T	ZHC-A-7.5T	ZHC-A-10T	ZHC-A-15T	ZHC-A-20T
Capacity(kg)	250	500	1000	1500	2000	3000	3000	5000	7500	10000	15000	20000
Standard Lift(m)	3	3	3	3	3	3	3	3	3	3	3	3
No.of Load Chain Falls	1	1	1	1	1	1	2	2	3	4	6	8
Load Chain Dia. mm	4*12	5*15	6*18	7*21	8*24	7*21	8*24	10*30	10*30	10*30	10*30	10*30
Effort Required To Lift Max. Load(n)	235	240	250	265	335	372	343	360	380	380	385	400X2
Dimension(mm)	A	121	148	172	196	255	230	280	433	463	540	630
	B	114	132	151	173	175	205	176	189	189	220	200
	C	19	23	26	29.5	34	37.5	39	41	50	50	80
	Hmin	280	345	376	442	470	580	565	690	800	830	980
Net Weight(kg)	6.5	9.6	12	17.1	20.3	31.7	23.8	43.5	71.6	78.5	170	190

Item No.	ZHC-B-0.5T	ZHC-B-1T	ZHC-B-1.5T	ZHC-B-2T	ZHC-B-3T	ZHC-B-5T	ZHC-B-10T	ZHC-B-20T	ZHC-B-30T	ZHC-B-50T
Capacity(t)	0.5	1	1.5	2	3	5	10	20	20	20
Standard Lift(m)	3	3	3	3	3	3	3	3	3	3
No.of Load Chain Falls	1	1	1	1	2	2	4	8	12	22
Running Required To Lift Rated Load(kn)	7.5	15	22.5	30	45	62.5	125	250	375	625
Load Chain Dia. mm	6*18	6*18	8*24	8*24	8*24	10*30	10*30	10*30	10*30	10*30
Effort Required To Lift Max. Load(n)	231	309	320	360	340	414	414	414*2	414*2	414*2
Dimension(mm)	A	127	156	174	187	199	253	398	650	962
	B	131	140	161	161	161	186	207	215	350
	C	270	317	399	414	465	636	798	890	1380
	D	35	35.5	45	42.5	50	64	85	110	110
	K	30	28	36	33.5	40	50	64	85	85
Net Weight(kg)	9	11	17	17.5	24	41.5	76	155	193	224

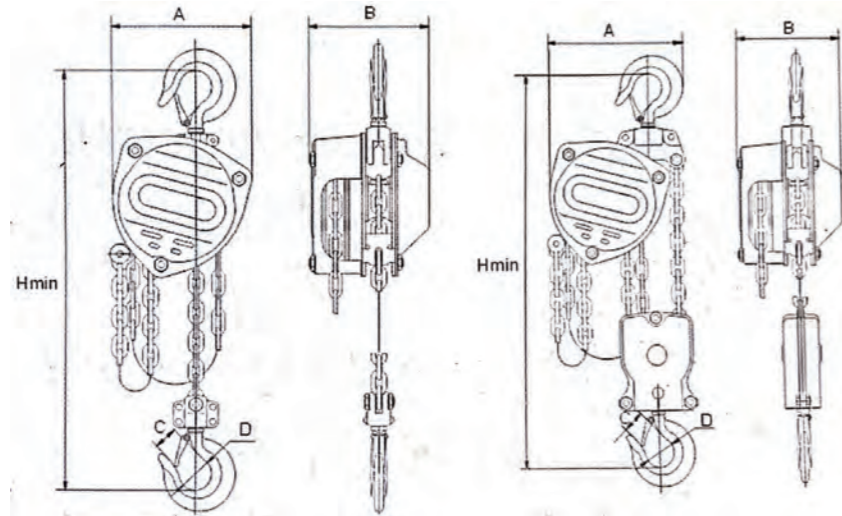
CHAIN HOIST

CHAIN HOIST



ZHC-C CHAIN HOIST

- Similar like Japan model.
- Design with double stripper ring to enhance the operation capability.
- Adopt the double guide link structure.

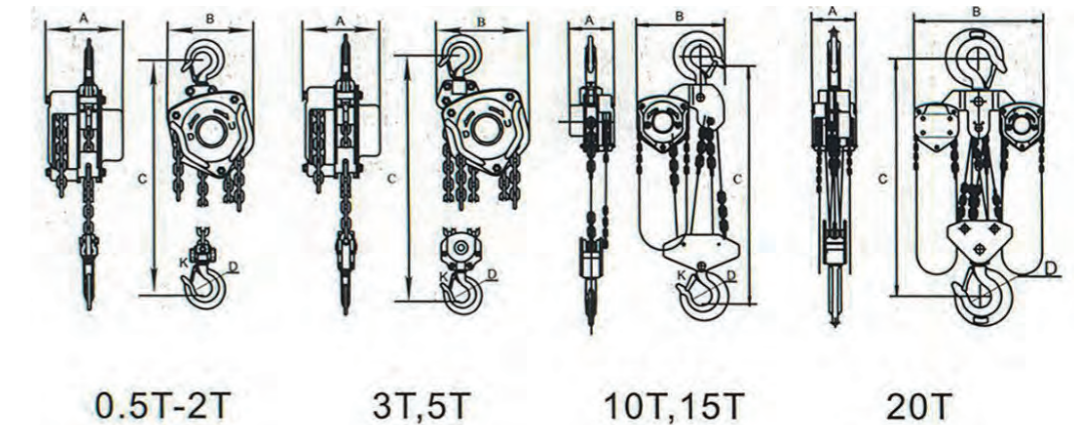


Item No.	ZHC-C-0.5T	ZHC-C-1T	ZHC-C-1.5T	ZHC-C-2T	ZHC-C-3T	ZHC-C-5T	ZHC-C-10T	ZHC-C-20T
Capacity(t)	0.5	1	1.5	2	3	5	10	20
Standard Lift(m)	3	3	3	3	3	3	3	3
No.of Load Chain Falls	1	1	1	1	1	2	4	8
Load Chain Dia. mm	5*15	6*18	7*21	8*24	10*30	10*30	10*30	10*30
Effort Required to Lift Max.Load(n)	249	284	380	343	372	372	382	389*2
Dimension(mm)	A	148	148	196	210	255	280	840
	B	132	132	173	175	205	189	200
	C	23	23	33	35	39	45	82
	D	35	35	45	50	55	65	106
	Hmin	345	376	442	470	548	688	950
Net Weight(kg)	9.6	12.2	16.5	19.5	31.7	43.5	78.5	192



ZHC-D CHAIN HOIST

- Similar with Japan "Vital" model.
- Adopt double pawl braking system.
- Capacity ranges from 0.5t to 20t.
- Black oxidated load chain and zinc plated load chain are available



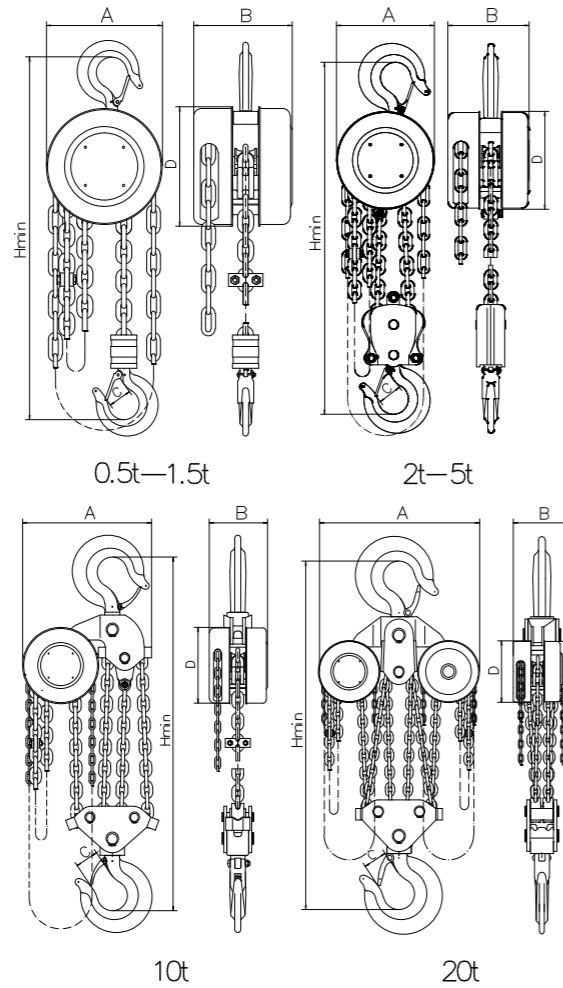
Item No.	ZHC-D-0.5T	ZHC-D-1T	ZHC-D-1.5T	ZHC-D-2T	ZHC-D-3T	ZHC-D-5T	ZHC-D-10T	ZHC-D-20T
Capacity(t)	0.5	1	1.5	2	3	5	10	20
Standard Lift(m)	3	3	3	3	3	3	3	3
Test Load (kn)	6.3	12.5	18.8	25	37.5	62.5	125	250
No.of Load Chain Falls	1	1	1	1	2	2	4	8
Pull To Lift Load(n)	231	309	320	320	360	414	420	420*2
Load Chain Dia. mm	5*15	6*18	7.1*21	8*24	7.1*21	10*30	10*30	10*30
Dimension(mm)	A	115	143	148	152	148	181	192
	B	136	156	182	198	182	266	630
	C	270	317	399	414	465	636	890
	D	36	40	45	50	58	64	110
	K	25	27	34	36	38	48	84
Net Weight(kg)	7	10	15	16	22	37	83	160

CHAIN HOIST

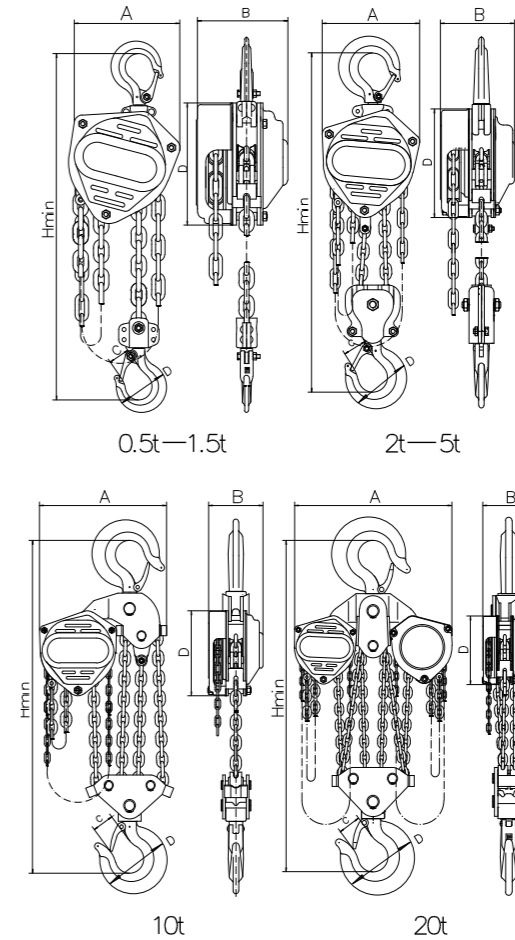
CHAIN HOIST



ZHC-R CHAIN HOIST



ZHC-E CHAIN HOIST



Item No.	ZHC-R-0.5T	ZHC-R-1T	ZHC-R-1.5T	ZHC-R-2T	ZHC-R-3T	ZHC-R-5T	ZHC-R-10T	ZHC-R-20T
Capacity(t)	0.5	1	1.5	2	3	5	10	20
Standard Lift(m)	2.5	2.5	2.5	2.5	3	3	3	3
Test Load (n)	0.75	1.5	2.25	3	4.5	7.5	12.5	25
No.of Load Chain Falls	1	1	1	2	2	2	4	8
Pull To Lift Load(n)	265	365	400	375	415	435	450	480
Load Chain Dia.mm	6*18	6*18	8*24	6*18	8*24	10*30	10*30	10*30
Dimension(mm)	A	122	146	175	192	205	282	358
	B	110	130	150	170	185	170	200
	C	24	28	33	36	39	45	54
	D	35	40	45	50	55	65	75
	Hmin	315	355	435	470	555	720	820
Net Weight(kg)	8.6	12	17.5	20	35	40	75	164

Item No.	ZHC-E-0.5T	ZHC-E-1T	ZHC-E-1.5T	ZHC-E-2T	ZHC-E-3T	ZHC-E-5T	ZHC-E-10T	ZHC-E-20T
Capacity(t)	0.5	1	1.5	2	3	5	10	20
Standard Lift(m)	2.5	2.5	2.5	2.5	3	3	3	3
Test Load (t)	0.75	1.5	2.25	3	4.5	6.25	12.5	25
No.of Load Chain Falls	1	1	1	2	2	2	4	8
Pull To Lift Load(n)	221	304	343	314	343	382	392	392
Load Chain Dia. mm	6*18	6*18	8*24	6*18	8*24	10*30	10*30	10*30
Dimension(mm)	A	138	164	198	164	195	228	367
	B	114	124	142	124	142	167	167
	C	21.5	27	30	30	37	46	54
	D	145	182	219	182	219	252	252
	Hmin	271	400	453	420	620	704	720
Net Weight(kg)	9	11	17	15	24	39	72	160

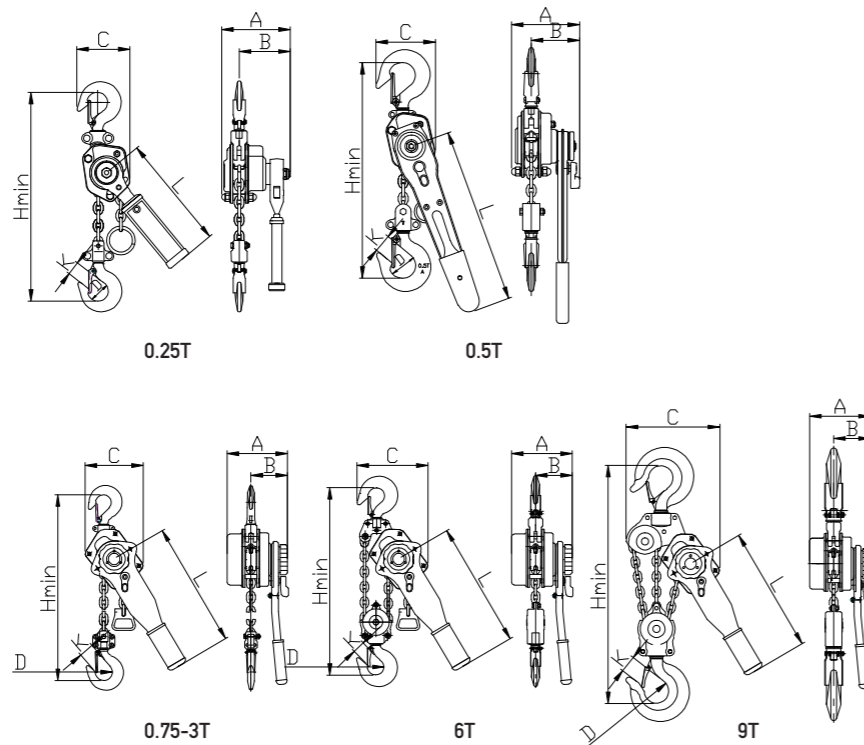
LEVER HOIST

LEVER HOIST



ZHL-C LEVER HOIST

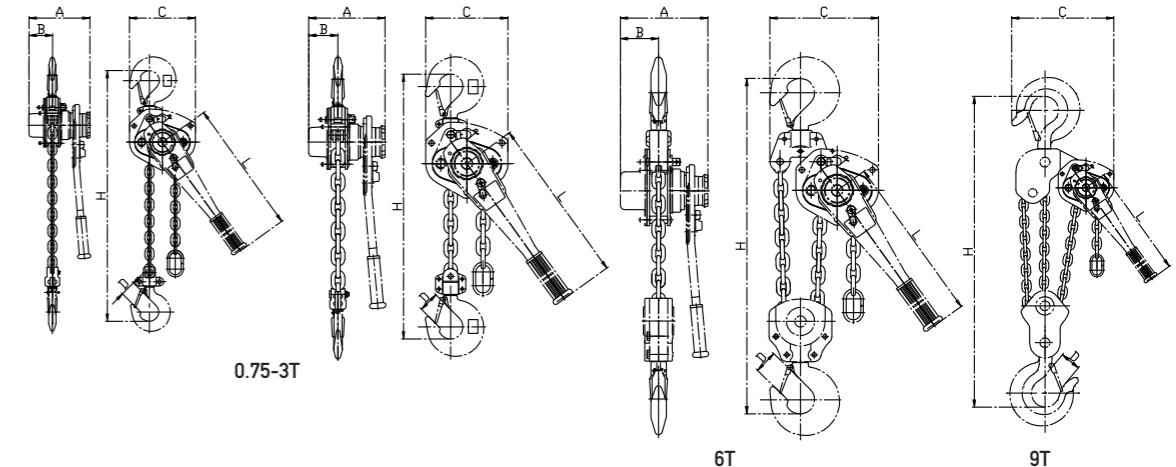
- It's a popular type of economic lever hoist.
- The lever handle is designed for high strength.
- Adopt insert roller bearings.
- compact design and robust, deep drawn, stamped steel construction high quality materials ensure light weight without infringing reliability hand lever operates with little effort due to optional gear ratio.



Item No.	ZHL-C-0.25T	ZHL-C-0.5T	ZHL-C-0.75T	ZHL-C-1T	ZHL-C-1.5T	ZHL-C-2T	ZHL-C-3T	ZHL-C-6T	ZHL-C-9T
Capacity	(t) 0.25	0.5	0.75	1	1.5	2	3	6	9
Standard Lift	(m) 1	1.5	1.5	1.5	1.5	1.5	1.5	1.5	1.5
Running Test Load(kn)	(kn) 3.75	7.5	11	15	22.5	30	37.5	75	112.5
Pull On Lever To Lift Full Load	(n) 250	340	140	140	220	240	320	340	360
No.of Load Chain Falls	1	1	1	1	1	1	1	2	3
Diameter Of Load Chain mm	4	5	6	6	7.1	8	10	10	10
Dimensions(mm)	A	92	105	148	148	172	172	200	200
	B	72	78	90	90	98	98	115	115
	C	85	80	136	136	160	160	180	235
	K	30	35	40	40	44	46	50	64
	H	230	260	320	320	380	380	480	600
	L	160	300	280	280	410	410	410	410
Net Weight	(kg) 1.8	4	7	7	10	11.8	17.5	28.5	45
Extra Weight Per Meter Of Extra Lift	(kg) 0.41	0.52	0.8	0.8	1.1	1.4	2.2	4.4	6.6

ZHL-D LEVER HOIST

- Similar with Japan "Vital" model.
- Easy of quick return and safe.
- The load bearing side plate is independent of the brake support so that the side plate is protected against warping due to a local concentration of forces.
- If the handle is locked under a shock load, the locking-releasing mechanism acts to set the handle free to move.



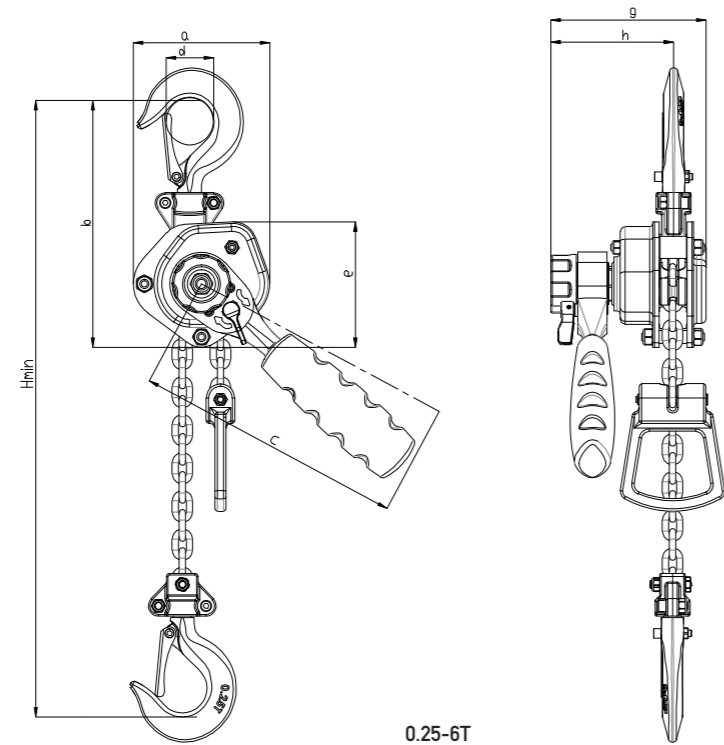
Item No.		ZHL-D-0.75T	ZHL-D-1.5T	ZHL-D-3T	ZHL-D-6T	ZHL-D-9T
Capacity	(t)	0.75	1.5	3	6	9
Standard Lift	(m)	1.5	1.5	1.5	1.5	1.5
Minimum Distancce Between Hooks(H)	(mm)	303	365	485	600	700
Effort Required To Lift Max Load	(n)	230	295	414	430	430
No.of Load Chain Falls		1	1	1	2	3
Dimensions(mm)	A	150	165	195	195	195
	B	55	64	85	85	85
	C	135	145	195	250	335
	D	26	31	34	47	57
	L	255	365	365	365	365
Net Weight	(kg)	7	10	18	28.5	43

LEVER HOIST

LEVER HOIST



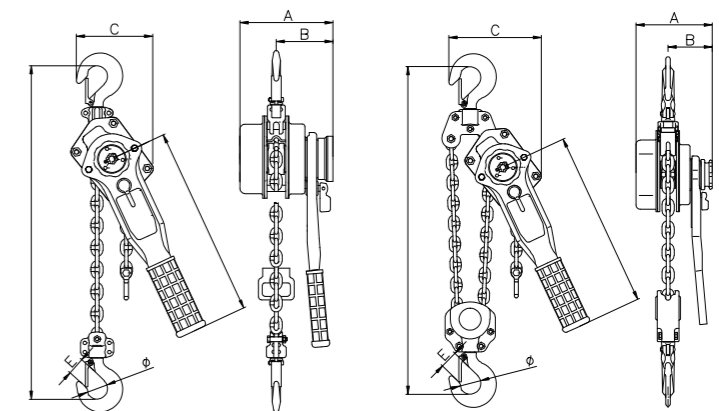
ZHL-DC LEVER HOIST



0.25-6T

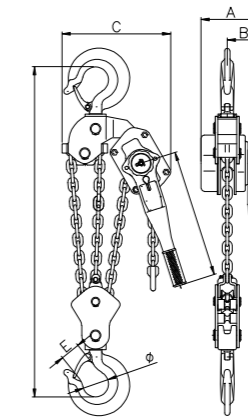


ZHL-G LEVER HOIST



0.75T, 1.5T, 3T

6T



9T

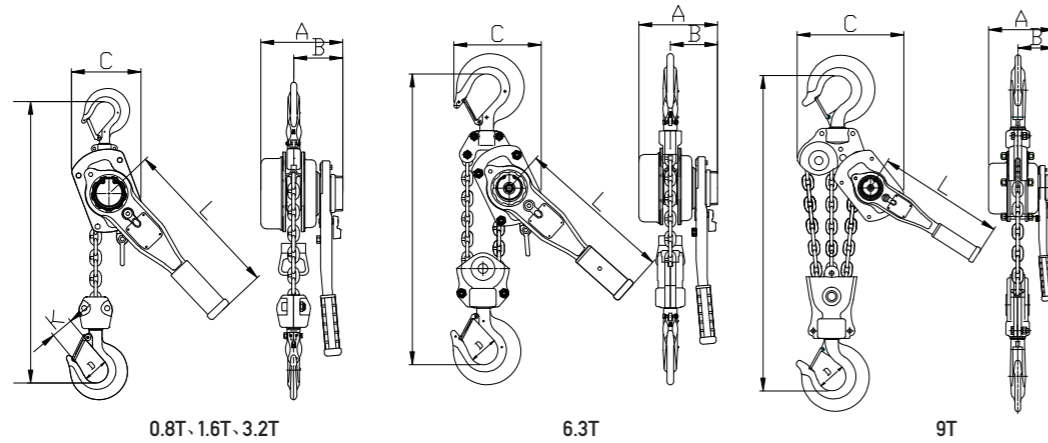
Item No.		ZHL-DC-0.25T	ZHL-DC-0.5T	ZHL-DC-0.75T	ZHL-DC-1.5T	ZHL-DC-2.5T	ZHL-DC-3T	ZHL-DC-5T	ZHL-DC-6T
Capacity	(kg)	250	500	750	1500	2500	3000	5000	6000
Lift	(m)	1.5	1.5	1.5	1.5	1.5	1.5	1.5	1.5
Test Load	(kg)	375	750	1125	2250	3750	4500	7500	9000
Diameter Of Load Chain	(mm)	4*12	4*12	5*15	7.1*21	9*27	9*27	9*27	9*27
N.W	(kg)	2.2	3.2	4.7	7.6	14	14	22	22
G.W Box	(kg)	2.4	3.4	5	8	14.5	14.5	22.5	22.5
Box Mea	(cm)	21*12.5*11.5	23.5*13.5*12	30*14*14	33*18*15.7	44*20*19	44*20*19	49*23.5*21.5	49*23.5*21.5
Extra Weight Per Mtr Of Extra Lift	(kg/m)	0.346	0.346	0.541	1.1	1.8	1.8	1.8	1.8
Dimensions(mm)	a	86	95	121	139	173	173	173	173
	b	155	178	204	235	286	286	340	340
	c	170	170	240	240	335	385	335	385
	d	30	35	30	42	52	52	60	60
	e	79	87	112	133	162	162	162	162
	Hmin	245	285	335	365	448	448	600	600
	g	97	117	124	159	178	178	178	178
	h	77	80	84	90	97	97	97	97

Item No.		ZHL-G-0.25T	ZHL-G-0.5T	ZHL-G-0.75T	ZHL-G-1T	ZHL-G-1.5T	ZHL-G-2T	ZHL-G-3T	ZHL-G-6T	ZHL-G-9T
Lifting Weight(kg)		250	500	750	1000	1500	2000	3000	6000	9000
Lifting Height(m)		1	1.5	1.5	1.5	1.5	1.5	1.5	1.5	1.5
Test Load(kg)		375	750	1125	1500	2250	3000	4500	9000	13500
Hand Pulling Force(n) At Full Load		282	248	265	275	295	315	335	370	420
Number Of Lifting Chain		1	1	1	1	1	1	1	2	3
Lifting Chain Diameter		4×12	5×15	6×18	6×18	7×21	8×24	10×30	10×30	10×30
The Minmum Distance Between Two Jun (Hmm)		245	300	330	365	400	445	520	640	800
Handle Length(Dmm)		158	253	278	278	378	378	418	418	418
Dimension(mm)	A	92	143	148	153	173	181	200	200	200
	B	71	86	87	90	99	105	112	112	112
	C	70	118	132	140	145	152	199	230	338
	Φ	31	31.5	35.5	37.5	42.5	45	50	53	67
	E	20	23.5	25.5	27	31	34	36	37	45
Net Weight(kg)		2.2	5.5	6.9	7.9	10.9	14.3	20.7	28.1	48.9

LEVER HOIST

LEVER HOIST

ZHL-N NEW DEVELOPED LEVER HOIST

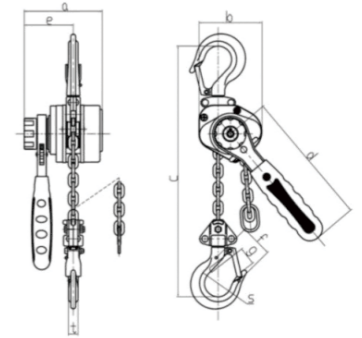


Item No.		ZHL-N-0.75T	ZHL-N-1.5T	ZHL-N-3.0T	ZHL-N-6.0T	ZHL-N-9T
Capacity	(t)	0.75	1.5	3	6	9
Standard Lifting Height	(m)	1.5	1.5	1.5	1.5	1.5
Running Test Load	(kn)	11	22.5	37.5	75	112.5
Effort Required To Lift Rated Load	(n)	180	380	450	500	500
Strands Of Load Chain		1	1	1	2	3
Size Of Load Chain	(mm)	6	8	10	10	10
Dimensions(mm)	A	148	172	200	200	200
	B	90	98	115	115	115
	C	136	160	180	235	335
	D	40	52	60	68	85
	K	28	38	42	50	57
	L	250	300	375	375	375
Net Weight	(kg)	7.4	11.6	20	29.4	45

ZHL-VM LEVER HOIST



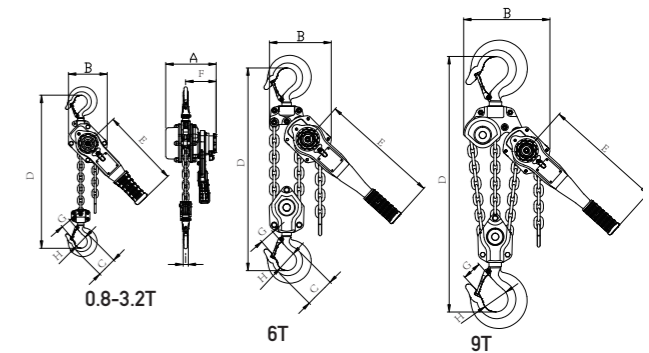
- Alu body, Portable small type Lever hoist



0.5-1.5T

Item No.		ZHL-VM-0.5T	ZHL-VM-0.75T	ZHL-VM-1T	ZHL-VM-1.5T
Capacity	(kg)	250	500	750	1500
Lift	(m)	1	1.5	1.5	1.5
Test Load	(kg)	375	750	1125	2250
No. Of Load Chain	(mm)	1	1	1	1
Diameter Of Load Chain	(mm)	3.2	4.3	5	7.1
Length Of Lever Handle	d	145	160	180	220
	a	87	100.5	105	122
	b	68	81	92	109
	c	200	250	260	330
	e	55.5	62.5	64	68.5
	f	35.5	42	42	52
	g	21	24.5	28.5	35
	s	32	34.5	35.5	42.5
Net Weight	(kg)	1.5	2.5	3.4	6.3

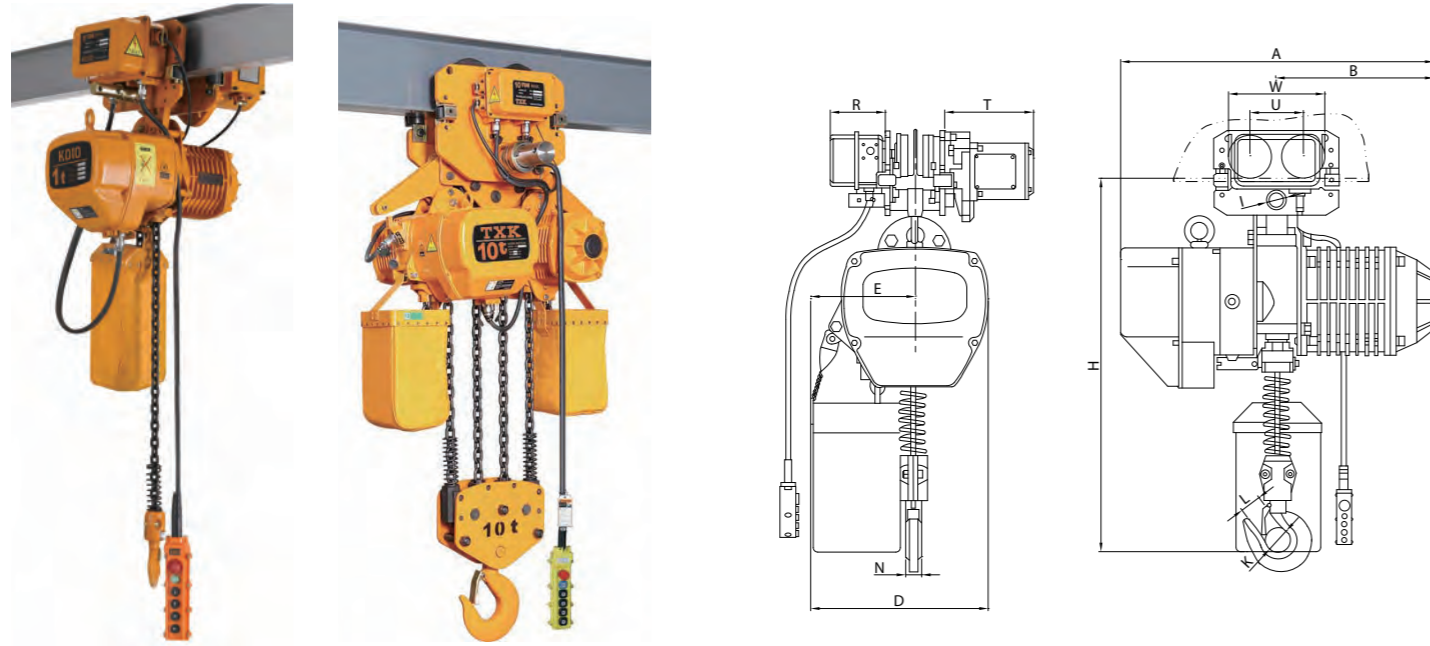
ZHL-K LEVER HOIST



Item No.		ZHL-K-0.8T	ZHL-K-1.6T	ZHL-K-3.2T	ZHL-K-6.3T	ZHL-K-9T
Capacity	(t)	0.8	1.6	3.2	6.3	9
Standard Lifting Height	(m)	1.5	1.5	1.5	1.5	1.5
Running Test Load	(kn)	11	22.5	37.5	75	112.5
Effort Required To Lift Rated Load	(n)	320	380	450	480	500
Strands Of Load Chain		1	1	1	2	3
Size Of Load Chain	(mm)	5.6	7.1	10	10	10
Dimensions(mm)	A	146	164	196	196	196
	B	119	126	159	218	298
	C	41.5	52	61.9	84.3	98.5
	D	280	335	395	540	680
	E	245	265	415	415	415
	F	96	100	114	114	114
	G	26.5	35.5	43	53	64
	H	35.5	42.5	50	60	85
Net Weight	(kg)	5.7	8	13.6	26	40

ELECTRIC CHAIN HOIST K TYPE

ELECTRIC CHAIN HOIST WITH ELECTRIC TROLLEY

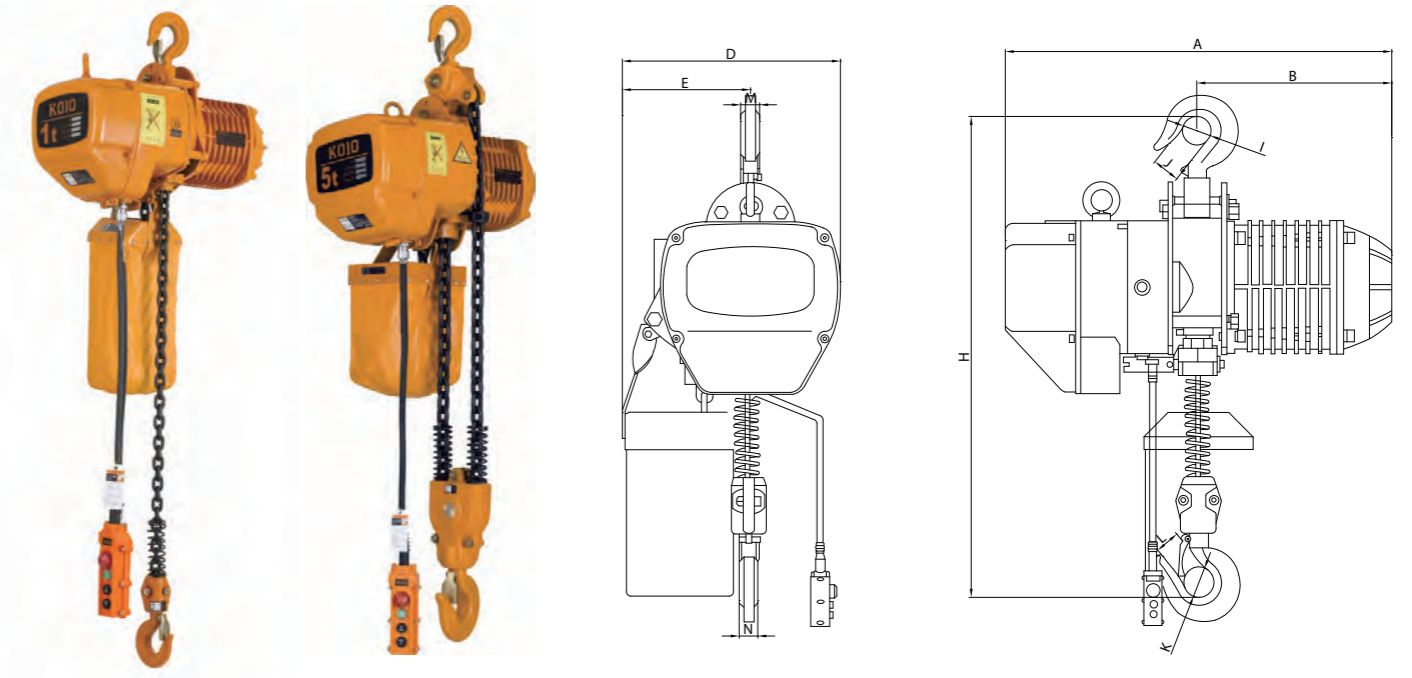


Item No.	Capacity (ton)	Lifting Height(m)	Lifting Speed (m/min)	Lifting Motor					Operating motor					I-Beam (mm)	
				Power(kw)	Rotation speed (r/min)	Phases	Voltage(v)	Frequency (hz/s)	Power(kw)	Rotation speed (m/min)	Operating speed (m/min)	Phases	Voltage(v)		Frequency (hz/s)
ZHEH-K-0.3T-T	0.3	3/9	7.1	0.6	1440	3	220-440	50/60	0.12	1440	12.2	3	220-440	50/60	58-153
ZHEH-K-0.5T-T	0.5	3/9	6.8	0.9	1440	3	220-440	50/60	0.12	1440	12.2	3	220-440	50/60	58-153
ZHEH-K-1T-T	1	3/9	6.9/2.3	1.8/0.6	2830/930	3	220-440	50/60	0.4	1440	11/21	3	220-440	50/60	58-153
ZHEH-K-1.5T-T	1.5	3/9	8.9/2.9	3.0/1.0	2830/930	3	220-440	50/60	0.4	1440	11/21	3	220-440	50/60	82-178
ZHEH-K-2T-ST	2	3/9	6.8/2.3	3.0/1.0	2830/930	3	220-440	50/60	0.4	1440	11/21	3	220-440	50/60	82-178
ZHEH-K-2T-DT	2	3/9	3.3/1.1	1.8/0.6	2830/930	3	220-440	50/60	0.4	1440	11/21	3	220-440	50/60	82-178
ZHEH-K-3T-ST	3	3/9	5.4/1.8	3.0/1.0	2830/930	3	220-440	50/60	0.75	1440	11/21	3	220-440	50/60	100-178
ZHEH-K-3T-DT	3	3/9	4.5/1.5	3.0/1.0	2830/930	3	220-440	50/60	0.75	1440	11/21	3	220-440	50/60	100-178
ZHEH-K-5T-T	5	3/9	2.7/0.9	3.0/1.0	2830/930	3	220-440	50/60	0.75	1440	11/21	3	220-440	50/60	100-178
ZHEH-K-7.5T-T	7.5	3/9	1.8/0.6	3.0/1.0	2830/930	3	220-440	50/60	0.75	1440	11/21	3	220-440	50/60	100-178
ZHEH-K-10T-T	10	3/9	2.7/0.9	3.0X2/1.0X2	2830/930	3	220-440	50/60	0.75	1440	11/21	3	220-440	50/60	150-220
ZHEH-K-15T-T	15	3/9	1.8/0.6	3.0X2/1.0X2	2830/930	3	220-440	50/60	0.75x2	1440	11/21	3	220-440	50/60	150-220
ZHEH-K-20T-T	20	3/9	1.3/0.4	3.0X2/1.0X2	2830/930	3	220-440	50/60	0.75x2	1440	11/21	3	220-440	50/60	150-220

Item No.	Capacity (ton)	Dimension(mm)															
		H	A	B	D	E	I	K	L	N	W	U	P	J	R	T	Chain
ZHEH-K-0.3T-T	0.3	658	415	168	290	195	/	φ34	28	19	/	/	191	19	159	142	φ6.1
ZHEH-K-0.5T-T	0.5	658	415	168	290	195	/	φ34	28	19	/	/	191	19	159	142	φ6.3
ZHEH-K-1T-T	1	650	520	260	300	176	φ31	φ42	32	24	206	111	/	/	142	231	φ7.1
ZHEH-K-1.5T-T	1.5	770	615	295	430	265	φ36	φ49	40	30	237	127	/	/	142	231	φ10.0
ZHEH-K-2T-ST	2	770	615	295	430	265	φ36	φ49	40	30	237	127	/	/	142	231	φ10.0
ZHEH-K-2T-DT	2	815	520	260	300	236	φ36	φ49	40	30	237	127	/	/	142	231	φ7.1
ZHEH-K-3T-ST	3	830	615	295	430	265	φ43	φ59	48	35	265	140	/	/	142	231	φ11.2
ZHEH-K-3T-DT	3	930	615	295	430	320	φ43	φ59	48	35	265	140	/	/	142	231	φ10.0
ZHEH-K-5T-T	5	1015	615	295	430	325	φ54	φ60	48	43	296	156	/	/	142	231	φ11.2
ZHEH-K-7.5T-T	7.5	1200	615	295	505	320	φ54	φ85	80	55	295	156	/	/	142	231	φ11.2
ZHEH-K-10T-T	10	1190	630	315	505	890	φ70	φ85	80	55	366	191	/	/	142	231	φ11.2
ZHEH-K-15T-T	15	1310	630	315	1070	535	φ54	φ120	96	78	/	/	926	/	142	231	φ11.2
ZHEH-K-20T-T	20	1470	630	315	1260	630	φ70	φ150	115	95	/	/	1106	/	142	231	φ11.2

ELECTRIC CHAIN HOIST K TYPE

ELECTRIC CHAIN HOIST WITH HOOK

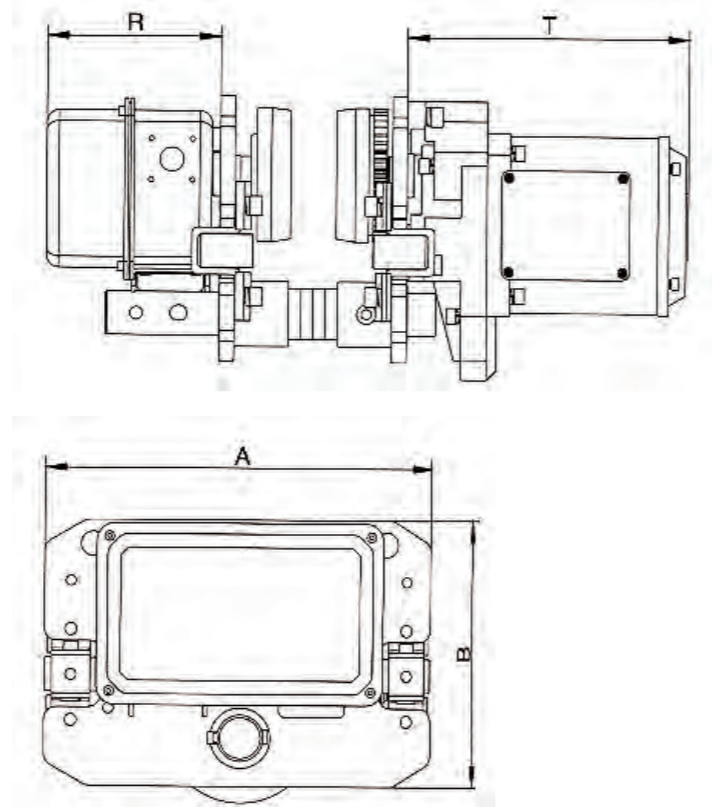


Item No.	Capacity (ton)	Lifting Height(m)	Lifting Speed (m/min)	Lifting Motor					Operating Motor					I-Beam (mm)		
				Power(kw)	Rotation speed (r/min)	Phases	Voltage(v)	Frequency (hz/s)	Power(kw)	Rotation speed (m/min)	Operating speed (m/min)	Phases	Voltage(v)		Frequency (hz/s)	
ZHEH-K-0.3T	0.3	3/9	7.1	0.6	1440	3	220-440	50/60	/	/	/	/	/	/	/	/
ZHEH-K-0.5T	0.5	3/9	6.8	0.9	1440	3	220-440	50/60	/	/	/	/	/	/	/	/
ZHEH-K-1T	1	3/9	6.9/2.3	1.8/0.6	2830/930	3	220-440	50/60	/	/	/	/	/	/	/	/
ZHEH-K-1.5T	1.5	3/9	8.9/2.9	3.0/1.0	2830/930	3	220-440	50/60	/	/	/	/	/	/	/	/
ZHEH-K-2T-S	2	3/9	6.8/2.3	3.0/1.0	2830/930	3	220-440	50/60	/	/	/	/	/	/	/	/
ZHEH-K-2T-D	2	3/9	3.3/1.1	1.8/0.6	2830/930	3	220-440	50/60	/	/	/	/	/	/	/	/
ZHEH-K-3T-S	3	3/9	5.4/1.8	3.0/1.0	2830/930	3	220-440	50/60	/	/	/	/	/	/	/	/
ZHEH-K-3T-D	3	3/9	4.5/1.5	3.0/1.0	2830/930	3	220-440	50/60	/	/	/	/	/	/	/	/
ZHEH-K-5T	5	3/9	2.7/0.9	3.0/1.0	2830/930	3	220-440	50/60	/	/	/	/	/	/	/	/
ZHEH-K-10T	10	3/9	2.7/0.9	3.0X2/1.0X2	2830/930	3	220-440	50/60	/	/	/	/	/	/	/	/

Item No.	Capacity (ton)	Dimension(mm)															
		H	A	B	D	E	I	J	K	L	M	N	Chain				
ZHEH-K-0.3T	0.3	600	415	168	290	195	φ34	28	φ34	28	19	19	φ6.1				
ZHEH-K-0.5T	0.5	600	415	168	290	195	φ34	28	φ34	28	19	19	φ6.3				
ZHEH-K-1T	1	650	520	260	300	176	φ42	32	φ42	32	24	24	φ7.1				
ZHEH-K-1.5T	1.5	800	615	295	430	265	φ49	40	φ49	40	30	30	φ10.0				
ZHEH-K-2T-S	2	800	615	295	430	265	φ49	40	φ49	40	30	30	φ10.0				
ZHEH-K-2T-D	2	835	520	260	300	236	φ49	40	φ49	40	30	30	φ7.1				
ZHEH-K-3T-S	3	845	615	295	430	265	φ59	48	φ59	48	35	35	φ11.2				
ZHEH-K-3T-D	3	950	615	295	430	320	φ59	48	φ59	48	35	35	φ10.0				
ZHEH-K-5T	5	1030	615	295	430	325	φ60	48	φ60	48	43	43	φ11.2				
ZHEH-K-10T	10	1400	630	315	430	890	φ85	80	φ85	80	104	55	φ11.2				

ELECTRIC TROLLEY

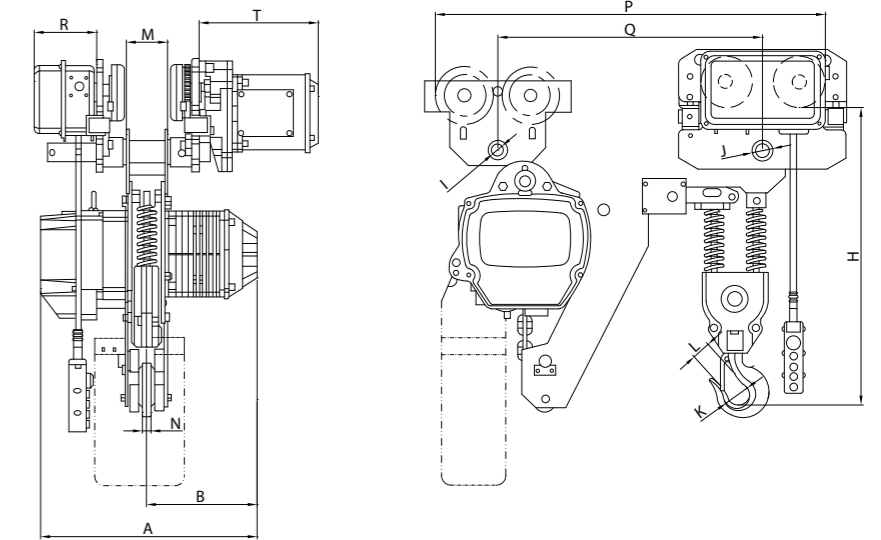
ELECTRIC TROLLEY



Item No.	Capacity (ton)	Unit(mm)				Speed 50Hz(m/min)	Motor(kw)	Minimum Radius Of Turn	I-Beam(mm)
		A	B	R	T				
ZHET-K-0.5T	0.5	196	248	142	159	12.2	0.12	0.8	52-153
ZHET-K-1T	1	315	212	142	231	20.0/5.0	0.4/0.1	0.8	52-153
ZHET-K-2T	2	325	220	142	231	20.0/5.0	0.4/0.1	0.8	82-178
ZHET-K-3T	3	340	250	142	231	20.0/5.0	0.75/0.18	1	100-178
ZHET-K-5T	5	400	291	142	231	20.0/5.0	0.75/0.18	1.8	100-178
ZHET-K-7.5T	7.5	400	291	142	231	20.0/5.0	0.75/0.18	1.8	100-178
ZHET-K-10T	10	500	370	142	231	20.0/5.0	0.75/0.18	2.5	150-220

ELECTRIC CHAIN HOIST K TYPE

SUPER-LOW LIFTING LOOP ELECTRIC CHAIN HOIST



Item No.	Capacity (ton)	Lifting Height(m)	Lifting Speed (m/min)	Lifting Motor					Operating Motor					I-Beam (mm)	
				Power(kw)	Rotation Speed (r/min)	Phases	Voltage(v)	Frequency (hz/s)	Power(kw)	Rotation Speed (m/min)	Operating Speed (m/min)	Phases	Voltage(v)		Frequency (hz/s)
ZHEH-K-1T-L	1	3/9	6.9/2.3	1.8/0.6	2830/930	3	220-440	50/60	0.4	1440	11/21	3	220-440	50/60	58-153
ZHEH-K-1.5T-L	1.5	3/9	8.9/2.9	3.0/1.0	2830/930	3	220-440	50/60	0.4	1440	11/21	3	220-440	50/60	82-178
ZHEH-K-2T-SL	2	3/9	6.8/2.3	3.0/1.0	2830/930	3	220-440	50/60	0.4	1440	11/21	3	220-440	50/60	82-178
ZHEH-K-2T-DL	2	3/9	3.3/1.1	1.8/0.6	2830/930	3	220-440	50/60	0.4	1440	11/21	3	220-440	50/60	82-178
ZHEH-K-3T-SL	3	3/9	5.4/1.8	3.0/1.0	2830/930	3	220-440	50/60	0.75	1440	11/21	3	220-440	50/60	100-178
ZHEH-K-3T-DL	3	3/9	4.5/1.5	3.0/1.0	2830/930	3	220-440	50/60	0.75	1440	11/21	3	220-440	50/60	100-178
ZHEH-K-5T-L	5	3/9	2.7/0.9	3.0/1.0	2830/930	3	220-440	50/60	0.75	1440	11/21	3	220-440	50/60	100-178

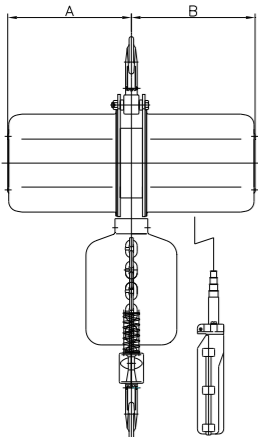
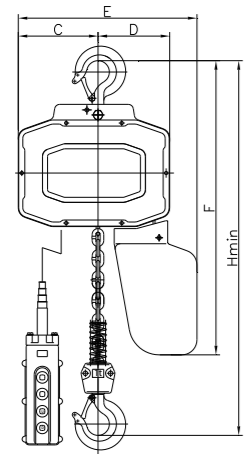
Item No.	Capacity (ton)	Dimension(mm)													
		H	A	B	K	L	M	N	I	J	P	Q	R	T	Chain
ZHEH-K-1T-L	1	480	520	260	φ42	32	56	24	φ26	φ31	630	445	142	231	φ7.1
ZHEH-K-1.5T-L	1.5	570	615	295	φ49	40	66	30	φ31	φ36	720	505	142	231	φ10.0
ZHEH-K-2T-SL	2	570	615	295	φ49	40	66	30	φ31	φ36	720	505	142	231	φ10.0
ZHEH-K-2T-DL	2	535	520	260	φ49	40	56	30	φ31	φ36	665	445	142	231	φ7.1
ZHEH-K-3T-SL	3	640	615	295	φ59	48	73	35	φ36	φ43	775	526	142	231	φ11.2
ZHEH-K-3T-DL	3	685	615	295	φ59	48	66	35	φ36	φ43	750	503	142	231	φ10.0
ZHEH-K-5T-L	5	740	615	295	φ60	48	73	43	φ43	φ54	825	541	142	231	φ11.2

ELECTRIC CHAIN HOIST



HH-B FIXED ELECTRIC CHAIN HOIST

HHB type electric chain hoist is one of the best selling hoists to our customers. The hoist has fast lifting speed, convenient operation and beautiful appearance. What's more, it is highly evaluated by its unique overloading safety protection setting and electrical machine hot protection setting. It can be widely used in lifting light and small goods, and can also be used in low-level space materials circulation system together with aerial travelling crane equipment. This hoist has been approved to be effective equipment which can improve working condition and enhance labor efficiency. Wireless remote controller is available.



HH-B TYPE ELECTRIC CHAIN HOIST WITH SINGLE PHASE

Item No.	HBS-025	HBS-05	HBS-05	HBS-10	HBS-20	HBS-30
Capacity(t)	0.25	0.5	0.5	1	2	3
Standard Lift(m)	3	3	3	3	3	3
Lifting Speed(m/min)	8	4	7	6	3	2
Motor Power(kw)	0.45	0.45	0.8	1.2	1.2	1.2
Power Supply	1P/110V50Hz 1P/220V50Hz 1P/240V50Hz					
Control Voltage(v)	24V					
Insulation Grade	F					
Rating	25%					
Spec.of Load Chain	Φ5×15			Φ7.1×21		
No.of Chain	1	2	1	1	2	3
Working Level	M3	M3	M3	M3	M3	M3
Running Test Load(kn)	0.31	0.625	0.625	1.25	2.5	3.75
Length Of Lable(m)	2.5	2.5	2.5	2.5	2.5	2.5
Net Weight (kg)	22	25	55	60	65	70
Extra Weight Per Meter Of Extra Lift(kg)	0.55	1.1	1.1	1.1	2.2	3.3
Minimum Distance Between Hooks(mm)	430	450	500	520	630	710
Dimensions(mm)	A(mm)	210	210	245	245	245
	B(mm)	210	210	245	245	245
	C(mm)	116	92	158	158	124
	D(mm)	104	128	142	142	176
	E(mm)	262	262	350	350	350
	F(mm)	24	24	34	34	40
Size	44×30×30	44×30×30	54×45×38	54×45×38	54×45×38	54×54×38

ELECTRIC CHAIN HOIST

HH-B TYPE ELECTRIC CHAIN HOIST WITH SINGLE SPEED

Item No.	HH-B025	HH-B05	HH-B10	HH-B20	HH-B30	HH-B30S	HH-B50
Rated Load (ton)	0.25	0.5	1	2	3	3	5
Standard Lift (m)	3	3	3	3	3	3	3
Lifting Speed (m/min)	50Hz	8	7	7	3.5	2.3	2.6
	60Hz	9.6	8.4	8.4	4.2	2.8	3.1
Power Supply	3-Phase/380V/50Hz						
Control Voltage(v)	24V						
Ins Class	F						
Working Level / %Ed	M4 / 30%						
Dimension Of Load Chain	Φ5×15	Φ7.1X 21				Φ9×27	
Strands Of Load Chain	1	1	1	2	3	2	3
Test Load (ton)	0.31	0.625	1.25	2.5	3.75	3.75	6.25
Cable Length(m)	2.5	2.5	2.5	2.5	2.5	3	3
Net Weight (kg)	25	50	55	60	65	98	103
Extra Weight Per Meter Of Extra Lift (kg)	0.55	1.1	1.1	2.2	3.3	3.5	5.3
Minimum Headroom Hmin (mm)	430	520	550	630	710	800	850
Dimensions(mm)	A	210	245	245	245	245	265
	B	210	245	245	245	245	265
	C	116	158	158	124	124	127
	D	104	142	142	176	176	205
	E	262	350	350	350	350	393
	F	500	600	600	610	620	738

HH-B TYPE ELECTRIC CHAIN HOIST WITH DUAL SPEED

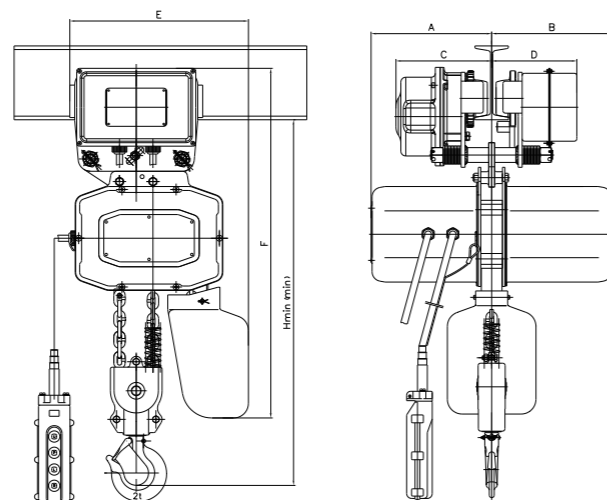
Item No.	HBT-05	HBT-10	HBT-20	HBT-30
Capacity(t)	0.5	1	2	3
Standard Lift(t)	3	3	3	3
Lifting Speed(m/min)	7/2.3	6/2.0	3/1.0	2/0.7
Motor Power(kw)	0.8/0.27	1.2/0.4	1.2/0.4	1.2/0.4
Power Supply	3-P/380V 50Hz			
Control Voltage(v)	24V			
Insulation Grade	F			
Rating	30%			
Spec.of Load Chain	Φ7.1×21			
No.of Chain	1	1	2	3
Working Level	M4	M4	M4	M4
Running Test Load(kn)	0.625	1.25	2.5	3.75
Length Of Lable(m)	2.5	2.5	2.5	2.5
Net Weight (kg)	53	58	63	68
Extra Weight Per Meter Of Extra Lift(kg)	1.1	1.1	2.2	3.3
Minimum Distance Between Hooks(mm)	500	520	630	710
Dimension(mm)	A(mm)	245	245	245
	B(mm)	245	245	245
	C(mm)	158	158	124
	D(mm)	142	142	176
	E(mm)	350	350	350
	F(mm)	34	34	40
Size	54×45×38	54×45×38	54×45×38	54×54×38

ELECTRIC CHAIN HOIST

ELECTRIC CHAIN HOIST



HH-B ELECTRIC CHAIN HOISTS WITH TROLLEY



Item No.	HH-BX025	HH-BX05	HH-BX10	HH-BX20	HH-BX30	HH-BX30S	HH-BX50
Rated Load (ton)	0.25	0.5	1	2	3	5	10
Standard Lift (m)	3	3	3	3	3	3	3
Lifting Speed(m/min)	50Hz	8	7	7	3.5	2.3	2.6
Running Motor Power (kw)	60Hz	0.2	0.2	0.2	0.3	0.4	0.4x2
Lifting Motor Power (kw)		0.45	0.8	1.6	1.6	1.6	3x2
Power Supply	3P/380V/50HZ						
Control voltage	24V						
Ins Class	F						
Working Level / %Ed	M4/30%						
Dimension Of Load Chain	Φ7.1X 21			Φ9x27			
Strands Of Load Chain	1	1	1	2	3	3	6
Test Load (ton)	0.625	0.625	1.25	2.5	3.75	6.25	12.5
Cable Length(m)	20	20	20	20	18	18	18
Track Width(mm)	74-124	74-124	74-124	74-124	102-152	102-152	102-152
Length Of Lable(m)	2.5	2.5	2.5	2.5	2.5	3	3
Net Weight (kg)	83	83	90	95	130	170	400
Extra Weight Per Meter Of Extra Lift (kg)	1.1	1.1	1.1	2.2	3.3	5.2	10.4
Minimum Headroom Hmin (mm)	520	520	520	640	720	900	1200
Dimensions(mm)	A(mm)	245	245	245	245	245	265
	B(mm)	245	245	245	245	245	265
	C(mm)	710	710	710	710	710	950
	D(mm)	490	490	490	490	490	530
	E(mm)	40	40	40	40	40	50
	F(mm)	34	34	34	40	45	50
Size	87x47x42	87x47x42	87x47x42	87x56x42	87x60x48	87x60x48	110x80x80

HH-B ELECTRIC CHAIN HOISTS(SINGLE PHASE) WITH TROLLEY

Item No.	HH-BS025	HH-BS05	HH-BS10	HH-BS20	HH-BS30
Rated Load (ton)	0.25	0.5	1	2	3
Standard Lift (m)	3	3	3	3	3
Lifting Speed(m/min)	50Hz	8	7	7	3.5
Running Motor Power (kw)	60Hz	0.2	0.2	0.2	0.3
Lifting Motor Power (kw)		0.45	0.8	1.6	1.6
Power Supply	1P/220V/50HZ				
Control voltage	24V				
Ins Class	F				
Working Level / %Ed	M4/30%				
Dimension Of Load Chain	Φ5X15	Φ7.1X 21			
Strands Of Load Chain	1	1	1	2	3
Test Load (ton)	0.31	0.625	1.25	2.5	3.75
Cable Length(m)	20	20	20	20	18
Track Width(mm)	74-124	74-124	74-124	74-124	102-152
Length Of Lable(m)	2.5	2.5	2.5	2.5	2.5
Net Weight (kg)	60	88	95	100	135
Extra Weight Per Meter Of Extra Lift (kg)	0.55	1.1	2.2	3.3	3.3
Minimum Headroom Hmin (mm)	450	520	520	640	720
Dimensions(mm)	A(mm)	210	245	245	245
	B(mm)	210	245	245	245
	C(mm)	116	710	710	710
	D(mm)	104	490	490	490
	E(mm)	262	40	40	40
	F(mm)	24	34	34	40
Size	60x40x48	87x47x42	87x47x42	87x56x45	87x60x48



ELECTRIC WINCH

ZHE-SY ELECTRIC WINCH



Item No.	SY-200E	SY-250E	SY-300E	SY-500E	SY-750E	SY-1000E
Rated Capacity(kg)	200	250	300	500	750	1000
Rated Speed(m/min)	11		13			13.5
Lifting Height(m)	29			58		
Cable Diameter(mm)	Φ6		Φ7	Φ9		Φ11
Wire Rope Capacity(m)	30			60		
Work Level	M3					
Motor(kw)	0.6	0.75	1.1	1.5	2.2	3
Pole	4					
Voltage(v)	AC100/110/120/220/230/240			Three phase 230/380/415/440/480		
Frequency(hz)	50/60					
N.W.(kg)	35	40	46	139	150	161

ELECTRIC STEEL WIRE ROPE HOIST A TYPE



Item No.	ZHWR-0.5T	ZHWR-1T	ZHWR-2T	ZHWR-3T	ZHWR-5T	ZHWR-10T	ZHWR-16T	ZHWR-20T	
Capacity kg	500	1000	2000	3000	5000	10000	16000	20000	
Lifting Height m/min	6 9 12 18	6 9 12 18	6 9 12 18	6 9 12 18	6 9 12 18	6 9 12 18	6 9 12 18	6 9 12 18	
Lifting Speed m/min	8, 0.8/8	8, 0.8/8	8, 0.8/8	8, 0.8/8	8, 0.8/8	7, 0.7/7	3.5, 0.35/3.5	3.5, 0.35/3.5	
Operational Speed m/min	20	20	20	20	20	20	20	20	
Nominal Dia. mm	5.1	7.4	11	13	15	15	18	18	
Wire Dia. m	0.22	0.34	0.5	0.5	0.6	0.7	0.7	0.7	
Structure Form	6X19+NF	6X37+NF	6X37+NF	6X37+NF	6X37+NF	6X37+NF	18X19+NF	18X19+NF	
I Beam Type	16~28b	20a~32c	20a~32c	20a~45c	28a~63c	28a~63c	36a~63c	36a~63c	
Min. Radius Of Curve m	1.5	1.5	2	2.5	3	4	5	2.5	
Lifting	Power Rating	0.8, 0.2/0.8	1.5, 0.2/1.5	4.5, 0.5/4.5	7.5, 0.8/7.5	13, 1.5/13	13, 1.5/13	13, 1.5/13	
	Voltage	3/380v 50Hz	3/380v 50Hz	3/380v 50Hz	3/380v 50Hz	3/380v 50Hz	3/380v 50Hz	3/380v 50Hz	
	Current	2.4, 0.72/2.4	4.3, 0.72/4.3	11, 1.4/11	18, 2.4/18	33, 5.2/33	33, 5.2/33	33, 5.2/33	
	Power	0.2	0.2	0.5	0.8	1.5	1.5	1.5	
Motor	Power Rating	1380	1380	1380	1380	1380	1380	1380	
	Voltage	3/380v 50Hz	3/380v 50Hz	3/380v 50Hz	3/380v 50Hz	3/380v 50Hz	3/380v 50Hz	3/380v 50Hz	
Operational Motor	Current	0.72	0.72	1.25	1.4	1.4	1.4	1.4	
	Linking Times	120	120	120	120	120	120	120	
Ins Class	H	~560	~685	~945	~1212	~1320	~1900	~1900	
	L2	126	159	187	230	274	303	303	
Dimensions(mm)	L1	228/225	268/266	279	341/343	380/377	429/820	429/820	
	L	628 714 772 916 772 867 965 1161 1357 1553	818 918 1018 1218 1418	963 1066 1164 1375 1581 1787 1082 1209 1298 1489 1699 1909 1513 1694 2237 2594 2954 2956 1814 1995 2357 2719 3081	1685 2228 2585 2585 2967 2147 2328 2690 3052 3411 2147 2328 2690 3052 3411	1814 1995 2357 2719 3081	1814 1995 2357 2719 3081	1814 1995 2357 2719 3081	1814 1995 2357 2719 3081
	M	318 390 462 601 404 499 597 793 989 1185 412 512 612 812 1012 1212 457 561 658 869 1075 1281 488	196	240	264	320	320	376	376
	N	190	124	173	173	203	243	243	
	H	120	14.5	19	23	31	38	38	
	Φ	~884	~884	~930	~930	~1058	~1058	~1058	
	B	490	584	876	1017	1614	1614	1614	
	E	355/508	368/508	420/668	480/690	612	612	612	
	F								

MINI ELECTRIC HOIST

MINI ELECTRIC HOIST



Item No.	Method Of Use	Rated Volt	Input Power	Rated Lifting	Lifting Speed	Lifting Height
		(v)	(w)	(kg)	(m/min)	(m)
ZHMN-1	Single-hook	220/230	450	100	10	12
	Double-hook			200	5	6
ZHMN-2	Single-hook	220/230	500	125	10	12
	Double-hook			250	5	6
ZHMN-3	Single-hook	220/230	550	150	10	12
	Double-hook			300	5	6
ZHMN-4	Single-hook	220/230	750	200	10	12
	Double-hook			400	5	6
ZHMN-5	Single-hook	220/230	900	250	10	12
	Double-hook			500	5	6
ZHMN-6	Single-hook	220/230	1050	300	10	12
	Double-hook			600	5	6
ZHMN-7	Single-hook	220/230	1200	350	10	12
	Double-hook			700	5	6
ZHMN-8	Single-hook	220/230	1350	400	10	12
	Double-hook			800	5	6
ZHMN-9	Single-hook	220/230	1600	500	8	12
	Double-hook			1000	4	6
ZHMN-10	Single-hook	220/230	1800	600	8	12
	Double-hook			1200	4	6

MINI ELECTRIC HOIST

MINI ELECTRIC HOIST WITH MOVING VEHICLE

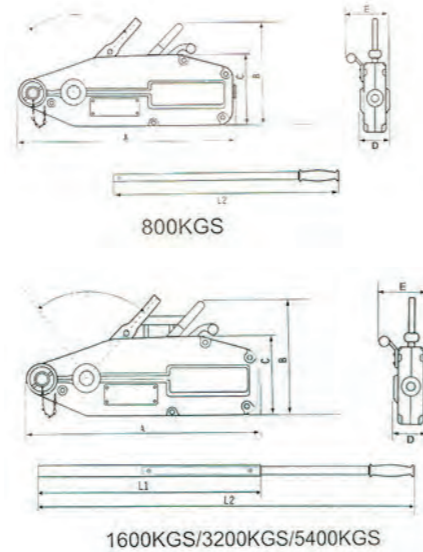


Item No.	Lifting Capacity	Rated Volt	Lifting Height	Load Of Moving Vehicle	Speed Of Moving Vehicle
	Single/Double Hook		Single/Double Hook		
	(kg)	(V)	(m)	(t)	(m/min)
ZHMN-1A	100/200	100/110/120/ 220/230/240 50/60Hz	12/6	0.5	13
ZHMN-2A	125/250				
ZHMN-3A	150/300				
ZHMN-4A	200/400				
ZHMN-5A	250/500				
ZHMN-6A	300/600				
ZHMN-7A	300/700				
ZHMN-8A	400/800	220/230/240 50/60Hz		1	
ZHMN-9A	500/1000				
ZHMN-10A	600/1200				

PULLING HOIST

TROLLEY

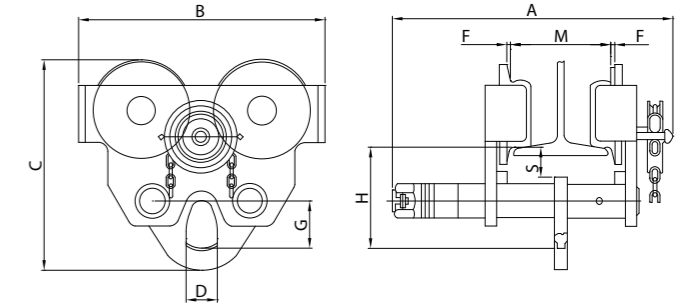
WIRE ROPE PULLING HOIST



Item No.(Steel Body)	ZHPH-N-0.8T	ZHPH-N-1.6T	ZHPH-N-3.2T	
Rated Capacity (kg)	800	1600	3200	
Rated Forward Handpower (n)	284	412	441	
Rated Forward Travel(n)	≥ 52	≥ 55	≥ 8	
Rope Diameter(mm)	8.3	11	16	
Wire Rope Safety Factor Load Capacity	5	5	5	
Safety Factor & Static Load Capacity	5	5	5	
Max. Travelling Load (kg)	1200	2400	4000	
Max Overall Size(mm)	A	435	545	690
	B	245	266	350
	C	55	72	
	E	70	92	105
L1	/	800	800	
L2	800	1200	1200	
Net Weight/Kg Metal Body	7	12	23	

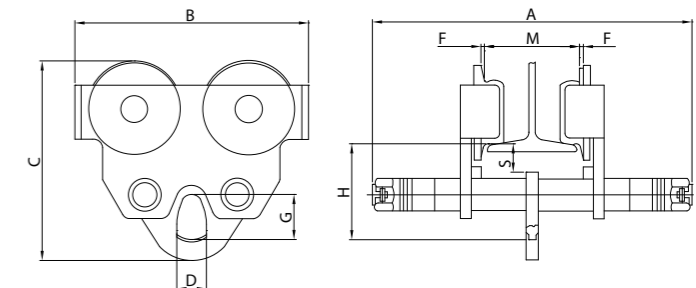
Item No.(Aluminium Body)	ZHPH-A-0.8T	ZHPH-A-1.6T	ZHPH-A-3.2T	ZHPH-A-5.4T					
Item No.(Steel Body)	ZHPH-S-0.8T	ZHPH-S-1.6T	ZHPH-S-3.2T	/					
Rated Capacity (kg)	800	1600	3200	5400					
Rated Forward Handpower (n)	341	400	438	850					
Rated Forward Travel(n)	≥ 52	≥ 55	≥ 28	≥ 30					
Rope Diameter(mm)	8.3	11	16	20					
Wire Rope Safety Factor Load Capacity	5	5	5	5					
Safety Factor & Static Load Capacity	4	5	4	5	5	/			
Max. Travelling Load (kg)	1200	2400	4000	6750					
Max Overall Size(mm)	A	426	440	545	550	660	690	930	/
	B	235	265	280	300	325	350	480	/
	C	168	/	190	/	230	/	/	/
	D	60	63	72	77	91	91	152	/
	E	64	/	97	/	116	/	/	/
L1	/	80	80	68					
L2	80	120	120	112					
Net Weight/Kg Aluminium Body	15.3	27.5	49.8	98					
Net Weight/Kg Metal Body	16	28	48.5	/					

GEARED TROLLEY DB TYPE



Item No.(I-Beam:normal)	ZHGT-DB-0.5T	ZHGT-DB-1T	ZHGT-DB-1.5T	ZHGT-DB-2T	ZHGT-DB-3T	ZHGT-DB-5T	ZHGT-DB-8T	ZHGT-DB-10T	ZHGT-DB-15T	ZHGT-DB-20T	
Item No.(I-Beam:long)	ZHGT-DB-0.5T-L	ZHGT-DB-1T-L	ZHGT-DB-1.5T-L	ZHGT-DB-2T-L	ZHGT-DB-3T-L	ZHGT-DB-5T-L	ZHGT-DB-8T-L	ZHGT-DB-10T-L	ZHGT-DB-15T-L	ZHGT-DB-20T-L	
Capacity(t)	0.5	1	1.5	2	3	5	8	10	15	20	
Running Test Load(kn)	7.35	14.71	22.06	29.42	44.13	61.29	98.06	122.58	196.12	245.17	
Running Height(m)	2.5	2.5	2.5	2.5	2.5	2.5	2.5	2.5	2.5	2.5	
Force(n)	25	50	70	90	95	140	200	240	240	250	
Min.radius Of Curve(m)	0.8	0.9	1	1	1.2	1.3	2	2	3.5	3.5	
Dimension(mm)	A	270	334	337	343	357	373	400	378	449	449
	B	322	436	439	445	459	475	502	480	551	551
	C	176	196	210	225	266	301	388	396	498	498
	H	75	96	102	109	124	142	195	190	236	233
	S	30	38	38	38	40	42	45	45	65	58
	D	28	32	36	42	52	62	72	72	95	95
	G	32	40	45	52	63	74	110	110	135	135
	F	1.5-3						2-3.5		2-3.5	
I-Beam Width	A	50-152	64-203	74-203	88-203	100-203	114-203	124-203	124-203	136-203	136-203
	M	B	50-203	64-305	74-305	88-305	100-305	114-305	124-305	124-305	136-305
Range(mm)	A	10	14.5	18	22	34	47	77	88	163	165
	B	10.5	16	20	24	38	53	83	94	170	174
Net Weight(kg)	A	10	14.5	18	22	34	47	77	88	163	165
	B	10.5	16	20	24	38	53	83	94	170	174

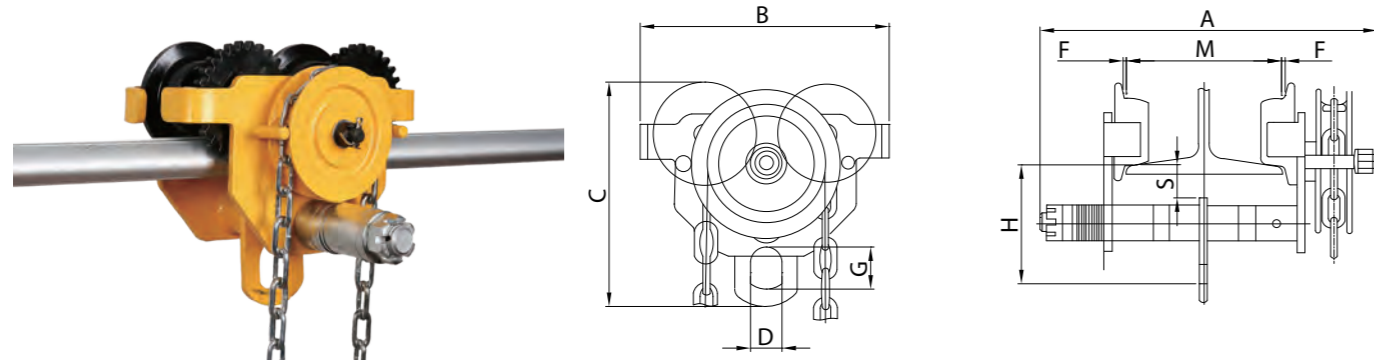
PLAIN TROLLEY DB TYPE



Item No.(I-Beam:normal)	ZHPT-DB-0.5T	ZHPT-DB-1T	ZHPT-DB-1.5T	ZHPT-DB-2T	ZHPT-DB-3T	ZHPT-DB-5T	ZHPT-DB-8T	ZHPT-DB-10T	ZHPT-DB-15T	ZHPT-DB-20T	
Item No.(I-Beam:long)	ZHPT-DB-0.5T-L	ZHPT-DB-1T-L	ZHPT-DB-1.5T-L	ZHPT-DB-2T-L	ZHPT-DB-3T-L	ZHPT-DB-5T-L	ZHPT-DB-8T-L	ZHPT-DB-10T-L	ZHPT-DB-15T-L	ZHPT-DB-20T-L	
Capacity(t)	0.5	1	1.5	2	3	5	8	10	15	20	
Running Test Load(kn)	7.35	14.71	22.06	29.42	44.13	61.29	98.06	122.58	196.12	245.17	
Running Height(m)	2.5	2.5	2.5	2.5	2.5	2.5	2.5	2.5	2.5	2.5	
Force(n)	25	50	70	90	95	140	200	240	240	250	
Min.radius Of Curve(m)	0.8	0.9	1	1	1.2	1.3	2	2	3.5	3.5	
Dimension(mm)	A	236	303	310	317	333	355	372	378	449	449
	B	286	405	412	419	435	457	474	480	551	551
	C	176	196	210	226	266	301	388	396	498	498
	H	75	96	102	109	124	142	185	190	236	233
	S	30	38	38	38	40	42	45	45	65	58
	D	28	32	36	42	52	62	72	72	95	95
	G	32	40	45	52	63	74	110	110	135	135
	F	1.5-3						2-3.5		2-3.5	
I-Beam Width	A	50-152	64-203	74-203	88-203	100-203	114-203	124-203	124-203	136-203	136-203
	M	B	50-203	64-305	74-305	88-305	100-305	114-305	124-305	124-305	136-305
Range(mm)	A	6	11.5	14	18	30	44	73	82	157	159
	B	6.5	13	16	20	34	50	79	89	164	167
Net Weight(kg)	A	6	11.5	14	18	30	44	73	82	157	159
	B	6.5	13	16	20	34	50	79	89	164	167

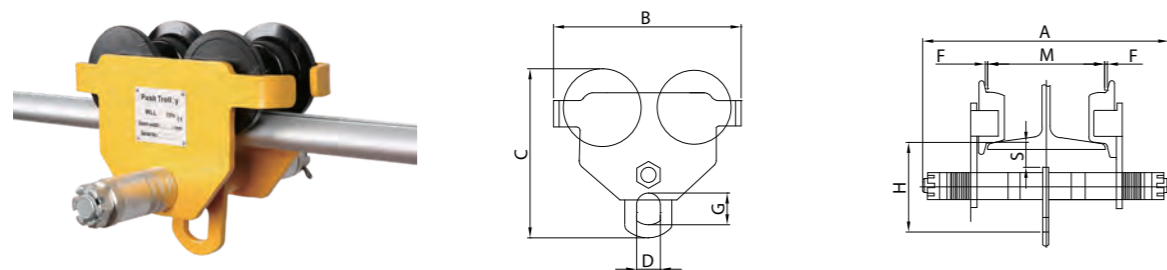
TROLLEY

GEARED TROLLEY DK TYPE



Item No.(I-Beam:normal)	ZHGT-DK-0.5T	ZHGT-DK-1T	ZHGT-DK-1.5T	ZHGT-DK-2T	ZHGT-DK-3T	ZHGT-DK-5T	ZHGT-DK-10T	ZHGT-DK-20T	
Item No.(I-Beam:long)	ZHGT-DK-0.5T-L	ZHGT-DK-1T-L	ZHGT-DK-1.5T-L	ZHGT-DK-2T-L	ZHGT-DK-3T-L	ZHGT-DK-5T-L	ZHGT-DK-10T-L	ZHGT-DK-20T-L	
Capacity(t)	0.5	1	1.5	2	3	5	10	20	
Running Test Load(kn)	7.35	14.71	22.06	29.42	44.13	61.29	122.58	245.17	
Force (n)	25	50	70	90	95	140	240	250	
Running Height (m)	2.5								
Min.radius Of Curve(m)	0.8	1	1	1.1	1.3	1.4	2	3.5	
Dimension(mm)	A	275	338	338	349	362	374	408	501
	B	326	440	440	451	464	476	510	604
	B	194	246	260	276	332	377	424	555
	C	187	222	238	262	309	353	396	498
	H	105	125	134	150	171	196	190	233
	S	30.5	38	38	38	40	42	45	58
	D	25	30	32	38	40	50	72	95
	G	32	40	45	52	63	75	110	135
I-Beam Width Range(mm)	F	1.5-3			2-3.5				
	M	A	50-152	64-203	74-203	88-203	100-203	114-203	124-203
Net Weight(kg)	B	50-203	64-305	74-305	88-305	100-305	114-305	124-305	136-305
	A	10.5	14.5	17.5	21.5	31	46	88	165
	B	11	15.5	19	23	33	48	94	174

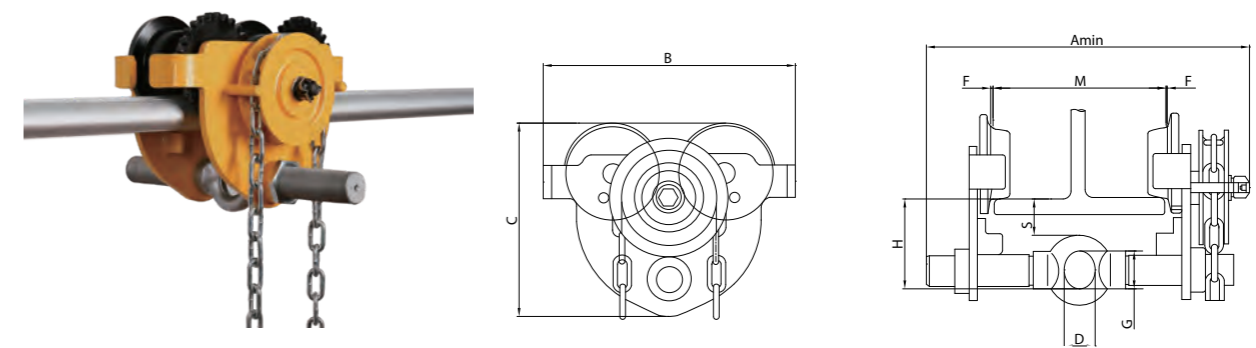
PLAIN TROLLEY DK TYPE



Item No.(I-Beam:normal)	ZHPT-DK-0.5T	ZHPT-DK-1T	ZHPT-DK-1.5T	ZHPT-DK-2T	ZHPT-DK-3T	ZHPT-DK-5T	ZHPT-DK-10T	ZHPT-DK-20T	
Item No.(I-Beam:long)	ZHPT-DK-0.5T-L	ZHPT-DK-1T-L	ZHPT-DK-1.5T-L	ZHPT-DK-2T-L	ZHPT-DK-3T-L	ZHPT-DK-5T-L	ZHPT-DK-10T-L	ZHPT-DK-20T-L	
Capacity(t)	0.5	1	1.5	2	3	5	10	20	
Running Test Load(kn)	7.35	14.71	22.06	29.42	44.13	61.29	122.58	245.17	
Min.radius Of Curve(m)	0.8	1	1	1.1	1.3	1.4	2	3.5	
Dimension(mm)	A	245	311	311	327	343	355	408	501
	B	295	413	413	429	445	457	510	604
	B	194	246	260	276	332	377	424	555
	C	187	222	238	262	309	353	396	498
	H	105	125	134	150	171	196	190	233
	S	30.5	38	38	38	40	42	46	58
	D	25	30	32	38	40	50	72	95
	G	32	40	45	52	63	75	110	135
I-Beam Width Range(mm)	F	1.5-3			2-3.5				
	M	A	50-152	64-203	74-203	88-203	100-203	114-203	124-203
Net Weight(kg)	B	50-203	64-305	74-305	88-305	100-305	114-305	124-305	136-305
	A	6.5	10.5	12.5	17.5	27	41	82	159
	B	7	11.5	14	19	29	43	89	167

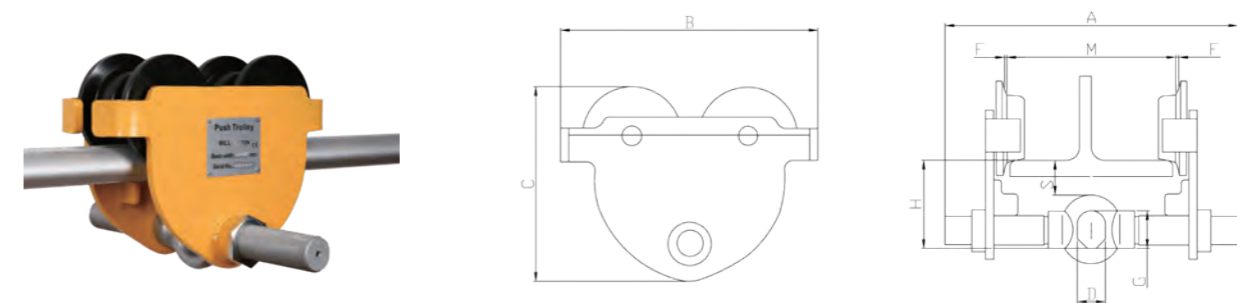
TROLLEY

GEARED TROLLEY P TYPE



Item No.(I-Beam:normal)	ZHGT-P-0.5T	ZHGT-P-1T	ZHGT-P-1.5T	ZHGT-P-2T	ZHGT-P-3T	ZHGT-P-5T	
Item No.(I-Beam:long)	ZHGT-P-0.5T-L	ZHGT-P-1T-L	ZHGT-P-1.5T-L	ZHGT-P-2T-L	ZHGT-P-3T-L	ZHGT-P-5T-L	
Capacity(t)	0.5	1	1.5	2	3	5	
Running Test Load(kn)	7.35	14.71	22.06	29.42	44.13	61.29	
Min.radius Of Curve(m)	0.85	1	1.1	1.1	1.3	1.4	
Dimension(mm)	A	284	302	302	314	328	346
	B	/	388	388	400	415	432
	B	206	252	265	276	335	377
	C	156	190	212	222	258	284
	H	74	90	106	106	121	136
	S	30	38	38	38	40	42
	D	25	30	40	40	46	52
	G	30	36	48	48	58	65
I-Beam Width Range(mm)	F	1.5-3					
	m	Normal	50-220	58-220	66-220	66-220	74-220
Net Weight(kg)	B	/	165-305	165-305	165-305	178-305	178-305
	A	9	13	15	18	27	40.5
	B	/	14	16	19	28.5	42.5

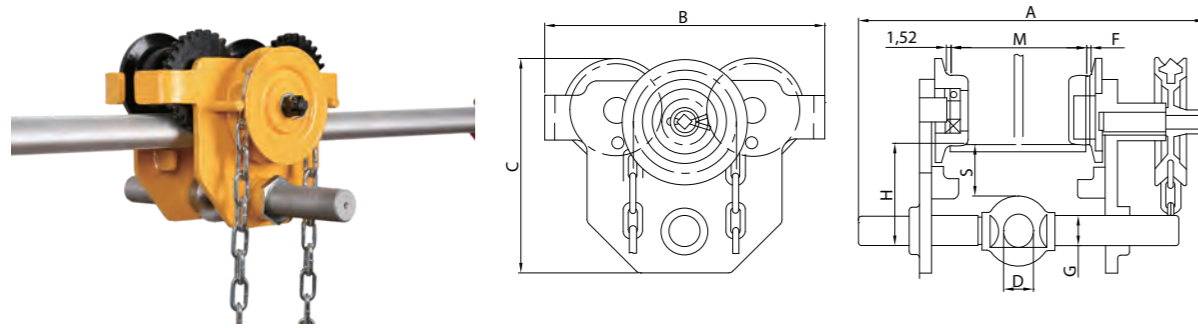
PLAIN TROLLEY P TYPE



Item No.(I-Beam:normal)	ZHPT-P-0.5T	ZHPT-P-1T	ZHPT-P-1.5T	ZHPT-P-2T	ZHPT-P-3T	ZHPT-P-5T	
Item No.(I-Beam:long)	ZHPT-P-0.5T-L	ZHPT-P-1T-L	ZHPT-P-1.5T-L	ZHPT-P-2T-L	ZHPT-P-3T-L	ZHPT-P-5T-L	
Capacity(t)	0.5	1	1.5	2	3	5	
Running Test Load(kn)	7.35	14.71	22.06	29.42	44.13	61.29	
Min.radius Of Curve(m)	0.85	1	1.1	1.1	1.3	1.4	
Dimension(mm)	A	284	302	302	314	328	346
	B	/	388	388	400	415	432
	B	206	252	265	276	335	377
	C	156	190	212	222	258	284
	H	74	90	106	106	121	136
	S	32	38	38	38	40	42
	D	25	30	40	40	46	52
	G	30	36	48	48	58	65
I-Beam Width Range(mm)	F	1.5-3					
	M	Normal	50-220	58-220	66-220	66-220	74-220
Net Weight(kg)	B	/	165-305	165-305	165-305	178-305	178-305
	A	5	9	11	14	23	36.5
	B	/	10	12	15	24.5	38.5

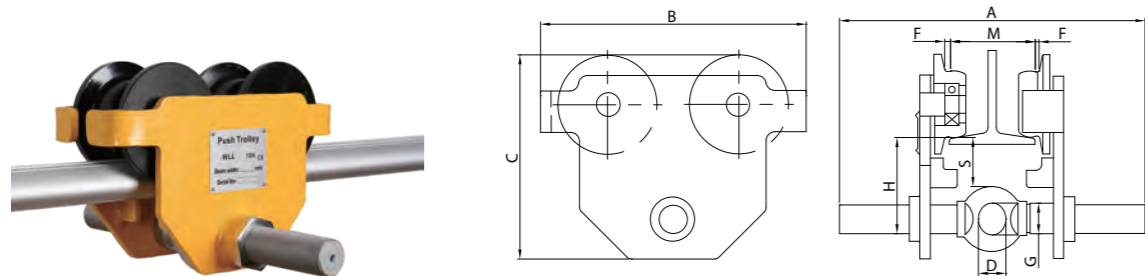
TROLLEY

GEARED TROLLEY S TYPE



Item No.(I-Beam:normal)	ZHGT-S-0.5T	ZHGT-S-1T	ZHGT-S-2T	ZHGT-S-3T	ZHGT-S-5T		
Item No.(I-Beam:long)	ZHGT-S-0.5T-L	ZHGT-S-1T-L	ZHGT-S-2T-L	ZHGT-S-3T-L	ZHGT-S-5T-L		
Capacity(t)	0.5	1	2	3	5		
Running Test Load(kn)	7.35	14.71	29.42	44.13	61.29		
Running Height(m)	3	3	3	3	3		
Chain Pull To Lift Full Load (kn)	45	80	150	120	160		
Min.radius Of Curve(m)	0.9	1	1.2	1.3	1.4		
Dimension(mm)	A	A	292.5	302.5	319.5	354	365
		B	383	393	398	425.5	430.5
	B	225	252	300	360	400	
	C	173	188	226	290	313	
	H	74	90	106	121	136	
	S	32	38	38	40	42	
	D	25	30	40	46	52	
	G	30	36	48	58	65	
I-Beam Width Range(mm)	m	Normal	50-220	50-220	66-220	74-220	90-220
		Long	160-305	160-305	160-305	160-305	160-305
Net Weight(kg)	A	9	13	15	27	40.5	
	B	/	14	16	28.5	42.5	

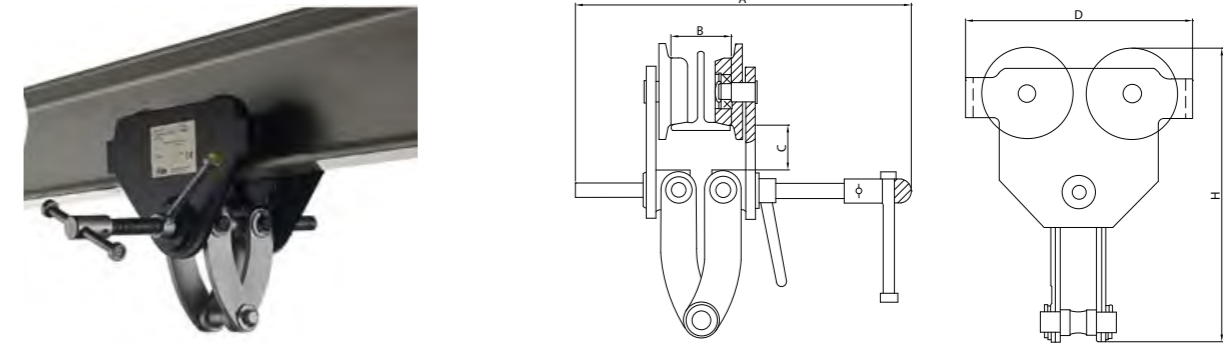
PLAIN TROLLEY S TYPE



Item No.(I-Beam:normal)	ZHPT-S-0.5T	ZHPT-S-1T	ZHPT-S-2T	ZHPT-S-3T	ZHPT-S-5T		
Item No.(I-Beam:long)	ZHPT-S-0.5T-L	ZHPT-S-1T-L	ZHPT-S-2T-L	ZHPT-S-3T-L	ZHPT-S-5T-L		
Capacity(t)	0.5	1	2	3	5		
Running Test Load(kn)	7.35	14.71	29.42	44.13	61.29		
Min.radius Of Curve(m)	0.9	1	1.2	1.3	1.4		
Dimension(mm)	A	A	292	300	310	324	329
		B	377	385	395	409	414
	B	225	252	300	360	492	
	C	176.5	188	226	290	313	
	H	74	90	106	121	136	
	S	32	38	38	40	42	
	D	25	30	40	46	52	
	G	30	36	48	58	65	
I-Beam Width Range(mm)	M	Normal	50-220	50-220	66-220	74-220	90-220
		Long	160-305	160-305	160-305	160-305	160-305
Net Weight(kg)	A	5	9	14	23	36.5	
	B	/	10	15	24.5	38.5	

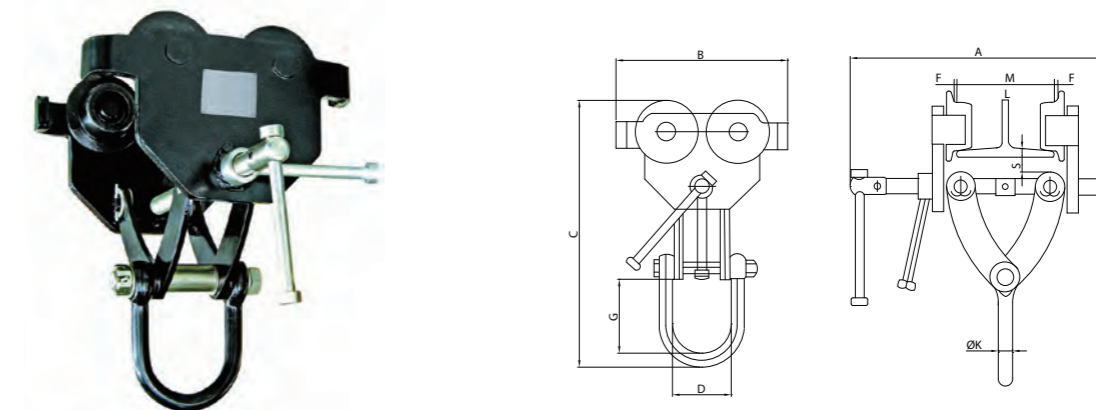
TROLLEY CLAMP

TROLLEY CLAMP T TYPE



Item No.	Capacity	Dimensions(mm)				
		A	Width	C	D	H
ZHTC-T-0.5T	0.5t	340	63-203	25.4	175	263-324
ZHTC-T-1T	1t	340	63-203	25.4	175	263-324
ZHTC-T-2T	2t	340	76-203	25.4	280	339-387
ZHTC-T-3T	3t	345	76-203	26	345	374-438
ZHTC-T-5T	5t	465	100-305	31	395	450-528


TROLLEY CLAMP S TYPE(LARGE RING)



Item No.	ZHTC-S-1T	ZHTC-S-2T	ZHTC-S-3T	ZHTC-S-5T	ZHTC-S-10T		
Capacity (ton)	1	2	3	5	10		
Test Load (kn)	14.71	29.42	44.13	61.29	122.58		
Min.radius Of Curve (m)	1	1.1	1.3	1.4	2		
Dimensions(mm)	A	325	325	342	480	480	
	B	236	280	345	377	450	
	C	Min	310	360	418	458	603
		Max	360	405	460	532	655
	D	74	80	105	129	165	
	G	82	83	101	101	163	
	S	48	42	58	50	52	
	K	16	22	27	34	45	
	F	1.5-3				2-3.5	
	I-Beam Width Range (mm) M	64-203	76-203	82-203	100-305	136-305	

BEAM CLAMP

BEAM CLAMP

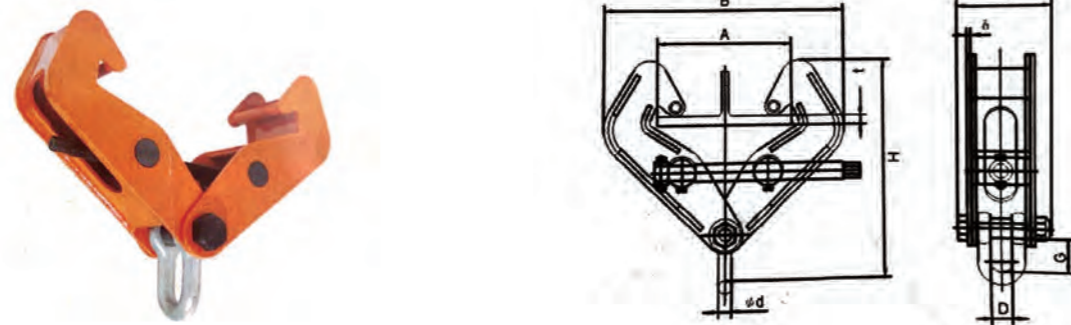


R type

T type

Item No.	Safe Working Load (kg)	Adjustable Beam Width (mm)	A Max (mm)	B		C(mm)	D(mm)	E(mm)	F		G Min (mm)	H (mm)
				Min (mm)	Max (mm)				Min (mm)	Max (mm)		
ZHBC-1T	1000	70-245	270	183	375	66	4	210	165	102	25	20
ZHBC-2T	2000	70-245	270	183	375	74	6	210	165	102	25	20
ZHBC-3T	3000	70-355	365	240	520	103	8	258	225	135	45	22
ZHBC-5T	5000	70-355	365	240	520	111	10	258	225	135	45	28
ZHBC-10T	10000	80-350	365	250	520	120	12	280	230	160	50	38

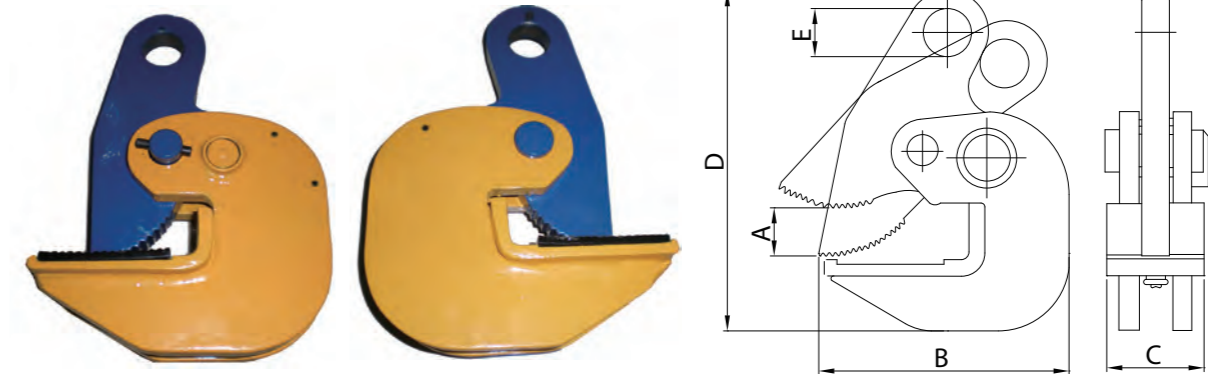
BEAM CLAMP S TYPE



Item No.		ZHBC-S-1T	ZHBC-S-2T	ZHBC-S-3T	ZHBC-S-5T
Capacity	(kg)	1000	2000	3000	5000
I-Baem Width Range	(mm)	75-200	100-250	150-300	150-300
Dimension(mm)	Amax	240	280	330	330
	B	320	360	430	450
	C	80	90	117	127
	H	230	300	360	390
	D	24	31	39	45
	G	45	63	75	96
	φd	14	20	24	30
	t	17	20	25	35
o	4.5	6	10	12	

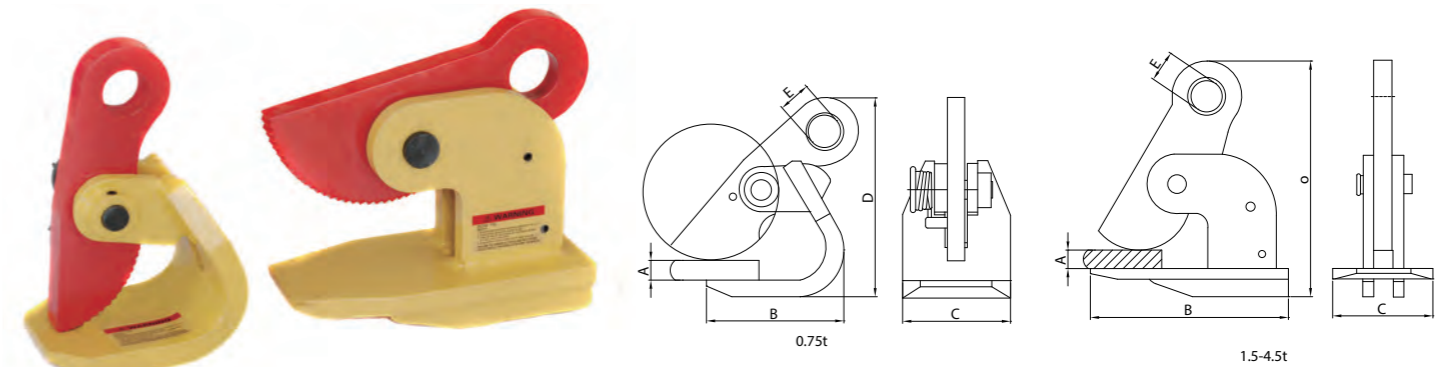
LIFTING CLAMP

LIFTING CLAMP ZHHC-A TYPE



Item No.	Capacity(t)	Test load(kn)	Jaw open(mm)	A(max)	B	C	D(max)	E
				(mm)				
ZHHC-A-0.75T	0.75	11.03	0-25	25	125	50	175	25
ZHHC-A-1T	1	14.71	0-30	30	156	65	200	30
ZHHC-A-1.5T	1.5	22.06	0-30	30	161	65	205	30
ZHHC-A-2.5T	2.5	29.42	0-35	35	201	83	245	35

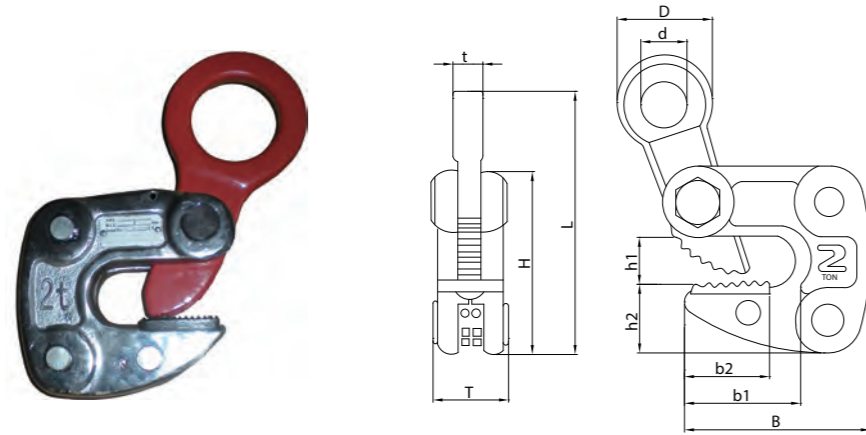
LIFTING CLAMP ZHHC-B TYPE



Item No.		ZHHC-B-0.75T	ZHHC-B-1.5T	ZHHC-B-2.5T	ZHHC-B-4T
Capacity(t)	Single	0.75	1.5	2.5	4
	Double	1.5	3	5	8
Test Load(kn)	Single	11.04	22.07	36.79	58.8
	Double	22.07	44.13	73.58	117.6
Jaw Open (max)	(mm)	50	50	60	100
Dimension(mm)	A(max)	0-50	0-50	0-60	0-100
	B	127	220	260	300
	C	100	110	130	170
	D(max)	218	270	315	400
	E	Φ30	Φ36	Φ40	Φ40

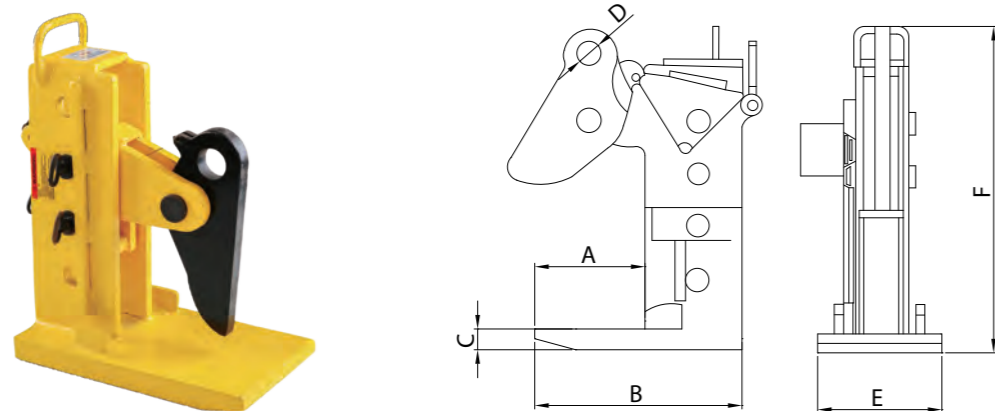
LIFTING CLAMP

LIFTING CLAMP ZHHC-C TYPE



Item No.	WLL (kg)	Opening size	L (mm)	t (mm)	T (mm)	H (mm)	h1 (mm)	h2 (mm)	B (mm)	b1 (mm)	b2 (mm)	D (mm)	d (mm)
ZHHC-C-1T	1000	1-13mm	173	14	32	104	23.5	39.5	105	66	44	72	46
ZHHC-C-2T	2000	3-22mm	233	18	42	130	36	50	137	87	58	96	61
ZHHC-C-3T	3000	12-35mm	261	23	52	177	42	67.5	173.5	107	68	80	35

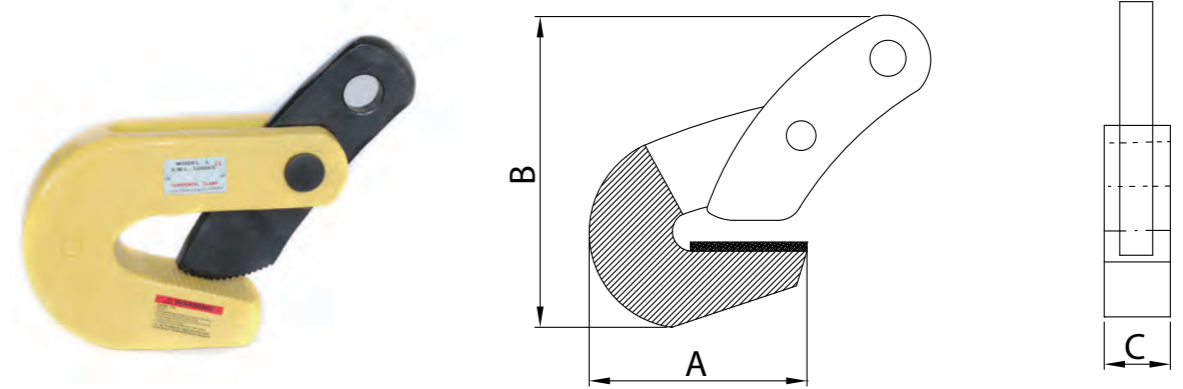
LIFTING CLAMP ZHHC-D TYPE



Item No.		ZHHC-D-1.5T	ZHHC-D-2.5T	ZHHC-D-4T	ZHHC-D-7.5T
WLL/PC	(t)	1.5	2.5	4	7.5
WLL/pair	(t)	3	5	8	15
Plate thickness	(mm)	20-160	40-240	40-240	40-240
Dimension(mm)	A	165	170	180	180
	B	278	290	300	300
	C	25	30	60	75
	D	26	30	40	50
	F	160	160	200	235
		380	450	520	530

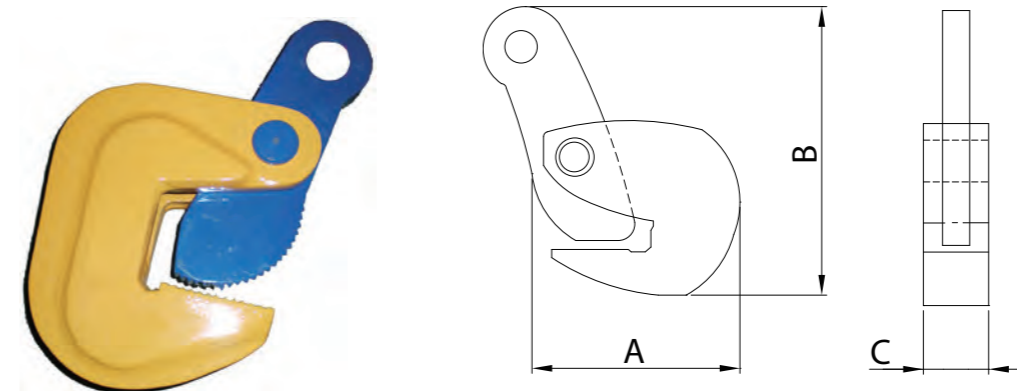
LIFTING CLAMP

LIFTING CLAMP ZHHC-L TYPE



Item No.	Capacity (kg)	Test Load (kg)	Jaw Open (mm)	Size (mm)		
				A	B	C
ZHHC-L-0.75T	750	1500	0-15	95	160	32
ZHHC-L-1.5T	1500	3000	0-25	148	250	48
ZHHC-L-2.5T	2500	5000	25-50	178	310	55
ZHHC-L-3T	3000	6000	0-40	195	310	62
ZHHC-L-5T	5000	10000	50-80	220	310	68

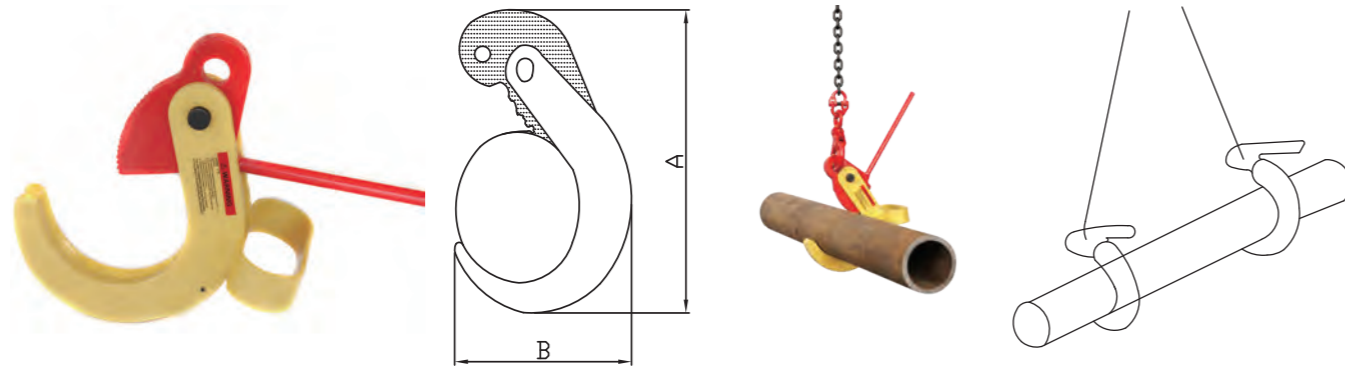
LIFTING CLAMP ZHHC-LA TYPE



Item No.	Capacity (kg)	Test Load (kg)	Jaw Open (mm)	Size (mm)		
				A	B	C
ZHHC-LA-2T	2000	4000	0-50	135	174	60
ZHHC-LA-3T	3000	6000	5-60	162	243	70
ZHHC-LA-4.5T	4500	9000	10-80	190	310	80
ZHHC-LA-6T	6000	12000	10-100	225	370	90

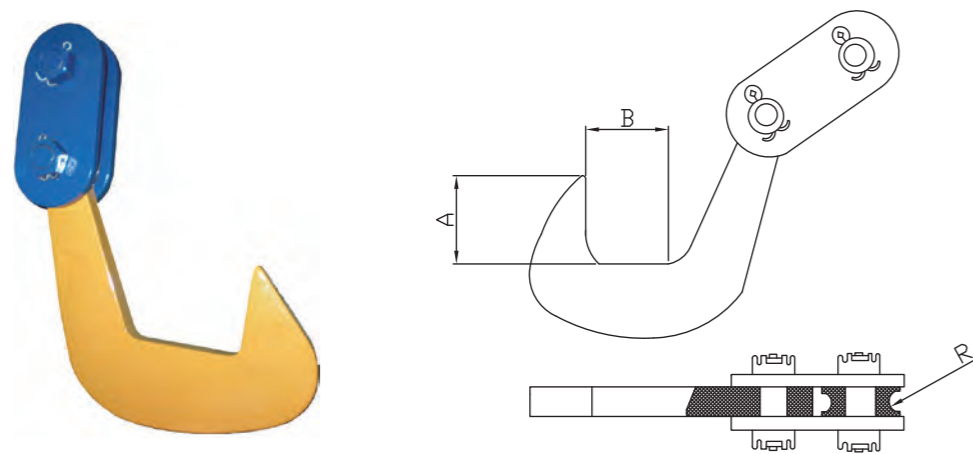
LIFTING CLAMP

LIFTING CLAMP ZHHC-RS TYPE



Item No.	Working Load (kg)	Testing Load (kg)	Opening Size (mm)	Size (mm)	
				A	B
ZHHC-RS-0.4T	400	800	φ80-φ100	230	145
ZHHC-RS-0.5T	500	1000	φ100-φ120	270	208
ZHHC-RS-0.75T	750	1500	φ120-φ140	292	237
ZHHC-RS-1T	1000	2000	φ140-φ160	328	258

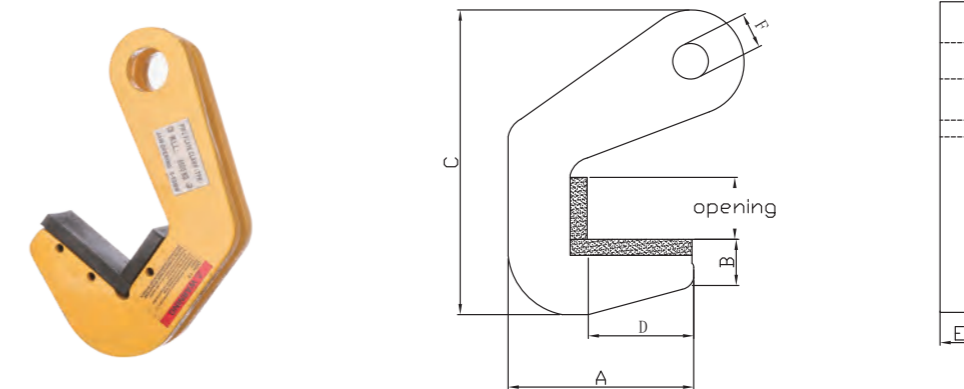
LIFTING CLAMP ZHHC-S TYPE



Item No.	Working Load (kg)	Testing Load (kg)	Opening Size (mm)	Size (mm)		
				A	B	R
ZHHC-S-1T	1000	2000	0-50	48	55	8
ZHHC-S-3T	3000	6000	0-90	100	105	9
ZHHC-S-5T	5000	10000	0-120	110	125	12
ZHHC-S-8T	8000	16000	0-130	120	133	15

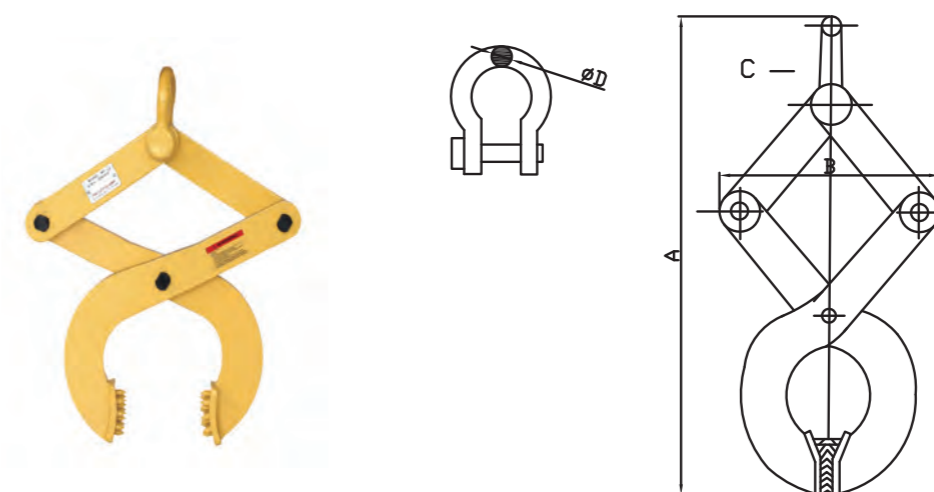
LIFTING CLAMP

LIFTING CLAMP ZHHC-SP TYPE



Item No.	Safe Working Load Per Pair (kg)	Opening Size (mm)	Dimension (mm)					
			A	B	C	D	E	F
ZHHC-SP-1.5T	1500	40	120	32	195	75	38	26
ZHHC-SP-3T	3000	40	120	32	195	75	38	26
ZHHC-SP-4T	4000	50	120	32	205	75	42	26
ZHHC-SP-6T	6000	50	120	32	205	75	42	26
ZHHC-SP-8T	8000	70	120	32	205	75	45	26

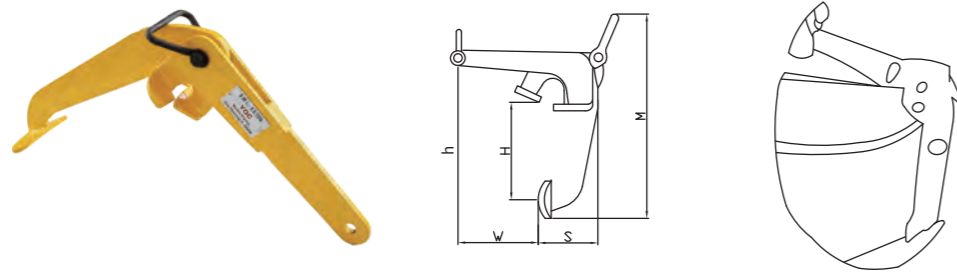
PALLET CLAMP



Item No.	Capacity (t)	Beam Width (mm)	A (mm)		B (mm)		C (mm)	D (mm)
			(max)	(min)	(max)	(min)		
ZHPC-1T	1	30-100	412	260	310	258	72	16
ZHPC-1.5T	1.5	30-180	520	310	335	245	86	20
ZHPC-2T	2	30-200	552	340	390	310	86	20
ZHPC-2.5T	2.5	30-135	485	236	336	275	95	22.5

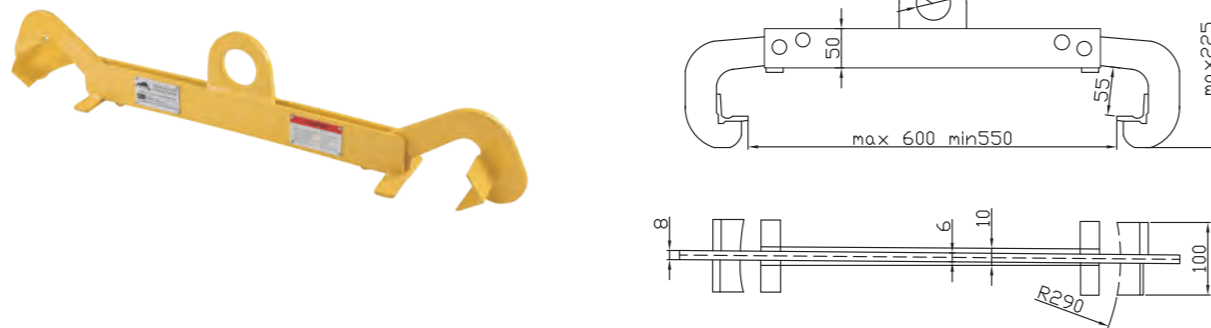
BARREL CLAMP

BARREL CLAMP CLP TYPE



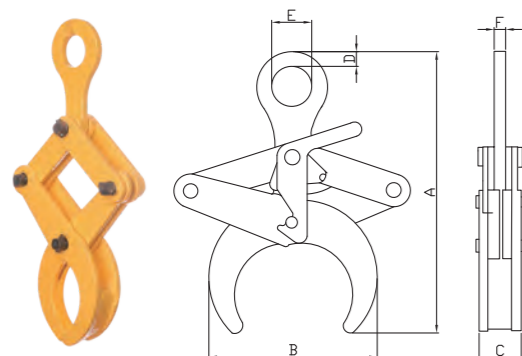
Item No.		ZHBC-CLP-0.6T
Working Load	(kg)	600
Open Size	(mm)	0-30
Dimensions(mm)	H	350
	h	420
	M	570
	S	105
	W	260

BARREL CLAMP CLR TYPE



Item No.		ZHBC-CLR-0.5T
Working Load	(kg)	500
Opening Size	(mm)	550-600

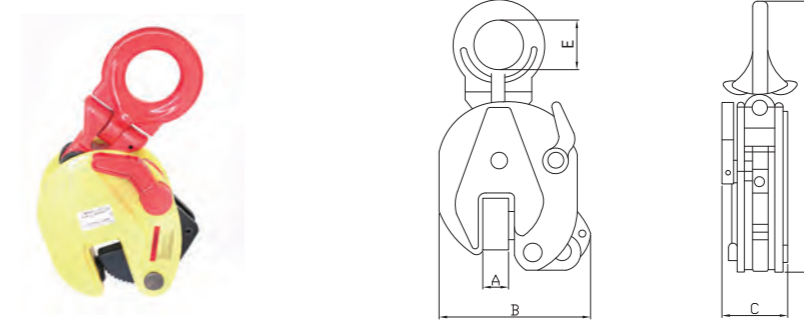
STEEL PIPE CLAMP



Item No.		ZHSC-1T	ZHSC-2T	ZHSC-3T	ZHSC-5T
Capacity	(t)	1	2	3	5
Jaw Opening	(mm)	50-100	80-130	120-220	200-320
Dimension(mm)	A	375	515	665	985
	B(max)	155	255	355	530
	C	54	72	100	148
	D	20	22	25	35
	E	50	54	60	80
	F	14	16	18	25

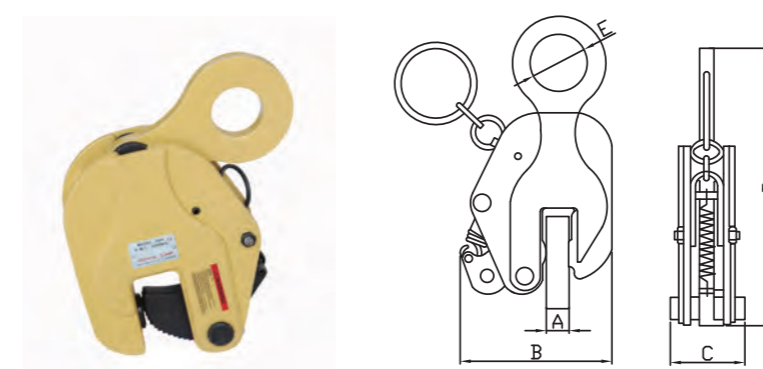
LIFTING CLAMP

VERTICAL LIFTING CLAMP DSQ TYPE



Item No.	Capacity	Open Size	Test Load	A	B	C	D	E
	(kg)	(mm)	(kg)	(mm)	(mm)	(mm)	(mm)	(mm)
ZHVC-DSQ-0.5T	500	0-15	1000	> 15	103	36	212	30
ZHVC-DSQ-1T	1000	0-20	2000	> 20	138	50	294	48
ZHVC-DSQ-2T	2000	0-25	4000	> 25	164	52	370	68
ZHVC-DSQ-3T	3000	0-30	6000	> 30	193	78	418	74
ZHVC-DSQ-5T	5000	0-52	10000	> 50	240	88	450	80
ZHVC-DSQ-8T	8000	40-80	16000	> 80	345	100	568	80
ZHVC-DSQ-12T	12000	50-90	24000	> 90	430	107	635	90
ZHVC-DSQ-16T	16000	60-100	32000	> 100	455	107	650	100


VERTICAL LIFTING CLAMP DSQH TYPE



Item No.	Capacity	Open Size	Test Load	A	B	C	D	E
	(kg)	(mm)	(kg)	(mm)	(mm)	(mm)	(mm)	(mm)
ZHVC-DSQH-0.5T	500	0-16	1000	> 22	120	55	270	40
ZHVC-DSQH-1T	1000	0-20	2000	> 22	140	60	320	50
ZHVC-DSQH-2T	2000	0-25	4000	> 30	150	60	320	50
ZHVC-DSQH-3T	3000	0-30	6000	> 40	180	70	340	40
ZHVC-DSQH-5T	5000	0-50	10000	> 50	225	85	450	60
ZHVC-DSQH-8T	8000	0-60	16000	> 60	290	100	550	70

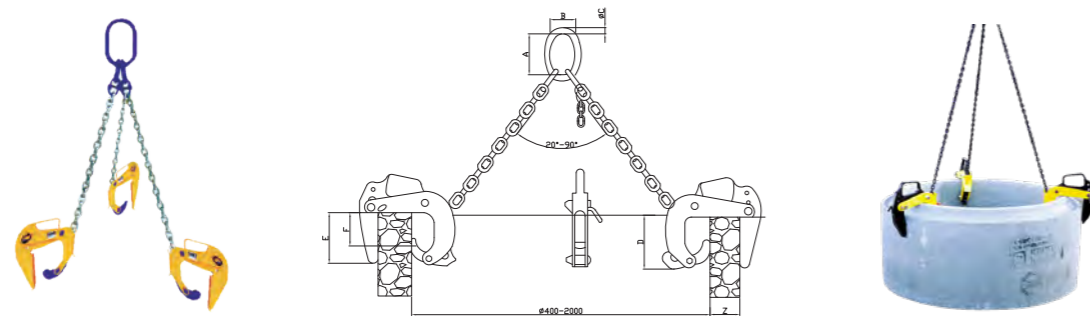
LIFTING CLAMP

DRUM LIFTER CLS TYPE



Item No.	Capacity	Chain Size	Length Of Lift Chain
ZHDL-CLS-1T	1 ton(Double chain)/0.5 ton(Single chain)	6X18mm	500mm

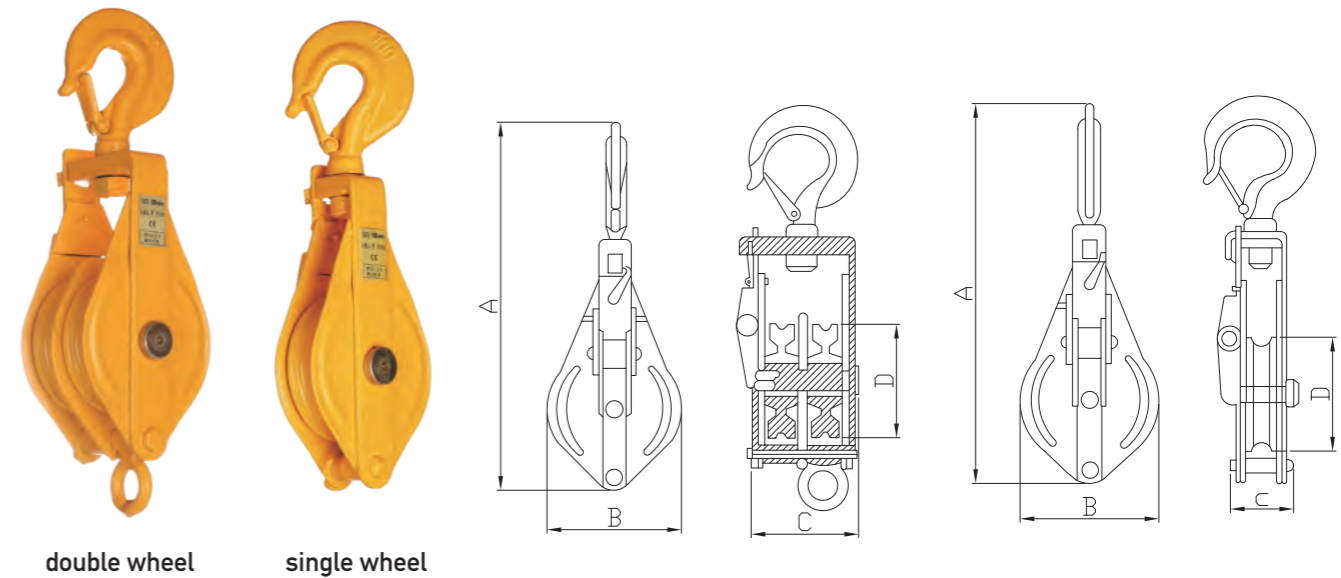
CONCRETE PIPE LIFTING GEAR ASSEMBLY



Item No.	Capacity (t)	Jaw Opening Z (mm)	Mouth Depth E (mm)	Pressure Line F (mm)	Chain Dia. (mm)	A (mm)	B (mm)	ΦC (mm)	D (mm)
ZHCC-1T	1	40-120	245	100	8x24x1 fall	135	75	18	170
ZHCC-2T	2(2pcs/set)	40-120	245	100	8x24x2 fall	135	75	18	170
ZHCC-3T	3(3pcs/set)	40-120	245	100	8x24x3 fall	135	75	18	170

SNATCH BLOCK

DY TYPE SNATCH BLOCK



DOUBLE SHEAVE

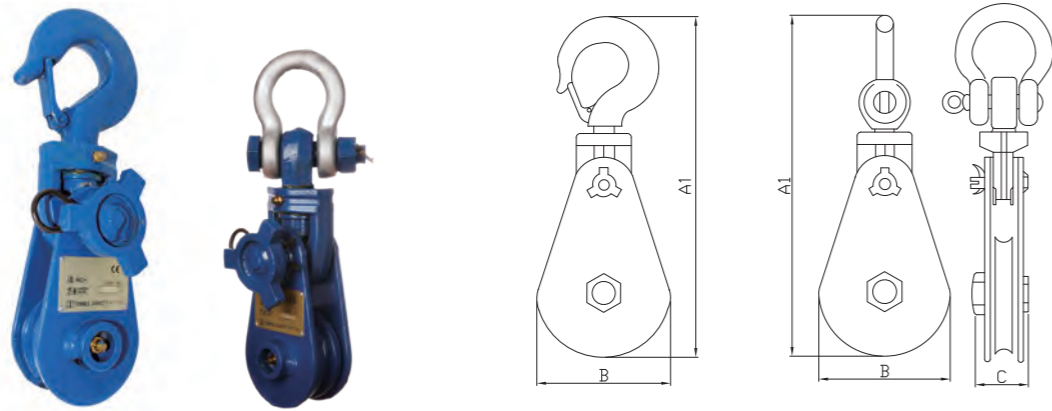
Item No.		Capacity (kg)	Sheave Dia. (mm)	Suitable Wire Dia. (mm)	Net Weight (kg)	Dimension (mm)			
HOOK TYPE	RING TYPE					HOOK TYPE	RING TYPE	B	C
ZHDY-0.5T-D	ZHDY-0.5T-D2	500	75	8	2.8	268	227	87	77
ZHDY-1T-D	ZHDY-1T-D2	1000	100	10	4.3	311.5	284.5	112	88
ZHDY-1.5T-D	ZHDY-1.5T-D2	1500	125	13	7.8	370	344	140	100
ZHDY-2T-D	ZHDY-2T-D2	2000	150	16	12.2	442.5	417	168	146
ZHDY-3T-D	ZHDY-3T-D2	3000	180	19	18.5	498	478	204	157
ZHDY-4T-D	ZHDY-4T-D2	4000	200	22	31	590.5	556	226	188
ZHDY-5T-D	ZHDY-5T-D2	5000	250	25	49.8	706.5	651	276	220
ZHDY-6T-D	ZHDY-6T-D2	6000	300	26	72	795	775	330	238
ZHDY-10T-D	ZHDY-10T-D2	10000	350	28	102	934	898	395	260

SINGLE SHEAVE

Item No.		Capacity (kg)	Sheave Dia. (mm)	Suitable Wire Dia. (mm)	Net Weight (kg)	Dimension (mm)			
HOOK TYPE	RING TYPE					HOOK TYPE(A1)	RING TYPE(A2)	B	C
ZHDY-0.5T	ZHDY-0.5T-A	500	75	8	1.5	268	227	87	50
ZHDY-1T	ZHDY-1T-A	1000	100	10	2.6	311.5	284.5	112	55.5
ZHDY-1.5T	ZHDY-1.5T-A	1500	125	13	4.8	370	344	140	63.5
ZHDY-2T	ZHDY-2T-A	2000	150	16	7.4	442.5	417	168	101
ZHDY-3T	ZHDY-3T-A	3000	180	19	11.9	498	478	204	107
ZHDY-4T	ZHDY-4T-A	4000	200	22	20.4	590.5	556	226	128
ZHDY-5T	ZHDY-5T-A	5000	250	25	33	590.5	651	276	147
ZHDY-6T	ZHDY-6T-A	6000	300	26	48	795	775	330	162
ZHDY-10T	ZHDY-10T-A	10000	350	28	66	934	898	395	178

SNATCH BLOCK

YS YH TYPE HEAVY DUTY STEEL BLOCK



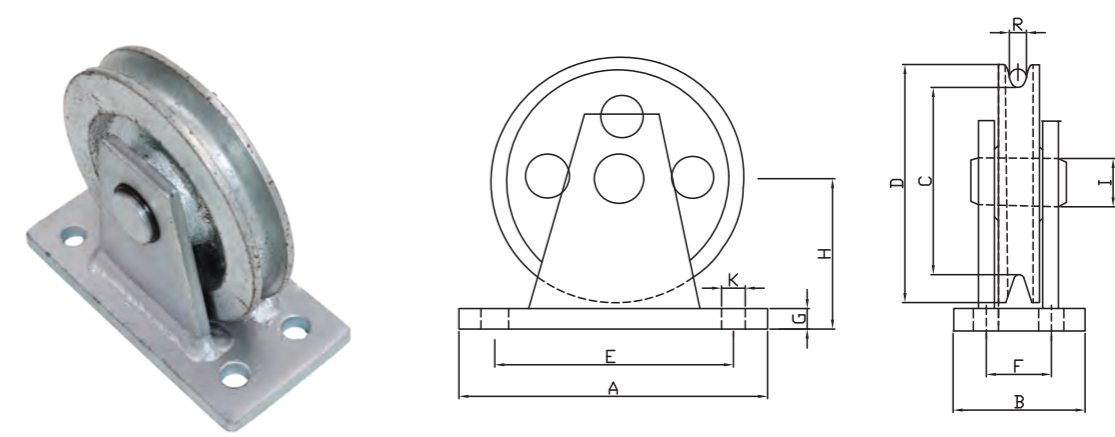
HOOK YH TYPE HEAVY DUTY STEEL BLOCK

Item No.	Capacity (kg)	Sheave Dia. (mm)	Suitable Wire Dia. (mm)	Net Weight (kg)	Dimension (mm)		
					A1	B	C
ZHYH-2T	2000	75	7--9	4	292	82	70
ZHYH-4T-1	4000	115	10--12	6.1	358	120	70
ZHYH-4T-2	4000	150	16--18	13.8	412	160	70
ZHYH-8T-1	8000	150	20--22	14.4	498	160	93
ZHYH-8T-2	8000	200	20--22	16	549	210	98
ZHYH-15T-1	15000	200	22--24	24	672	230	102
ZHYH-10T	10000	250	24--26	37.5	695	260	115
ZHYH-12T-1	12000	250	24--26	42	701	260	115
ZHYH-12T-2	12000	300	24--26	56	797	310	133
ZHYH-15T-2	15000	300	26--28	65	797	310	133
ZHYH-22T-1	22000	355	28--32	90	960	365	140
ZHYH-22T-2	22000	400	28--32	108	1027	415	140
ZHYH-30T-1	30000	400	32--35	135	1085	415	155
ZHYH-30T-2	30000	500	32--35	210	1177	514	162

SHACKLE YS TYPE HEAVY DUTY STEEL BLOCK

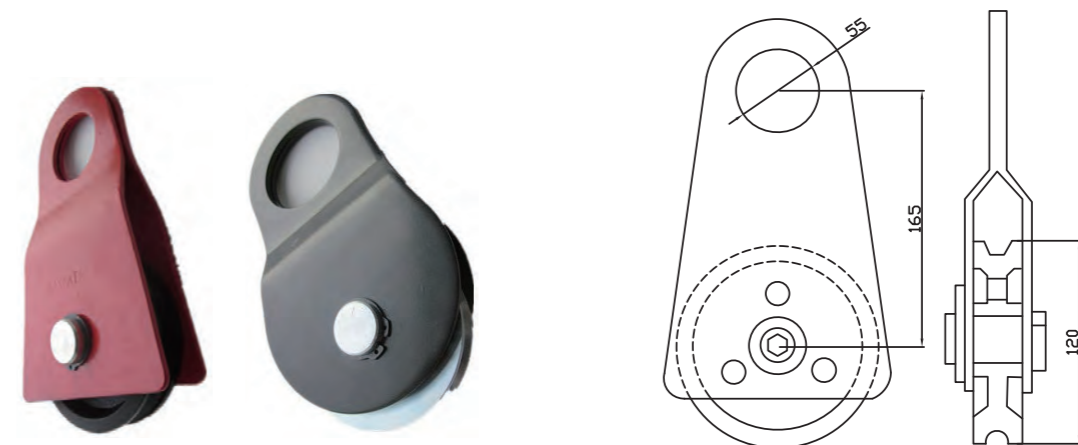
Item No.	Capacity (kg)	Sheave Dia. (mm)	Suitable Wire Dia. (mm)	Net Weight (kg)	Dimension (mm)		
					A1	B	C
ZHYS-2T	2000	75	7--9	4	286	82	70
ZHYS-4T-1	4000	115	10--12	6.1	345	120	70
ZHYS-4T-2	4000	150	16--18	13.8	399	160	70
ZHYS-8T-1	8000	150	20--22	14.4	475	160	93
ZHYS-8T-2	8000	200	20--22	16	528	210	93
ZHYS-15T-1	15000	200	22--24	24	663	210	102
ZHYS-10T	10000	250	24--26	37.5	679	260	115
ZHYS-12T-1	12000	250	24--26	42	679	260	115
ZHYS-12T-2	12000	300	24--26	56	767	310	133
ZHYS-15T-2	15000	300	26--28	65	884	310	133

PULLEY BLOCK



Item No.	WLL (kg)	Weight (kg)	Dimensions(mm)									
			A	B	C	D	E	F	G	H	K	R
PB-0.5T	500	1.5	120	60	78	100	90	30	8	60	10	7
PB-1T	1000	2.4	140	60	98	125	110	35	10	77	12	8
PB-2T	2000	4.5	180	80	118	150	140	40	12	92	14	10
PB-3T	3000	8.2	230	100	160	200	180	50	15	120	18	12
PB-5T	5000	18.0	320	120	225	275	260	60	20	165	23	15


OFF-ROAD BLOCK



Item No.	Size	Code	S.W.L	Dia. Of Rope	Qty/Case	N.W./G.W.	Carton Size
	(IN)		(t)	(mm)	(pcs)	(kg)	(cm)
OB-1T	2-3/4	AP001	1	6	20	20/21	34x27x9
OB-2T	4	AP004	2	8	10	15/16	34x22x12
OB-3T	5	AP005	3	8	6	21/22	27x27x15

CRANE SCALE

GRCS SERIES



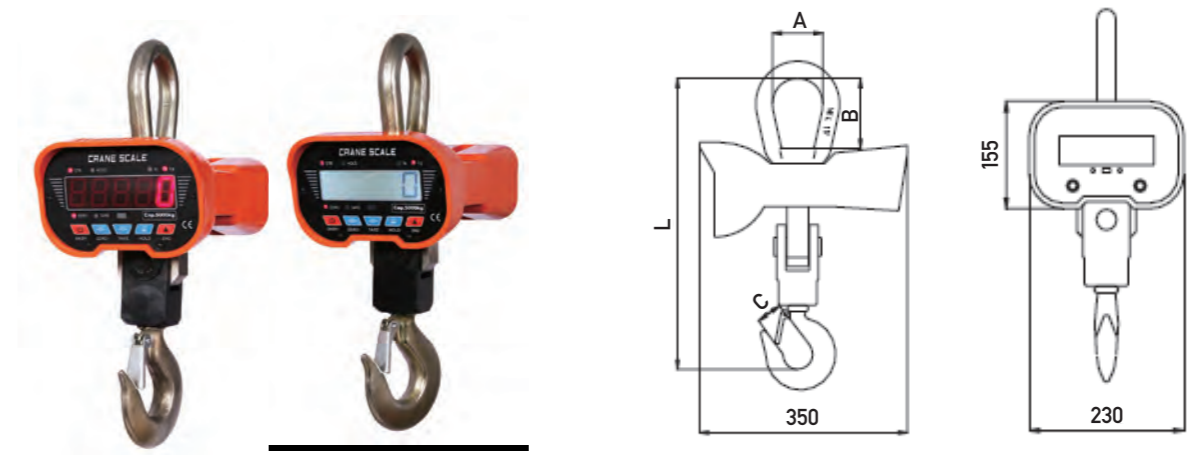
Item No.	Max Capacity	Min. Capacity	Division	N.W.	Package	A(mm)	B(mm)	C(mm)	L(mm)
GRCS-1	1000kg	10kg	0.5kg	12kg	carton	58	83	30	420
GRCS-2	2000kg	20kg	1kg	13kg	carton	58	83	30	420
GRCS-3	3000kg	20kg	1kg	15kg	carton	73	107	33	480
GRCS-5	5000kg	40kg	2kg	24kg	carton	92	135	45	585
GRCS-10	10000kg	100kg	5kg	43kg	wooden case	94	147	60	770
GRCS-15	15000kg	100kg	5kg	61kg	wooden case	128	178	75	860
GRCS-20	20000kg	200kg	10kg	64kg	wooden case	135	250	75	950

SPECIFICATION

Display	GRCS-1: 38mm LED; GRCS-2: 30mm LCD backlight
Face-Board	GRCS-1: 5 keys keypad; GRCS-2: 5 keys ABS keypad
Hook	American standard eye hook
Shackle	American standard bow shackles
Battery	6V/10Ah rechargeable battery
Remote Controller	infrared remote controller
Enclosure	aluminum die-casting case
Function	zero, tare in/out, hold/ low voltage alarm, battery supervision, overload alarm, digital calibration
	tare set, total/delete/clear total, view total, resolution switch, auto off set, power-saving mode
	display luminance set, display speed set, anti-motion set, gravity acceleration set
Accuracy Class	equivalent to OIML III
Tare Range	100% F.S.(FULL SCALE)
Zero Range	4% F.S.
Safe Overload	120% F.S.
Ultimate Overload	400% F.S.
Overload Alarm	100% F.S.+9e
Battery Life	more than 100h
Temperature Range	-10°C ~40°C

CRANE SCALE

GRDS SERIES



Item No.	Max Capacity	Min. Capacity	Division	N.W.	Package	A(mm)	B(mm)	C(mm)	D(mm)
GRDS-1	1000kg	10kg	0.5kg	12kg	carton	70	100	35	395
GRDS-2	2000kg	20kg	1kg	12kg	carton	70	100	35	395
GRDS-3	3000kg	20kg	1kg	12kg	carton	70	100	35	395
GRDS-5	5000kg	40kg	2kg	17kg	carton	85	115	40	490

SPECIFICATION

Display	GRDS-1: 38mm LED; GRDS-2: 30mm LCD backlight
Face-Board	GRDS-1: 5 keys keypad; GRDS-2: 5 keys ABS keypad
Hook	American standard eye hook
Shackle	American standard bow shackles
Battery	6V/10Ah rechargeable battery
Remote Controller	infrared remote controller
Enclosure	aluminum die-casting case
Function	zero, tare in/out, hold/ low voltage alarm, battery supervision, overload alarm, digital calibration
	tare set, total/delete/clear total, view total, resolution switch, auto off set, power-saving mode
	display luminance set, display speed set, anti-motion set, gravity acceleration set
Accuracy Class	equivalent to OIML III
Tare Range	100% F.S.(FULL SCALE)
Zero Range	4% F.S.
Safe Overload	120% F.S.
Ultimate Overload	400% F.S.
Overload Alarm	100% F.S.+9e
Battery Life	more than 100h
Temperature Range	-10°C ~40°C

CRANE SCALE

GRFS WIRELESS SERIES



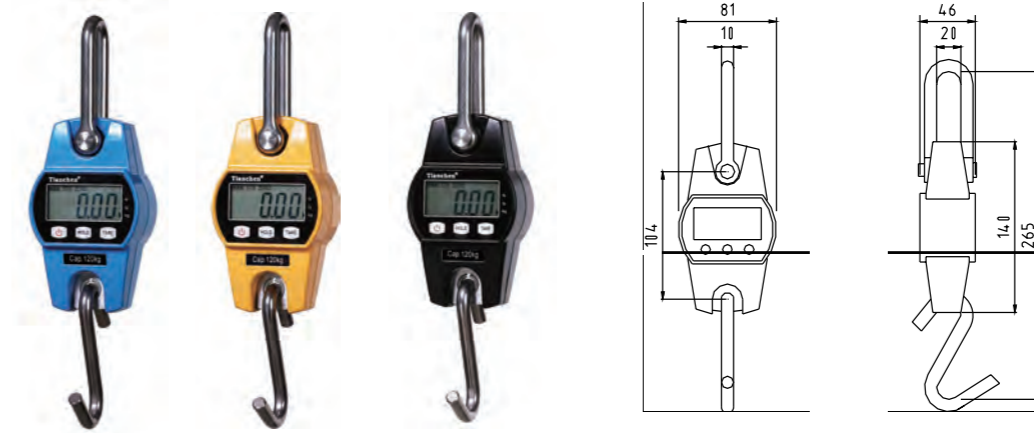
Item No.	Max Capacity	Min. Capacity	Division	N.W.	Package	Amm	Bmm	Cmm	Dmm
GRFS-1	1000kg	10kg	0.5kg	22kg	Wooden Case	70	100	35	420
GRFS-2	2000kg	20kg	1kg	22kg	Wooden Case	70	100	35	420
GRFS-3	3000kg	20kg	1kg	22kg	Wooden Case	70	100	35	420
GRFS-5	5000kg	40kg	2kg	26kg	Wooden Case	85	115	40	480

SPECIFICATION

Enclosure	whole-steel case
Hook	American standard rotatable hook(1t-5t)
	American standard eye hook(10t-50t)
	American standard fixed shackle(1t-5t)
Shackle	American standard bow shackle(10t-50t)
Battery	6V/4 Ah for scale, 6V/3.2Ah for indicator rechargeable battery *2
Display	indicator LCD backlight display
Function	zero, tare in/out, hold/ low voltage alarm, battery supervision, overload alarm, digital calibration
	tare set, total/delete/clear total, view total, resolution switch, auto off set, power-saving mode
	display luminance set, display speed set, anti-motion set, gravity acceleration set
Accuracy Class	equivalent to OIML III
Tare Range	100% F.S.(FULL SCALE)
Zero Range	4% F.S.
Safe Overload	120% F.S.
Ultimate Overload	400% F.S.
Overload Alarm	100% F.S.+9e
Battery Life	more than 100h
Temperature Range	-10°C ~40°C

CRANE SCALE

GRLS SERIES



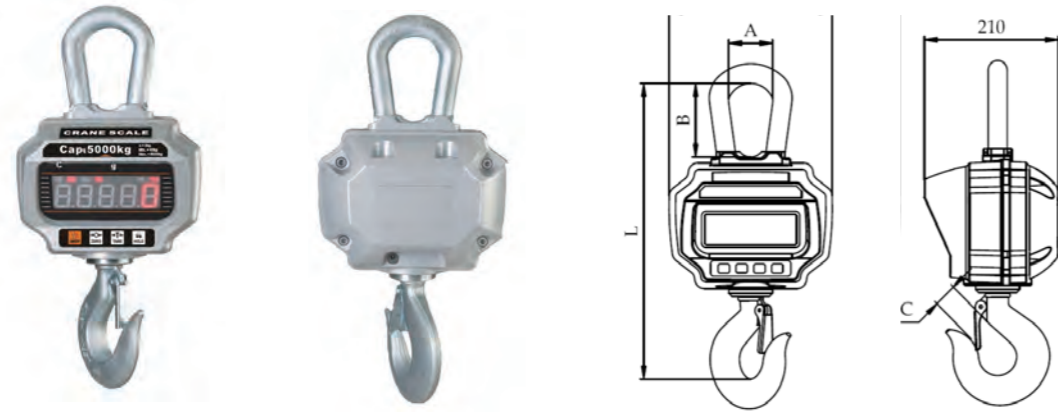
Item No.	Max Capacity	Min. Capacity	Division	N.W.	Package
GRLS-003	30kg	0.2kg	0.01kg	0.65kg	carton
GRLS-005	50kg	0.4kg	0.02kg	0.65kg	carton
GRLS-01	100kg	1kg	0.05kg	0.65kg	carton
GRLS-015	150kg	1kg	0.05kg	0.65kg	carton
GRLS-02	200kg	2kg	0.1kg	0.65kg	carton
GRLS-03	300kg	2kg	0.1kg	0.65kg	carton

SPECIFICATION

Display	20mm LCD backlight
Face-Board	3 keypad
Hook	stainless steel hook
Shackle	stainless steel shackle
Battery	AA battery
Remote Controller	none
Enclosure	Aluminum die-casting case
Function	zero, tare in/out, hold, auto power off,
	battery supervision, overload alarm, unit switch
Accuracy Class	equivalent to OIML III
Tare Range	100% F.S.(FULL SCALE)
Zero Range	4% F.S.
Safe Overload	120% F.S.
Ultimate Overload	400% F.S.
Overload Alarm	100% F.S.+9e
Battery Life	more than 100h
Temperature Range	-10°C ~40°C

CRANE SCALE

GRTS SERIES



Item No.	Max Capacity	Min. Capacity	Division	N.W.	Package	A(mm)	B(mm)	C(mm)	L(mm)
GRTS-1	1000kg	10kg	0.5kg	11kg	carton	68	112	40	420
GRTS-2	2000kg	20kg	1kg	11kg	carton	68	112	40	420
GRTS-3	3000kg	20kg	1kg	11kg	carton	68	112	40	420
GRTS-5	5000kg	40kg	2kg	12.5kg	carton	68	112	45	450

SPECIFICATION

Display	LED Display
Enclosure	die-castig Aluminumn case
Battery	6V/4Ah rechargeable battery
Remote Controller	infrared remote controller
Function	ZERO/TARE/HOLD
	Battery supervision/overload alarm/unit switch
Accuracy Class	GB/T 11883-2002 III equivalent to OIML R76
Tare Range	100% F.S.(FULL SCALE)
Zero Range	4% F.S.
Overload Alarm	100% F.S.+9e
Battery Life	more than 60h
Temperature Range	-10°C ~40°C

CRANE SCALE

GRXS SERIES



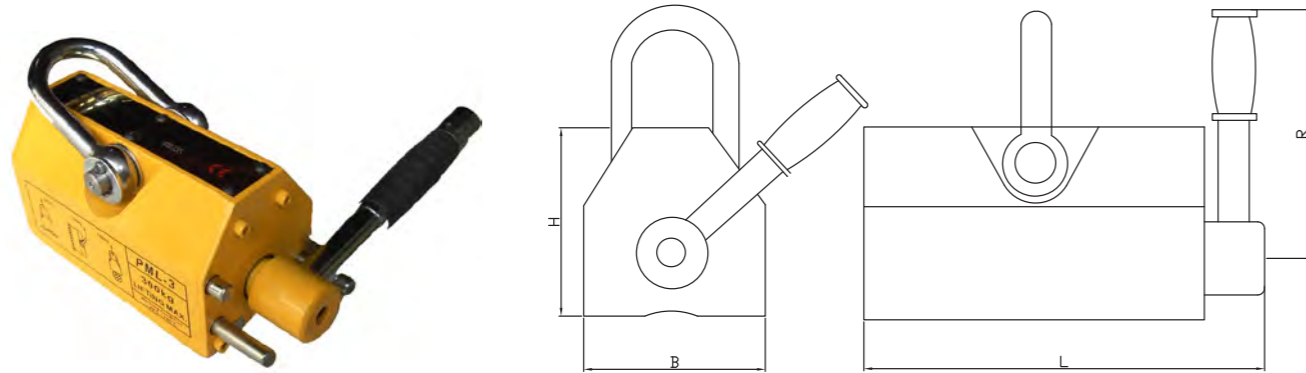
Item No.	Max Capacity	Min. Capacity	Division	N.W.	Package
GRXS-1	1000kg	10kg	0.5kg	14kg	carton
GRXS-2	2000kg	20kg	1kg	14kg	carton
GRXS-3	3000kg	20kg	1kg	14kg	carton
GRXS-5	5000kg	40kg	2kg	14.5kg	carton

SPECIFICATION

Display	LED module display
Hook	American standard eye hook
Shackle	Fixed shackle
Enclosure	die-castig Aluminumn case
Battery	6V/4Ah rechargeable battery
Remote Controller	infrared remote controller
Function	ZERO/TARE/HOLD
	Battery supervision/overload alarm/unit switch
Accuracy Class	GB/T 11883-2002
Tare Range	100% F.S.(FULL SCALE)
Zero Range	4% F.S.
Safe Overload	120% F.S.
Ultimate Overload	400% F.S.
Overload Alarm	100% F.S.+9e
Battery Life	more than 80h
Temperature Range	-10°C ~40°C

PERMANENT MAGNETIC LIFTER

PERMANENT MAGNETIC LIFTER



SAFETY FACTOR 3.5 TIMES

Item No.	Rated Lifting Capacity	Dimensions mm				Max Breaking Force (n)
	(kg)	Length	Width	Height	Handle	
ZHML-0.1T	100	92	62	67	126	350
ZHML-0.3T	300	162	92	91	150	1050
ZHML-0.6T	600	232	122	117	196	2100
ZHML-1T	1000	258	176	163	284	3500
ZHML-2T	2000	378	234	212	426	7000
ZHML-3T	3000	458	286	264	521	10500
ZHML-6T	6000	600	430	355	180	19200

SAFETY FACTOR 3 TIMES

Item No.	Rated Lifting Capacity	Dimensions mm				Max Breaking Force (n)
	(kg)	L	B	H	R	
ZHML-0.1T	100	92	62	67	126	300
ZHML-0.3T	300	162	92	91	150	900
ZHML-0.6T	600	232	122	117	196	1800
ZHML-1T	1000	258	176	163	284	3000
ZHML-2T	2000	378	234	212	426	6000
ZHML-3T	3000	458	286	264	521	9000
ZHML-5T	5000	582	290	265	627	15000
ZHML-6T	6000	600	430	355	180	18000

PALLET TRUCK

AC MODEL PALLET TRUCK



- Special fork length are available 800,900,950,1000,1100,1500,2000,2500,3000mm for different capacity from 1000kg to 3500kg.
- Excellent hydraulic lift unit.
- Strong, torsion-resistant steel construction.
- Load-in/lead-out rollers under the fork tips enable pallets to be entered any kind of pallet.
- No routine maintenance at all is needed on the hydraulics unit and bearings.
- Important seals made in germany, which prolong the working time of hydraulic unit.
- With options for nylon, rubber wheel and PU wheels.
- Parking brake can be chosen as a special option.

Item No.	ZHPT-AC-2T	ZHPT-AC-2.5T	ZHPT-AC-3T	ZHPT-ACE-2T	ZHPT-ACL-2T	ZHPT-ACL-1.5T	ZHPT-ACL-1T
Capacity (kg)	2000	2500	3000	2000	2000	1500	1000
Min.Fork Height (mm)	85	75	85	75	85	75	75/85
Max.Fork Height (mm)	200	190	200	190	200	190	190/200
Steering Wheel (mm)	Φ200x50	Φ180x50	Φ200x50	Φ180x50	Φ200x50	Φ180x50	Φ180x50/Φ200x50
Load Roller Single (mm)	Φ80x93	Φ74x93	Φ80x93	Φ74x93	Φ80x93	Φ74x93	Φ74x93/Φ80x93
Load Roller Tandem(mm)	Φ80x70	Φ74x70	Φ80x70	Φ74x70	Φ80x70	Φ74x70	Φ74x70/Φ80x70
Size Of Fork (mm)	160 x 50		160 x 60		160 x 50		160 x 60
Width Overall Forks (mm)	450/520/540/685				838		540/685
Fork Length (mm)	800/900/1000/1100/1150/1220			1100/1150/1220		1500/1800/2000/2500/3000	

HAND STACKER

SQ HYDRAULIC HAND STACKER



Item No.		SQ11	SQ13	SQ15
Load Capacity	(kg)	400	400	400
Load Center	(mm)	450	450	450
Wheel Base	(mm)	789	789	789
Operating Type		Pedestrian	Pedestrian	Pedestrian
Wheel Type		PU/Nylon	PU/Nylon	PU/Nylon
Wheel Quality				
Steering Rear Wheel/Bearing Wheel		2/2	2/2	2/2
Bearing Wheel Size	(mm)	Φ75×42	Φ75×42	Φ75×42
Steering Rear Wheel Size	(mm)	Φ150×38	Φ150×38	Φ150×38
Min.fork Lowered Height	(mm)	90	90	90
Max.fork Lifting Height	(mm)	1100	1300	1500
Overall Fork Width	(mm)	550	550	550
Inside Width Between Forks	(mm)	310	310	310
Fork Length	(mm)	615	615	615
Fork Width	(mm)	120	120	120
Fork Thickness	(mm)	60	60	60
Overall Length	(mm)	1000	1000	1000
Overall Width	(mm)	610	610	610
Overall Height	(mm)	1370	1570	1770
Front Suspension Distance	(mm)	30	30	30
Min.turning Radius	(mm)	1022	1022	1022
Pump Pressure Frequency At Max.height(Laden)	(times)	≤ 35	≤ 42	≤ 48
Lowering Speed, Laden/Unladen		foot control	foot control	foot control
Service Weight	(kg)	94	100	105

TJS HYDRAULIC HAND LIFTING TABLE



Item No.		TJS35
Capacity	(kg)	350
Min.table Height	(mm)	360
Max.table Height	(mm)	1300
Table Size	(mm)	910×510×50
Caster Wheel	(mm)	Φ125×50
Handle Height	(mm)	980
Pump Pressure Frequency At Max.height	(time)	≤ 74
Net Weight	(kg)	100

HAND STACKER


HAND HYDRAULIC TABLE TRUCK



- **Features:**
- Ergonomically designed lifter/transporter features handy hydraulic foot pump to elevate formed-edge platform, reducing strain and fatigue, used for lifting, transporting, positioning, assembling, stacking and unstacking. Easy-to-operate brake keeps unit stationary while loading and unloading, while the lowering valve provides precise lowering.

Item No.	ZHTT-0.15T	ZHTT-0.3T	ZHTT-0.5T	ZHTT-0.75T	ZHTT-1T
Capacity (kg)	150	300	500	750	1000
Min.Table Height (mm)	220	285/340	285/340	420	380
Max.Table Height (mm)	720	880	880	990	990
The Dimension Of Table (mm)	700 x 450 x 36	815x500/850x500	815x500/850x500	1000 x 510 x 55	1016 x 510 x 55
Size Of Caster Wheel (mm)	Φ100 x 25	Φ125 x 40	Φ125 x 40	Φ147 x 50	Φ127 x 50
Foot Pedal Cycles To Max.height	≤ 28	≤ 27	≤ 27	≤ 45	≤ 82
Net Weight (kg)	46	77	81	125	140
Height Of Handle From The Ground (mm)	950	990	990	990	980

MACHINE TROLLEY(HEAVY DUTY)



Item No.		Capacity(ton)	Wheel Size	No.of Rollers	Dimensions Of	Length Of Handle	Overall Size(mm)	N.W.(kg)
					Tumplate(mm)	Adjusting Length Of Lever(mm)		
X4+Y4	X4	8	Φ80*70	4	150	1020	230×230×110	28
	Y4				130×130	300-1000	170×130×110	
X8+Y8	X8	16	Φ80*70	8	160	1300	530×420×110	72
	Y8				200×160	400-1300	200×200×110	
X12+Y12	X12	24	Φ80*70	12	180	1300	750×540×110	100
	Y12				220×180	400-1300	280×200×110	
X16+Y16	X16	32	Φ80*70	16	200	1470	900×560×110	124
	Y16				240×180	400-1500	340×205×110	
X18+Y18	X18	36	Φ80*70	18	200	1470	760×620×110	138
	Y18				280×200	400-1500	300×280×110	
X24+Y24	X24	48	Φ110*85	12	220	1760	882×684×162	240
	Y24				330×200	600-2000	230×330×162	
X32+Y32	X32	64	Φ110*85	16	250	1760	1103×690×169	310
	Y32				420×200	800-2000	230×420×169	

JACKS

FLOOR JACK



Item No.	Capacity	Min.H	Max.H	N.W.
	(ton)	(mm)	(mm)	(kg)
ZHFJ-A-2T	2	135	342	9.2
ZHFJ-B-2T	2	135	356	10.5
ZHFJ-C-2T	2	140	382	12
ZHFJ-D-2T	2	135	356	10.5
ZHFJ-F-1.5T	1.5	127	343	8
ZHFJ-F-3T	3	150	530	19
ZHFJ-F-2.25T	2.25	145	520	34.5
ZHFJ-F-3T	3	145	500	38

BOTTLE JACK EUROPE STANDARD



Item No.	Capacity	Min H.	Lifting H.	Adjusting H.	N.W.	Q'ty/Ctn	Meas	20'FCL
	(ton)	(mm)	(mm)	(mm)	(kg)			
ZHBJ-E-2T	2	181	116	48	2.7	6	32x23x21	6510
ZHBJ-E-3T	3	194	118	60	3.5	6	33.5x25x23	5022
ZHBJ-E-5T	5	216	127	70	4.6	4	26x25x25	3824
ZHBJ-E-8T	8	230	147	80	6	4	28x26x26	2932
ZHBJ-E-10T	10	230	150	80	6.6	4	29x28x26	2668
ZHBJ-E-12T	12	235	154	80	7.8	2	32x16x26.5	2256
ZHBJ-E-15T	15	230	150	80	9.1	2	32x17x26	1934
ZHBJ-E-20T	20	242	150	60	11.5	2	34x18x27	1530
ZHBJ-E-32T	32	285	180	/	18	2	38x20x31	970
ZHBJ-E-50T	50	285	180	/	33	1	25x22x33	530

ZHBJ-A AMERICAN STANDARD BOTTLE JACK



Item No.	Capacity	Min H.	Lifting H.	Adjusting H.	N.W.	Q'ty/Ctn	Meas.	20'FCL
	(ton)	(mm)	(mm)	(mm)	(kg)			
ZHBJ-A-2T	2	181	116	48	2.7	10	52x25.5x21	6150
ZHBJ-A-4T	4	194	118	60	3.3	8	46x26.5x22.5	5000
ZHBJ-A-6T	6	216	127	60	4.5	6	37x27.5x25	3600
ZHBJ-A-8T	8T	230	147	60	6	4	29.5x27.5x26.5	2750
ZHBJ-A-10T	10T	230	150	60	6.6	4	29.5x28.5x26.5	2500
ZHBJ-A-12T	12T	230	155	60	7.8	2	29.5x17.5x26.5	2120
ZHBJ-A-16T	16T	230	150	60	8.6	2	31.5x17.5x26.5	1920
ZHBJ-A-20T	20T	242	150	60	11	2	34.5x19.5x27	1500
ZHBJ-A-32T	32T	285	180	/	14.6	2	37.5x19x31	920
ZHBJ-A-50T	50T	285	180	/	33	1	24x22x32	480


JACKS

MECHANICAL JACK



Item No.		ZHMJ-1.5T	ZHMJ-3T	ZHMJ-5T	ZHMJ-10T	ZHMJ-16T	ZHMJ-20T
Rated Capacity	t	1.5	3	5	10	16	20
Test Capacity	kn	22	44.1	73.5	147	196	245
Lifting Height	mm	350	350	300	300	300	400
Chain Shake To Lift Full Load	N	280	350	400	580	640	640
The Minimum Top Height	Top bracket (mm)	725	725	725	800	800	950
	Bottom bracket (mm)	70	75	75	85	95	110
Main Dimensions (mm)	A	147	168	190	250	275	275
	B	293	304	330	472	492	505
	B1	193	204	232	254	282	295
	H	600-900	735-1090	730-1075	800-1190	800-1120	860-1180
	h	60-360	70-425	80-425	100-490	95-415	100-420
	L	113	130	130	239	250	250
	W	100	130	140	140	150	150
P	110	138	170	170	180	180	
N.W.	kg	14.5	20	27	43	68	93

FARM JACK



Item No.	Size	Min.H.	Max.H.	N.W.	Meas.
	(inch)	(mm)	(mm)	(kg)	(cm)
ZHFJ-20	20"	153	680	12	54x24.5x14
ZHFJ-33	33"	153	700	13	89x24.5x14
ZHFJ-48	48"	154	1070	14	123.5x24.5x14
ZHFJ-60	60"	155	1350	14.5	151.5x24.5x14

TOE JACK



Item No.	Capacity	Lifting of Foot	Lifting of Head	Lowest of Foot/Head
	(t)	(mm)	(mm)	(mm)
ZHTJ-5T	5	230	575	25/368
ZHTJ-10T	10	260	650	30/420
ZHTJ-25T	25	275	720	58/500

JACKS

JACK STAND



FOLDABLE JACK STAND

Item No.	Capacity (t)	Min.H (mm)	Max.H (mm)	N.W. (kg)
ZHJS-F-2T-2	2	280	355	1.5
ZHJS-F-3T-2	3	300	430	2
ZHJS-F-6T-2	6	390	590	3.6

JACK STAND



Item No.	Capacity (t)	Min.H (mm)	Max.H (mm)	N.W. (kg)
ZHJS-2T-1	2	260	390	5.2
ZHJS-3T-1	3	300	425	7
ZHJS-6T-1	6	405	610	13

SCISSORS JACK



Item No.	Min.H	Max.H	N.W.	Meas.
ZHSJ-0.75T	90	315	2	37x10x10
ZHSJ-1T	90	350	2.4	42x10x9.5
ZHSJ-1.5T	105	380	3.2	44x12.5x10
ZHSJ-2T	105	385	3.3	45x10.5x9.5

HYDRAULIC CYLINDERS SERIES

HYDRAULIC CYLINDERS SERIES



- Light weight. easy to carry.
- Baked enamel finish for increased corrosion resistance.
- All raw material are specially heat-treated and processed by imported CNC lathes.
- Imported high quality seals to provide better protection to the cylinder, making the cylinder not easy to wear out.

Item No.	Capacity (t)	Stroke (mm)	Oil Capacity (cc)	Closed Height (mm)	GW. (kg)
HC0101	10	50	72	97	2.5
HC0102	10	100	145	147	4.5
HC0103	10	150	217	226	5.8
HC0104	20	50	141	105	5
HC0105	20	100	282	165	7.5
HC0106	20	150	423	230	9.8
HC0107	30	50	210	108	5.5
HC0108	30	100	418	167	9
HC0109	30	150	627	233	11.7
HC0110	50	50	318	113	9
HC0111	50	100	635	173	13
HC0112	50	150	953	243	18
HC0113	100	50	623	136	19
HC0114	100	100	1246	232	34
HC0115	100	150	1869	282	40.5
HC0116	200	50	1280	182	55
HC0117	200	100	2543	232	67
HC0118	200	150	3810	282	82
HC0119	250	50	1820	248	105
HC0120	250	150	5443	348	142
HC0121	250	300	10886	498	196
HC0122	300	50	2260	267	126
HC0123	300	150	6783	367	165
HC0124	300	300	13565	517	224
HC0125	400	50	2861	315	195
HC0126	400	150	8585	415	245
HC0127	400	300	17168	565	318
HC0128	500	50	3653	345	283
HC0129	500	150	10959	445	349
HC0130	500	300	21908	595	451
HC0131	600	50	4276	371	354
HC0132	600	150	12829	471	431
HC0133	600	300	25646	621	546
HC0134	800	50	5790	424	560
HC0135	800	150	17910	524	665
HC0136	800	300	35820	674	825
HC0137	1000	50	7258	477	799
HC0138	1000	150	21772	577	937
HC0139	1000	300	43544	727	1145

HYDRAULIC CYLINDERS SERIES

HOLLOW PLUNGER HYDRAULIC CYLINDERS SERIES



- Hollow plunger design allows for both push and pull forces.
- Single acting. Spring return.
- Baked enamel finish for increased corrosion resistance.
- Collar threads enables easy fixture.

Item No.	Capacity	Cylinder Height	Stroke	Extending Height	Outer Diameter	Central Hole Diameter	Weight
	(t)	(mm)	(mm)	(mm)	(mm)	(mm)	(kg)
HC0201	12	56	8	63	83	19.6	1.5
		121	41	162	83	19.6	2.8
		184	76	260	83	19	4.4
HC0202	20	162	51	213	102	26.9	7.7
		306	155	461	102	26.9	14.1
HC0203	30	179	63	242	114	33.3	10.9
		330	156	486	114	33.3	21.8
HC0204	60	248	76	324	159	53.8	28.1
		324	152	476	159	53.8	35.4
HC0205	100	254	76	330	219	79	59.9

LOW HEIGHT PAD JACKS



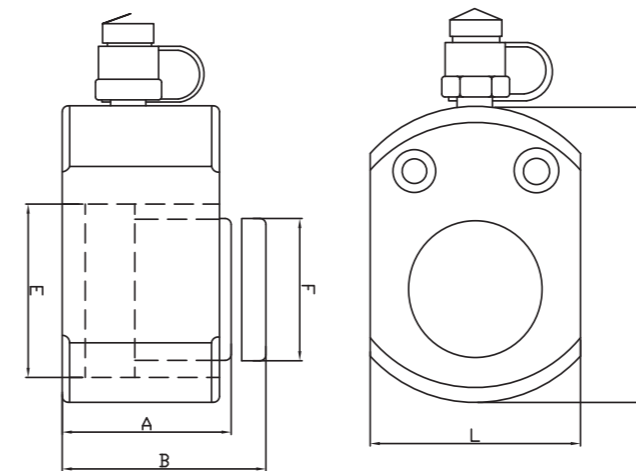
Item No.	Ton (t)	Stroke (mm)	Oil capacity (cm ³)	Closed Height A (mm)	Extended Height B (mm)	Outside Dia (mm) D*L	Inside Dia E (mm)	Piston Dia F (mm)	G.W (kg)
HC0301	10	10	16	48	58	83X60	45	38	1.6
HC0302	20	11	34	56	67	99X76	60	50	2.7
HC0303	30	13	55	62	75	123X98	75	64	4.8
HC0304	50	16	101	72	88	148X120	95	70	7.8
HC0305	100	16	200	91	107	188X160	135	100	16.8
HC0306	150	16	342	100	118	215X190	165	115	27
HC0307	200	20	567	110	130	255X244	190	135	42

HYDRAULIC CYLINDERS SERIES

MULTI-STAGE HYDRAULIC CYLINDERS



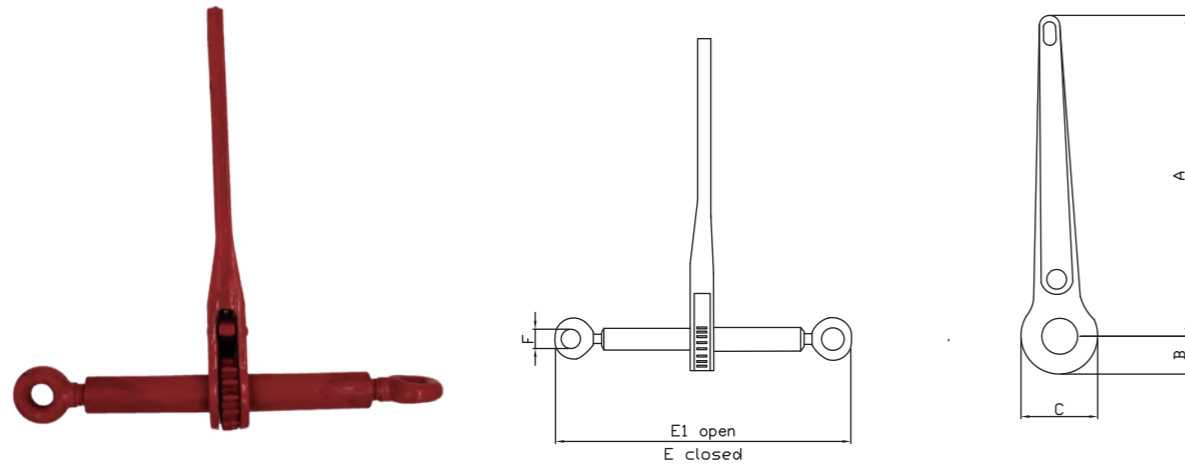
- A light weight low profile design for use in confined spaces.
- Baked enamel finish for increased corrosion resistance.
- Plunger wiper reduces contamination, extending cylinder life.
- It is easy to carry .There are two holes on the surface of the oil vat for stability.



Item No.		HC0401	HC0402	HC0403	HC0404	HC0405
Capacity	(t)	10	20	30	50	100
Stroke	(mm)	26	28	56	69	72
Oil Capacity	(cc)	24	46	112	151	329
Closed Height	(mm)	48	56	62	71	88
G.W.	(kg)	1.4	2.5	4.1	6.4	14.5
Volume	(mm)	150X65X50	165X85X60	185X100X65	210X120X750	250X170X100

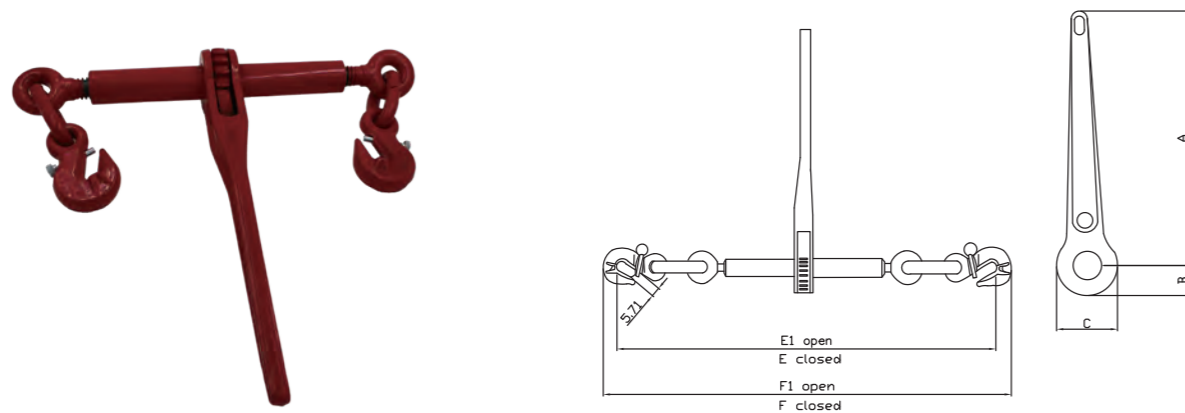
LOAD BINDER

RATCHET TYPE LOAD BINDER WITHOUT LINK & HOOK



Item No.	Min-Max Chain Size	W.L.L.	Proof Load	Min. Ultimate Strength	Weight/Each	Handle Length	Dimensions (in)						
	in	lbs	lbs	lbs	lbs	in	A	B	C	E	E1	F	
LBW-01	3/8	5400	10800	19000	7.8	13.92	13.92	1.3	2.6	13.7	21.7	0.79	
LBW-02	1/2	9200	18400	33000	7.8	13.92	13.92	1.3	2.6	13.7	21.7	1.02	
LBW-03	5/8	13000	26000	46000	8.5	13.92	13.92	1.3	2.6	14.17	22.17	1.02	

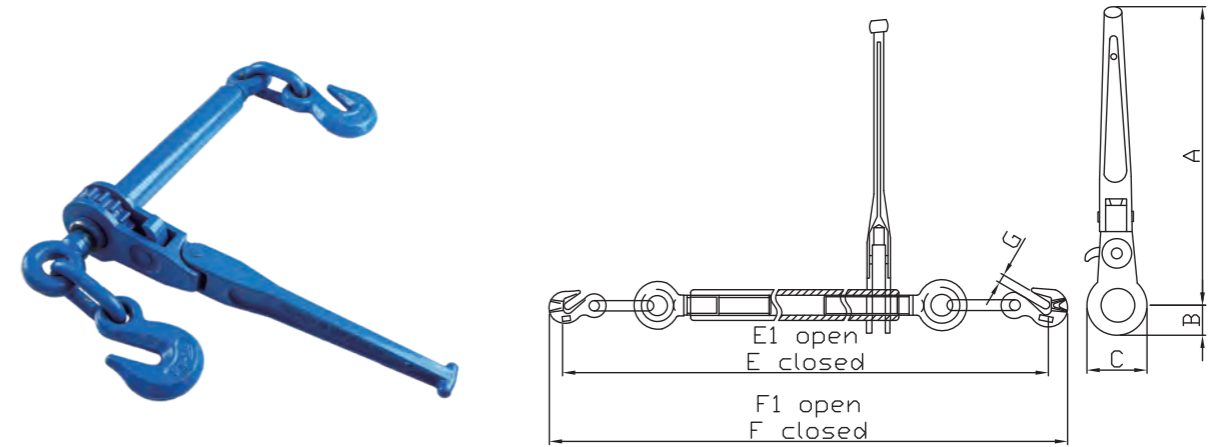
RATCHET TYPE LOAD BINDER WITH GRAB HOOK AND PINS EN12195-3 STANDARD



Item No.	Min-Max Chain Size	Working Load Limit	Proof Load	Min. Ultimate Strength	Weight/Each	Handle Length	Dimensions mm							
	mm	kg	kg	kg	kg	mm	A	B	C	E	E1	F	F1	G
LBR-01	6	1000	2000	3500	1.6	182	182	23	45	442	560	488	606	9
LBR-02	8	2500	5000	8600	4.77	341	354	33	66	605	808	665	868	12
LBR-03	10	4000	8000	15000	5.55	354	354	33	66	606	809	685	888	16
LBR-04	13	6000	12000	20000	6.54	354	354	33	66	659	862	752	879	18
LBR-05	16	9000	18000	32000	10.5	354	354	33	66	735	895	783	941	20

LOAD BINDER

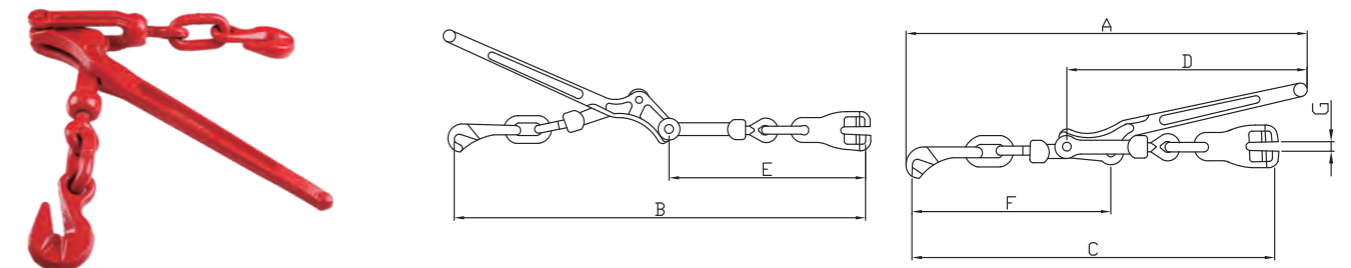
FOLDED TYPE LOAD BINDER



- 3 Position Pawl Offers Ratchet Extension.
- Ratchet Take-Up or "Free Spin".
- Folding Handle for Safety.
- Binder can be locked to Chain to Deter Tampering.

Item No.	Min-Max Chain Size	Working Load Limit	Proof Load	Min. Ultimate Strength	Weight/Each	Handle Length	Dimensions (in)							
	(in)	(lbs)	(lbs)	(lbs)	(lbs)	(in)	A	B	C	E	E1	F	F1	G
LBF-01	1/4-5/16	2200	4400	7800	3.52	7.16	7.16	0.89	1.77	17.40	22.40	19.20	23.84	0.35
LBF-02	5/16-3/8	5400	10800	19000	10.50	13.92	13.92	1.30	2.60	23.78	31.78	26.14	34.14	0.47
LBF-03	3/8-1/2	9200	18400	33000	12.20	13.92	13.92	1.30	2.60	23.82	31.82	26.93	34.93	0.63
LBF-04	1/2-5/8	13000	26000	46000	14.38	13.92	13.92	1.30	2.60	25.90	33.90	29.60	34.57	0.72

LEVER TYPE LOAD BINDER WITH GRAB HOOK



Item No.	Min-Max Chain Size	Working Load Limit	Proof Load	Min. Ultimate Strength	Weight/Each	Handle Length	Dimensions (in)						
	(in)	(lbs)	(lbs)	(lbs)	(lbs)	(in)	A	B	C	D	E	F	G
LBL-01	1/4-5/16	2200	4400	7800	3.52	11.42	18.5	17.3	14.17	11.42	8.27	8.07	0.35
LBL-02	5/16-3/8	5400	10800	19000	8.37	15.43	25.2	23.2	19.49	15.55	11.22	11.22	0.51
LBL-03	3/8-1/2	9200	18400	30000	12.11	17.24	28.5	26.38	22.05	17.64	12.99	12.2	0.59
LBL-04	1/2-5/8	11000	22000	44000	19.7	21	33.86	30.12	25.78	20.87	14.37	14.37	0.74

LOAD BINDER&WIRE BUCKLE

G80 LOAD BINDER ASSEMBLY




Item No.	Chain Size And Length	W.L.L. (kgs)
LBAS-01	6mmx3.5m	1200
LBAS-02	8mm x 3.5m	2000
LBAS-03	10mm x 3.5m	3200
LBAS-04	13mm x 3.5m	5300
LBAS-05	16mmx3.5m	8000

WIRE BUCKLE



Item No.	Width	Diameter	Type
WB13	13mm	3.3mm	Galvanized or phosphatized
WB16	16mm	3.5mm	
WB19	19mm	4mm	
WB25	25mm	5mm	
WB25-1	25mm	6mm	
WB32	32mm	7mm	
WB38	38mm	7mm	
WB50	50mm	8mm	

STEEL TUBE CARGO BAR,LENGTH ADJUSTABLE



Item No.	STCB
L(mm)	2350-2720
φ(mm)	38/42

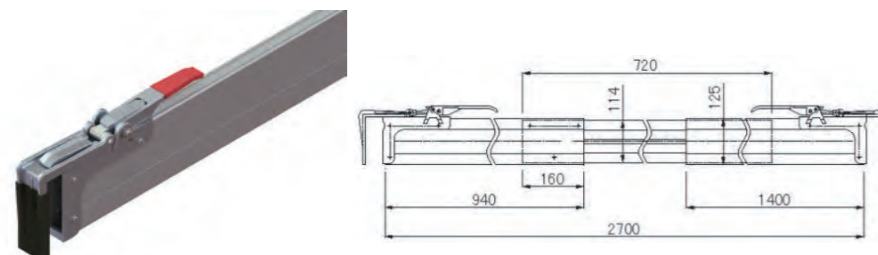
WIRE BUCKLE, CORD STRAP

POLYESTER CORD STRAP



Item No.	Width	System Pull	Linear Tension	Mtr/Coil
CS13	13mm	470kg	300kg	1100m
CS16	16mm	660kg	425kg	850m
CS16-1	16mm	678kg	550kg	600m
CS19	19mm	756kg	475kg	600m
CS19-1	19mm	645kg	380kg	700m
CS19-2	19mm	950kg	625kg	500m
CS25	25mm	1327kg	785kg	500m
CS25-1	25mm	1460kg	925kg	450m
CS32	32mm	2300kg	1500kg	250m
CS32-1	32mm	2300kg	1500kg	300m
CS32-2	32mm	2300kg	1500kg	230m

ALUMINIUM CARGO PLANK,LENGTH ADJUSTABLE



Item No.	ACP
L(mm)	2400-2700
B(mm)	125
C(mm)	30

STRAPPING TENSIONER MACHINE



Item No.	Belt Width	Belt Thickness	Dimension(mm)	Weight
STM19	6mm-19mm	0.4mm-1.0mm	265×65×150mm	1.2kg
STM32	25mm-32mm	0.6mm-1.2mm	300×85×165mm	1.9kg
STM50	50mm	0.6mm-1.5mm	310×105×167mm	2.2kg

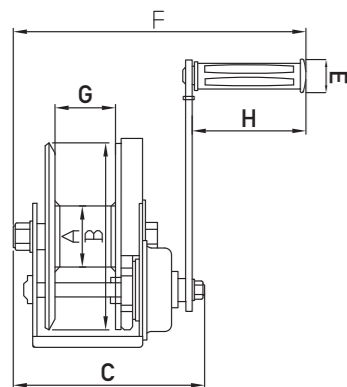
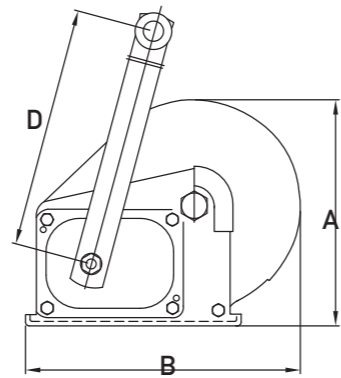
HAND WINCH

KC HAND WINCH



Item No.	W.L.L	B/S	Steel Wire	Belt	Gear Ratio	Way/ Speed
	(lbs)	(lbs)				
HWK-01	600	900	Φ4.2x10m	2"x7m/8m	3.2:1	1way/1speed
HWK-02	800	1200	Φ4.5x10m	2"x7m/8m	3.2:1	1way/1speed
HWK-03	1000	1500	Φ4.5x10m	2"x7m/8m	4.1:1	1way/1speed
HWK-04	1200	1800	Φ4.8x10m	2"x7m/8m	4.1:1	1way/1speed
HWK-05	1400	2100	Φ4.8x10m	2"x7m/8m	4.:1	1way/1speed
HWK-06	1600	2400	Φ5.0x10m	2"x7m/8m	4.:1	1way/1speed
HWK-07	1800	2700	Φ5.0x10m	2"x7m/8m	4:1/8:1	2way/2speed
HWK-08	2000	3000	Φ5.0x10m	2"x7m/8m	4:1/8:1	2way/2speed
HWK-09	2500	3750	Φ5.6x10m	2"x7m/8m	4:1/8:1	2way/2speed

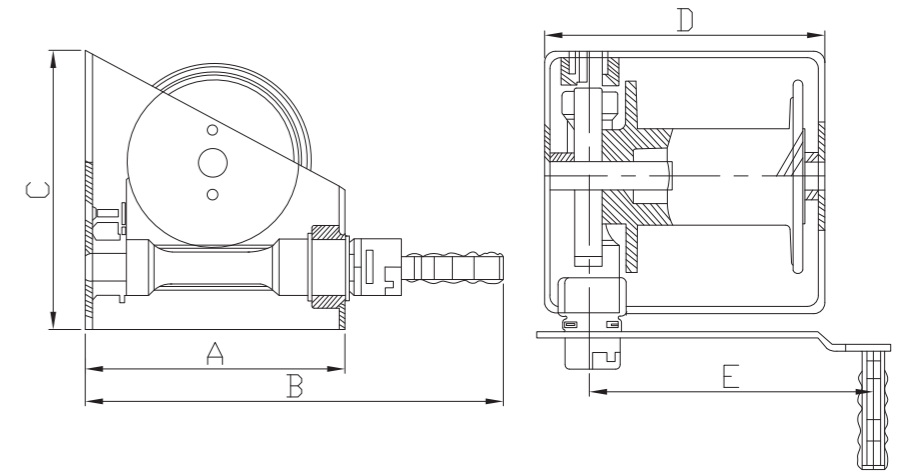
HAND WINCH WITH FRICTION BRAKE



Item No.		HWF-01	HWF-02	HWF-03
Rated Capacity	(kg)	545	825	1200
	(lbs)	1200	1800	2600
Running Test Load	(kn)	8	12.13	17.64
Gear Ratio		4.2:1	5:1	10:01
Dimensions (mm)	A	156	203	216
	B	184	256	293
	C	88	107	127
	D	210	319	319
	E	27	27	27
	F	272	283	305
	G	51	60	63
	H	109	109	109

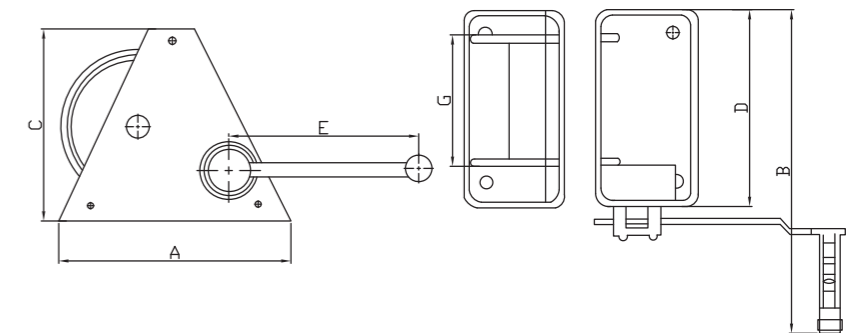
HAND WINCH

INDUSTRIAL WINCH H TYPE



Item No		HWH-0.25T	HWH-0.5T	HWH-1T
Capacity	(kg)	250	500	1000
For Wire Rope	Φ(mm)	5	6.8	9
	Length(m)	20	25	35
Number Of Layers		4	4	4
N.W(kgs)		10	16	20
Dimension(mm)	A	150	180	300
	B	330	360	490
	C	150	180	300
	D	200	260	300
	E	240	240	370
Drive ratio		15:1	21:1	26:1
Speed		1	1	1

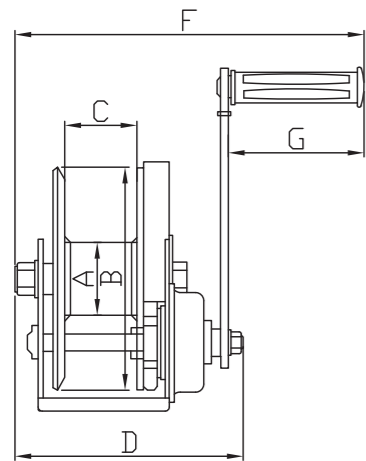
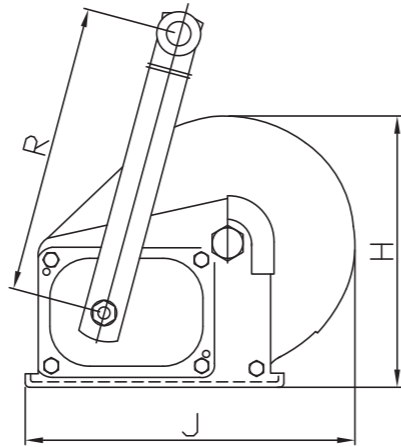
INDUSTRIAL WINCH Z TYPE



Item No		ZHIW-H-0.15T	ZHIW-H-0.3T	ZHIW-H-0.5T	ZHIW-H-1T	ZHIW-H-2T
S.W.L	(kg)	150	300	500	1000	2000
For Wire Rope	Φ(mm)	4	5	6.8	9	13
	Length(m)	22	40	25	25	30
Number Of Layers		6	6	4	4	3
Dimension(mm)	A	180	240	240	412	500
	B	325	385	385	485	585
	C	150	200	200	300	325
	D	150	200	200	300	405
	E	350	250	250	350	350
	G	102	122	122	195	285
	Speed		1	1	1	1

HAND WINCH

STAINLESS STEEL 304 HAND WINCH



Item No.		HWS-01	HWS-02	HWS-03
Capacity		1200LBS	1800LBS	2600LBS
Test Load	(kn)	8	12	17.5
Transmission Ratio		4.2:1	5:1	10:01
Dimensions (mm)	A	φ48	φ60	φ75
	B	φ134	φ180	φ180
	C	51	60	63
	D	157	190	209
	E	φ27	φ27	φ27
	F	273	288	307
	G	110	110	110
	H	156	203	216
	J	184	246	294
	R	208	319	319
Net Weight (no wire rope)	kg	3.7	8.1	10.3

TRUCK WINCH



■ A=120mm B=140mm C=102mm

HAND PULLER

CABLE GRIPS



Item No.	S.W.L	Conductor Dia.
	(kg)	(mm)
ZHCG-0.5T	500	1-10
ZHCG-1T	1000	2.6-15
ZHCG-2T	2000	4.0-22
ZHCG-3T	3000	16-32

HAND PULLER



Item No.	Capacity	B/S	Gear	Hook	Line
ZHHP-HP-1	2000LBS	2500LBS	1	2	1
ZHHP-HP-1A	2000LBS	2500LBS	2	2	1
ZHHP-HP-2	4000LBS	4000LBS	1	2	2
ZHHP-HP-2A	4000LBS	5500LBS	2	2	2
ZHHP-HP-3	8000LBS	8000LBS	2	2	2
ZHHP-HP-4	8000LBS	8000LBS	2	3	2
ZHHP-HP-5	10000LBS	10000LBS	2	3	2


RATCHET PULLER



Item No.	Capacity	Wire Rope Size	No.of Hook
ZHRP-1T-T	1T	φ5×2300mm	Two
ZHRP-1.5T-T	1.5T	φ6×2300mm	
ZHRP-2T-T	2T	φ6×2300mm	Three
ZHRP-1T-T	1T	φ5×2300mm	
ZHRP-1.5T-T	1.5T	φ6×2300mm	
ZHRP-2T-T	2T	φ6×2300mm	

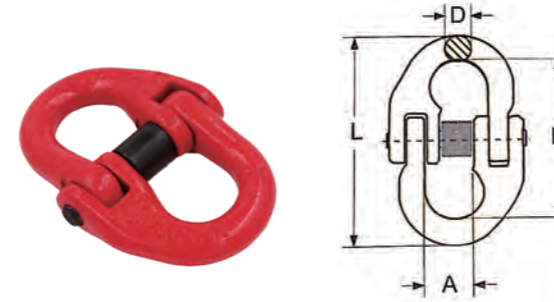
PAN FITTING

PAN FITTING



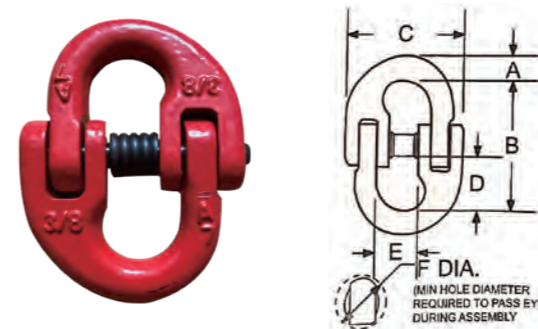
G80 COMPONENTS

G80 CONNECTING LINK EUROPEAN TYPE



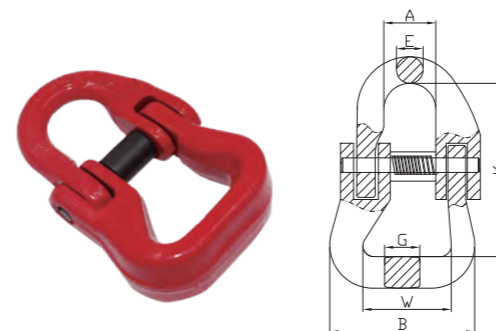
Item No.	Size (mm)	WLL (t)	A (mm)	L (mm)	K (mm)	D (mm)	N.W. (kg)
G8-CL-1	6-8	1.12	16.2	58	42	7	0.08
G8-CL-2	7/8-8	2	20.5	79.5	58	8.5	0.145
G8-CL-3	10-8	3.15	28	93	68	10.8	0.3
G8-CL-4	13-8	5.3	30	117	90	15	0.7
G8-CL-5	16-8	8	36.3	93	148	19.8	1.1
G8-CL-6	18/20-8	12.5	44	117	169.5	24	1.84
G8-CL-7	22-8	15	51	148	193.5	26	3.2
G8-CL-8	26-8	21.2	58	154	220	30	4.5
G8-CL-9	32-8	31.5	67.5	169.5	281	37	9

G80 CONNECTING LINK AMERICAN TYPE



Item No.	Chain Size (in.)	WLL (lbs)	Dimensions(in.)						N.W. (lbs)
			A	B	C	D	E	F	
G8-CLA-1	9/32(1/4)	3500	0.36	1.88	1.75	0.78	0.66	0.56	0.28
G8-CLA-2	5/16	4500	0.39	2.13	1.97	0.88	0.69	0.63	0.33
G8-CLA-3	3/8	7100	0.52	2.50	2.50	1.03	0.88	0.75	0.73
G8-CLA-4	1/2	12000	0.64	3.44	3.22	1.44	1.13	0.94	1.67
G8-CLA-5	5/8	18100	0.75	4.13	3.78	1.73	1.41	1.13	2.86
G8-CLA-6	3/4	28300	0.97	4.94	4.66	2.08	1.63	1.28	5
G8-CLA-7	7/8	34200	1.08	5.50	5.63	2.31	2.00	1.44	7.5
G8-CLA-8	1	47700	1.22	6.10	6.19	2.50	2.25	1.88	11.03
G8-CLA-9	1-1/4	72300	1.50	7.43	7.63	3.06	2.56	2.19	20.38

G80 WEB SLING CONNECTOR



Item No.	Size (mm)	WLL (t)	A (mm)	B (mm)	K (mm)	W (mm)	G (mm)	E (mm)	N.W. (kg)
G8-WSC-1	6-8	1.12	15	60	56	40	18	7	0.2
G8-WSC-2	7/8-8	2	20	61.5	63.7	40	24	9.5	0.3
G8-WSC-3	10-8	3.15	24	66	83	39	30.5	11	0.68
G8-WSC-4	13-8	5.3	28	88	93.7	55	36.8	16.5	1.47
G8-WSC-5	16-8	8	34.5	108	120	65.5	45.2	19.8	2.3
G8-WSC-6	20-8	12.5	41	129	138	80	51.8	23	3.3

G80 OMEGA LINK

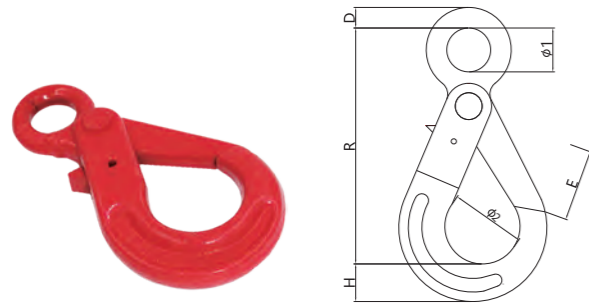


Item No.	Size (mm)	W.L.L. (t)	A (mm)	B (mm)	M (mm)	H (mm)	L (mm)	N.W. (kg)
G8-OL-1	6-8	1.12	8	41	20.5	25	52	0.12
G8-OL-2	7/8-8	2	10	52	23.5	35	68.5	0.22
G8-OL-3	10-8	3.15	12	62	31.5	40.5	81	0.36
G8-OL-4	13-8	5.3	15	81	41	54	108	0.71
G8-OL-5	16-8	8	19	99	49.5	64	126	1.3
G8-OL-6	20-8	12.5	23	118	58	75.6	152	2.2

G80 COMPONENTS

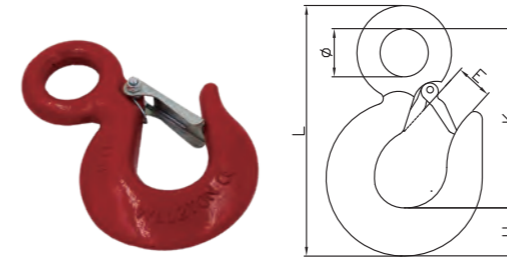
G80 COMPONENTS

G80 EYE SELF-LOCKING HOOK



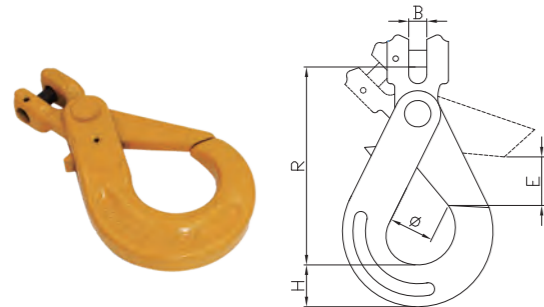
Item No.	Size (mm)	WLL (t)	Φ1 (mm)	R (mm)	D (mm)	Φ2 (mm)	H (mm)	E (mm)	N.W. (kg)
G8-ELH-1	6-8	1.12	22	110.5	10	34	19.5	28	0.5
G8-ELH-2	7/8-8	2	25	136	12	46	24	34	0.8
G8-ELH-3	10-8	3.15	32	171	15	56	28.5	44	1.55
G8-ELH-4	13-8	5.3	40.5	208.5	19.5	69	40	52	3.2
G8-ELH-5	16-8	8	56	257.5	22	86	50.5	60	5.74
G8-ELH-6	18/20-8	12.5	64.5	275	27	100	55	81	8.5
G8-ELH-7	22-8	15	70	320	30	98	67	82	13
G8-ELH-8	26-8	21.2	80	363	34	110	75	110	18
G8-ELH-9	32-8	31.5	105	472	45	166	97	168	44.5

G80 EYE HOOK WITH LATCH



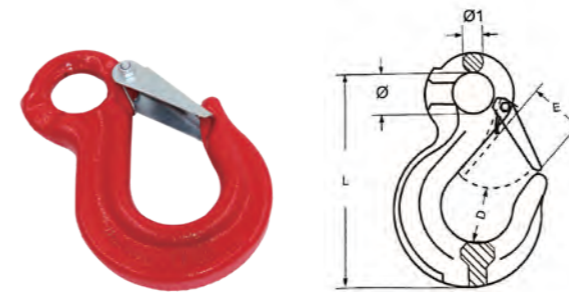
Item No.	Size (mm)	WLL (t)	Ø (mm)	E (mm)	H (mm)	K (mm)	L (mm)	N.W. (kg)
G8-EHL-1	6-8	1.12	19	22	19	80	110	0.28
G8-EHL-2	7/8-8	2	28	25	25	103	140.5	0.65
G8-EHL-3	10-8	3.15	31	27.5	28	118	162	0.94
G8-EHL-4	13-8	5.3	39	33	35	145	201	1.95
G8-EHL-5	16-8	8	51	40	45	180	256	3.77
G8-EHL-6	20-8	12.5	62	51	57	230	317	6.8
G8-EHL-7	22-8	15	73	57	70	260	360	9.8
G8-EHL-8	26-8	21.2	89	75	76	318	434	16.25
G8-EHL-9	32-8	31.5	90	98	91	360	495.5	27.2

G80 CLEVIS SELF-LOCKING HOOK



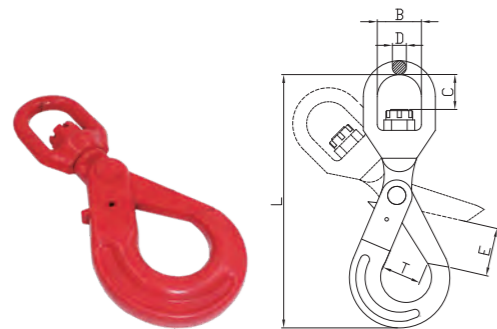
Item No.	Size (mm)	WLL (t)	E (mm)	B (mm)	H (mm)	Φ (mm)	R (mm)	N.W. (kg)	N.W. (kg)
G8-CLH-1	6-8	1.12	29	8.5	19.5	34	95.5	0.5	0.5
G8-CLH-2	7/8-8	2	34	9.5	24	46	121	0.8	0.8
G8-CLH-3	10-8	3.15	44	12	28.5	56	146	1.5	1.55
G8-CLH-4	13-8	5.3	52	15	40	69	182	2.8	3.2
G8-CLH-5	16-8	8	60	18	50.5	86	218	5.6	5.74
G8-CLH-6	18/20-8	12.5	83	25	55	100	240	7.5	8.5
G8-CLH-7	22-8	15	88	25.5	67	98	276.5	11.5	13
G8-CLH-8	26-8	21.2	95.5	30	75	110	310.5	18.5	18

G80 EYE SLING HOOK WITH LATCH



Item No.	Size (mm)	WLL (t)	Φ1 (mm)	E (mm)	D (mm)	Ø (mm)	L (mm)	N.W. (kg)
G8-ESHL-1	6-8	1.12	9	24	21	20	108	0.3
G8-ESHL-2	7/8-8	2	11	30	26	25	133	0.4
G8-ESHL-3	10-8	3.15	15	34	39	38	167	0.9
G8-ESHL-4	13-8	5.3	19	39	54	43	213	1.7
G8-ESHL-5	16-8	8	23	64	64	50	255	3.2
G8-ESHL-6	20-8	12.5	24	40	80	62	305	5.8
G8-ESHL-7	22-8	15	32	71	80	62	348	8.5
G8-ESHL-8	26-8	21.2	35	81	82	64	394	13
G8-ESHL-9	32-8	31.5	37	102	112	88	480	17

G80 SWIVEL SELF-LOCKING HOOK



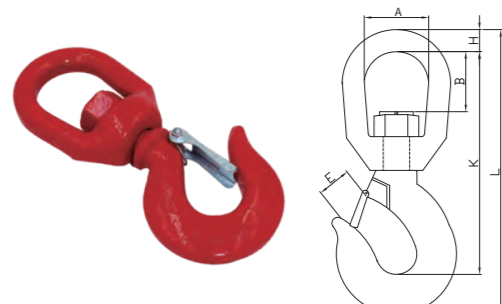
Item No.	Size (mm)	WLL (t)	B (mm)	C (mm)	D (mm)	L (mm)	T (mm)	E (mm)	N.W. (kg)
G8-SLH-1	6-8	1.12	32.5	22	11.25	170	34	29	0.71
G8-SLH-2	7/8-8	2	35.5	26	12.5	210	46	34	1.1
G8-SLH-3	10-8	3.15	42	34	15	147	56	44	2
G8-SLH-4	13-8	5.3	50	38.5	16	302	69	52	4
G8-SLH-5	16-8	8	61	55	21.5	383	86	60	7.3
G8-SLH-6	18/20-8	12.5	72	61	26	418	100	83	11.6
G8-SLH-7	22-8	15	95	95	33	527	98	88	16
G8-SLH-8	26-8	21.2	122	115	42	610	110	95.5	21.5
G8-SLH-9	32-8	31.5	140	146	52	777	166	150	79

G80 CLEVIS SLING HOOK WITH LATCH



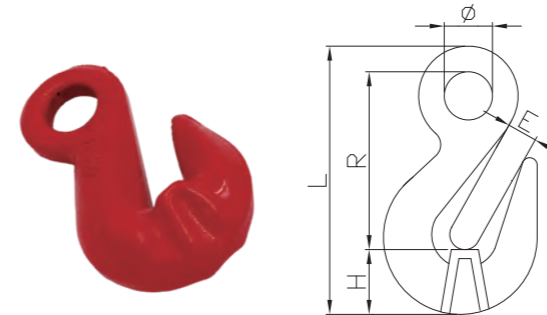
Item No.	Size (mm)	WLL (t)	A (mm)	B (mm)	Ø (mm)	H (mm)	K (mm)	E (mm)	N.W. (kg)
G8-CHL-1	6-8	1.12	8	32	35	23	76	26	0.32
G8-CHL-2	7/8-8	2	9.5	37	37	32.5	85.5	29	0.52
G8-CHL-3	10-8	3.15	13	49	46	35	104	39	1.05
G8-CHL-4	13-8	5.3	16.5	56.5	56	42.5	128	47	2
G8-CHL-5	16-8	8	21.5	70.5	60	54	150	55	3.7
G8-CHL-6	20-8	12.5	24	77	79	58	180	61	6
G8-CHL-7	22-8	15	27	91	101	62	213	72	10.4

G80 SWIVEL HOOK WITH LATCH



Item No.	Size (mm)	WLL (t)	A (mm)	E (mm)	B (mm)	H (mm)	K (mm)	L (mm)	N.W. (kg)
G8-SHL-1	6-8	1.12	32	22	22.5	9	112	140	0.34
G8-SHL-2	7/8-8	2	44	26	35	15.8	150	190	1.02
G8-SHL-3	10-8	3.15	44	28	35	15.8	162	206	1.24
G8-SHL-4	13-8	5.3	50	35	39	18	190	242	2.25
G8-SHL-5	16-8	8	64	43	53	25	246	316	4.66
G8-SHL-6	20-8	12.5	70	55	51	28	282	369	7.4
G8-SHL-7	22-8	15	79	61	58	32	332	431	10.6
G8-SHL-8	26-8	21.2	105	81	100	40	431	547	21.4
G8-SHL-9	32-8	31.5	105	82.5	90	40	472	603	32

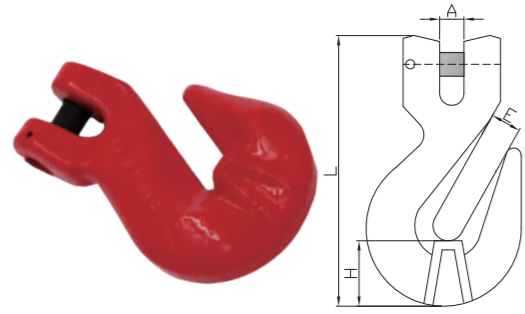
G80 EYE GRAB HOOK WITH WINGS



Item No.	Size (mm)	WLL (t)	E (mm)	Φ (mm)	H (mm)	R (mm)	L (mm)	N.W. (kg)
G8-EHW-1	6-8	1.12	8	13.5	16	51	75.2	0.14
G8-EHW-2	7/8-8	2	10.8	17	18.5	60.5	88.5	0.245
G8-EHW-3	10-8	3.15	13	20	29	79.5	121.5	0.65
G8-EHW-4	13-8	5.3	16.5	26	42.8	99.7	158	1.39
G8-EHW-5	16-8	8	19.2	30	45.7	104	169	2.2
G8-EHW-6	20-8	12.5	24	37	56	140	219	4.6
G8-EHW-7	22-8	15	28	44	68	165	259	8.2
G8-EHW-8	26-8	21.2	30	44	77	188.5	298	9.8
G8-EHW-9	32-8	31.5	38	57	95	228	361	19.4

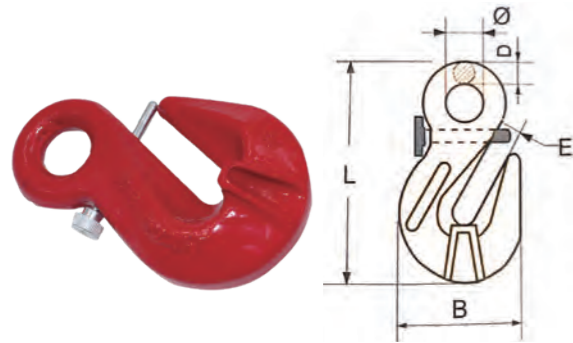
G80 COMPONENTS

G80 CLEVIS GRAB HOOK WITH WINGS



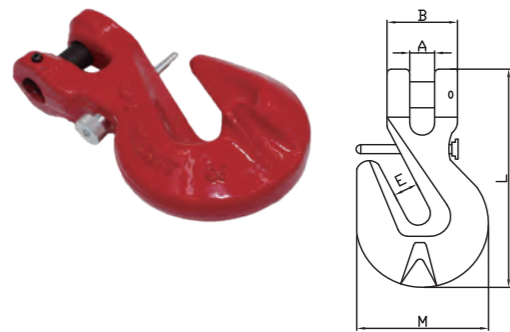
Item No.	Size (mm)	WLL (t)	E (mm)	A (mm)	H (mm)	L (mm)	N.W. (kg)
G8-CHW-1	6-8	1.12	8	8	16	75	0.25
G8-CHW-2	7/8-8	2	10.8	9.5	21.6	90	0.32
G8-CHW-3	10-8	3.15	13.5	12.5	30	126	0.73
G8-CHW-4	13-8	5.3	16.5	15	42.5	163	1.6
G8-CHW-5	16-8	8	19.2	19.5	45.5	183.5	2.8
G8-CHW-6	20-8	12.5	24	24	56	219	5
G8-CHW-7	22-8	15	27	27	68.5	254	6.3

G80 EYE GRAB HOOK WITH BOLT AND COTTER PIN



Item No.	Size (mm)	WLL (t)	Φ (mm)	B (mm)	D (mm)	E (mm)	L (mm)	N.W. (kg)
G8-EH-1	7/8	2	17	50	9.5	11	88.5	0.29
G8-EH-2	10	3.15	20	71	13	13	121.5	0.75
G8-EH-3	13	5.3	26	96	15.5	16.5	158	1.62

G80 CLEVIS GRAB HOOK WITH BOLT AND COTTER PIN



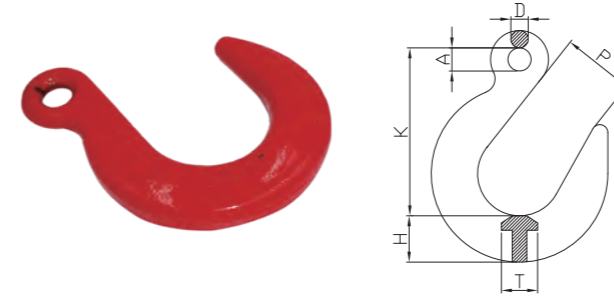
Item No.	SIZE (mm)	WLL (t)	A (mm)	B (mm)	E (mm)	M (mm)	L (mm)	N.W. (kg)
G8-CH-1	6-8	1.12	8	32	8	43.5	75	0.28
G8-CH-2	7/8-8	2	9.5	35	11	49.5	89	0.33
G8-CH-3	10-8	3.15	12.5	42.5	13.2	70.5	126.5	0.88
G8-CH-4	13-8	5.3	15	53	16.5	90	163.5	1.85
G8-CH-5	16-8	8	19.5	65.5	19.2	112.5	183.5	3.24

EYE HOOK FOR G80 LASHING CHAIN



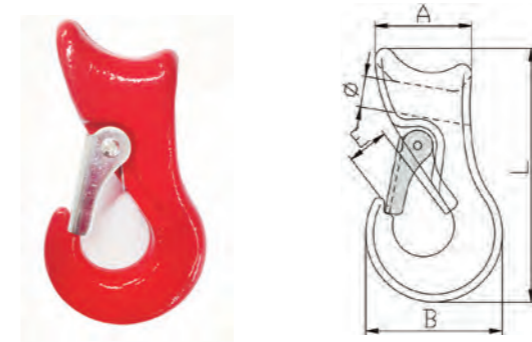
Item No.	M.B.S (lbs)	O.L. (mm)	O.W. (mm)	N.W. (kg)
ZHG70-EHF-1	22000	151	94	0.53
ZHG70-EHF-2	34000	182	113	0.85
ZHG70-EHF-3	44000	208	122	1.12

G80 FOUNDRY EYE HOOK



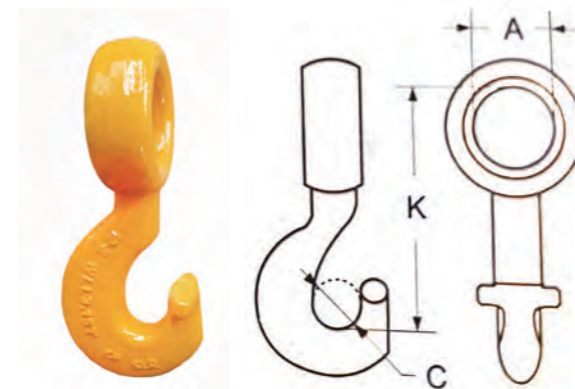
Item No.	Size (mm)	WLL (t)	A (mm)	D (mm)	P (mm)	K (mm)	H (mm)	T (mm)	N.W. (kg)
G8-FEH-1	7/8-8	2	18	12	63.5	31	25	25	1.09
G8-FEH-2	10-8	3.15	22	16	76	33	32	32	1.95
G8-FEH-3	13-8	5.3	27	19	89	44.5	38	38	3.22
G8-FEH-4	16-8	8	32	20	101	51.5	46	46	5.26
G8-FEH-5	20-8	12.5	38	25	114	65	56	56	9.07
G8-FEH-6	22-8	15	45	28.5	127	68.5	57	57	11.79

G80 SLIDING EYE CHOKE HOOK



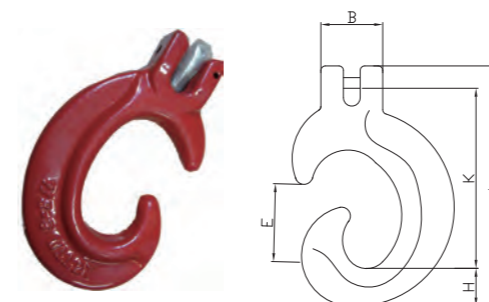
Item No.	Chain Size (inch)	WLL (ton)	Main Dimensions					Weight (kg)
			Φ	A	B	E	L	
G8-SH-1	3/8	1.6	17	50	71	21	132	0.68
G8-SH-2	1/2	2	22	63.5	79	23	151.5	1.21
G8-SH-3	5/8	3	28	69	103	29	170	1.99
G8-SH-4	3/4	5	32.5	85.7	105	38	213	4.18

G80 TWIST EYE CHOKE HOOK



Item No.	Size (mm)	WLL (t)	A (mm)	K (mm)	C (mm)	N.W. (mm)
G8-TEH-1	7/8-8	2	30	91	16	0.36
G8-TEH-2	10-8	3.15	38	115	20	0.73
G8-TEH-3	13-8	5.3	51	145	27	1.40
G8-TEH-4	16-8	8	63	185	31	3.17

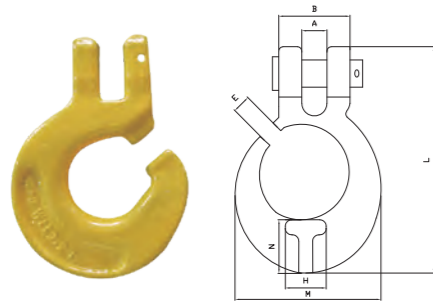
G80 CLEVIS "C" HOOK



Item No.	Size (mm)	W.L.L. (t)	E (mm)	B (mm)	H (mm)	K (mm)	L (mm)	N.W. (kg)
ZHG80-CC-1	7/8-8	2	20	35	28	90	136	0.57
ZHG80-CC-2	10-8	3.15	29.5	46	39.5	127	189	1.4
ZHG80-CC-3	13-8	5.3	39.5	59	52	166.5	246	3
ZHG80-CC-4	16-8	8	46.5	72	59	206	298	5.4

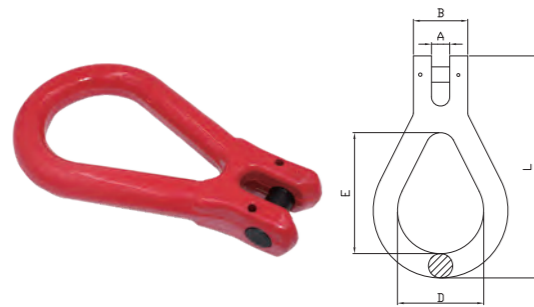
G80 COMPONENTS

G80 CLEVIS FOREST HOOK



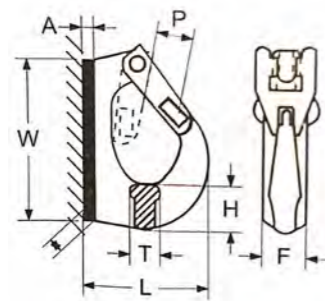
Item No.	Chain Size	WLL	B.L	Dimensions(mm)						
	(mm)	(t)	(t)	B	A	E	H	M	N	L
G8-CFH-1	6	1.12	4.48	31	8.5	8.5	18	66.5	24.5	83
G8-CFH-2	7/8	2	8	35	9.5	10.5	18	72.7	22.2	95.5
G8-CFH-3	10	3.15	12.6	44	13	13	22	97	33.5	137
G8-CFH-4	13	5.3	21.2	53	16	16	30	119	40	165

G80 CLEVIS REEVING LINK



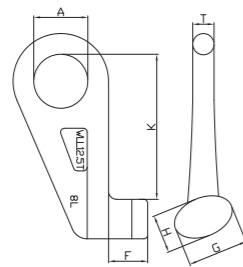
Item No.	Size	WLL	A	B	D	E	L	N.W.
	(mm)	(t)	(mm)	(mm)	(mm)	(mm)	(mm)	kg
G8-CRL-1	7/8-8	2	10	32.8	45	87	139	0.53
G8-CRL-2	10-8	3.15	12	42	60	108	174	0.74
G8-CRL-3	13-8	5.3	16.5	55.5	66.5	137.5	228	1.76
G8-CRL-4	16-8	8	19	68	72	165	264	2.8
G8-TEH-6	20/22-8	15.3	61.2	70	80	14	52	146

G80 WELD ON HOOK



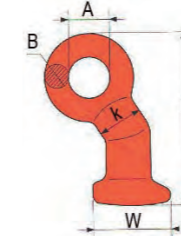
Item No.	W.L.L.	A	W	P	T	L	H	F	N.W.
	(t)	(mm)	(mm)	(mm)	(mm)	(mm)	(mm)	(mm)	(kg)
G8-WH-1	2	5	80	25	20	94	24	34	0.84
G8-WH-2	3	6	115	30	24	105	30	36	1.18
G8-WH-3	5	10	155	34	28	132	43	44	2.50
G8-WH-4	8	12	160	34	38	135	51	51	3.26
G8-WH-5	10	15	200	50	39	167	55	53	5.17

G80 EYE CONTAINER HOOK

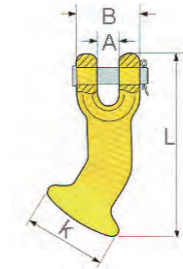


Item No.	Dsc.	WLL	K	A	F	T	G	H	N.W.
		(t)	(mm)	(mm)	(mm)	(mm)	(mm)	(mm)	(kg)
G8-ECH-1	Left 45°	12.5	192	70	46	25	75	48	4.0
G8-ECH-2	Right 45°	12.5	192	70	46	25	75	48	4.0

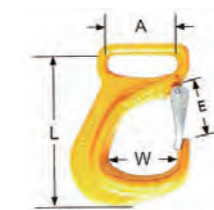
G80 EYE ELEPHANT HOOK



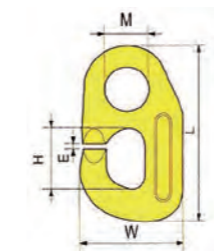
G80 CLEVIS ELEPHANT HOOK



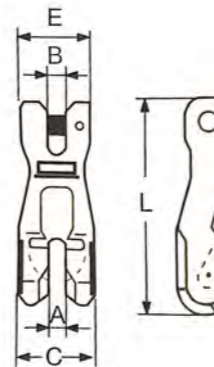
G80 EYE BELT HOOK



G80 FORGED DV HOOK



G80 SHORTENING CLUTCH



G80 COMPONENTS

Item No.	W.L.L.	A	B	K	L	W	N.W.
	(t)	(mm)	(mm)	(mm)	(mm)	(mm)	(kg)
ZHG80-EE-1	5	28	16	30	116	52.5	0.67

Item No.	Dimensions(mm)				Weight (kg)	W.L.L (kg)	B.L (kg)
	A	B	K	L			
ZHG80-CE-1	16	46	59	130.4	0.97	5000	20000

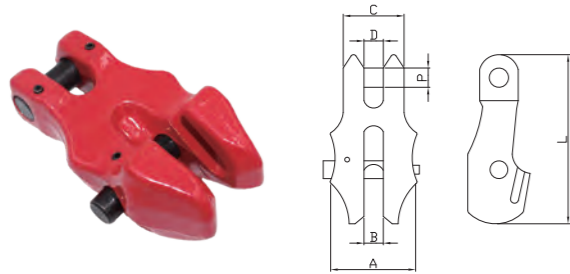
Item No.	W.L.L.	A	L	W	E	N.W.
	(t)	(mm)	(mm)	(mm)	(mm)	(kg)
ZHG80-EB-1	1.6	54	150	58	30	1.2
ZHG80-EB-2	2.75	82	194	77	36	2.1

Item No.	W.L.L.	M	W	E	H	L	N.W.
	(t)	(mm)	(mm)	(mm)	(mm)	(mm)	(kg)
ZHG80-DV-1	1.5	28	61	3	35	102	0.5
ZHG80-DV-2	3	30	72	3	41	119	0.73
ZHG80-DV-3	5	35	84.5	3	42	137	1.2
ZHG80-DV-4	8	42	96	3	42	153	1.6

Item No.	Size	W.L.L.	A	B	C	E	L	N.W.
	(mm)	(t)	(mm)	(mm)	(mm)	(mm)	(mm)	(kg)
G8-SC-1	6-8	1.12	7.5	7.5	33	26	73.5	0.17
G8-SC-2	7/8-8	2	9.5	9.5	45	36	101	0.41
G8-SC-3	10-8	3.15	13	13	55	48	138	0.91
G8-SC-4	13-8	5.3	18	16	75	59	177	2.01
G8-SC-5	16-8	8	21	21	93	73	220	3.32
G8-SC-6	20-8	12.5	22	22	99	78	238	6.2
G8-SC-7	22-8	15	25.5	25.5	118	98	295	8.5


G80 COMPONENTS

G80 CLEVIS CHAIN CLUTCH



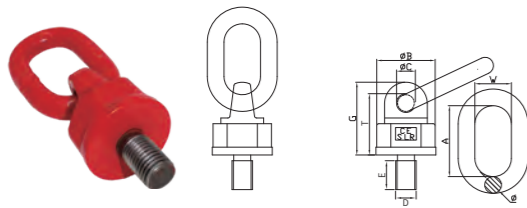
Item No.	WLL	B.L.	P	C	A	B	L	D	N.W
	(t)	(t)	(mm)	(mm)	(mm)	(mm)	(mm)	(mm)	(kg)
G8-CC-1	1.12	4.48	7.5	7.5	8	44	73.5	7.8	0.17
G8-CC-2	2	8	9.5	9.5	10.5	61.7	101	9.2	0.37
G8-CC-3	3.15	12.6	13	13	12.4	92	138	13.2	0.97
G8-CC-4	5.3	21.2	16.5	16.5	16	115	177	16.2	2.01
G8-CC-5	8	32	21	21	19.5	143	220	20	3.32
G8-CC-6	12.5	50	23.5	23.5	23	152	238	24.3	6.2
G8-CC-7	15	60	25.5	25.5	26	195	295	28.1	8.5

G80 LIFTING CLUTCH



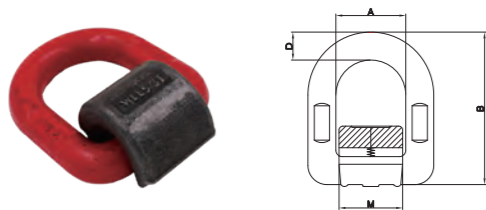
Item No.	WLL	A	B	D	E	F	H	L	N.W
	(t)	(mm)	(mm)	(mm)	(mm)	(mm)	(mm)	(mm)	(kg)
G8-LC-1	1-1.3	32	42	70.5	45	73	157	181	0.89
G8-LC-2	1.5-2.5	42	49	85	57	88	190	220	1.3
G8-LC-3	3-5	55	70	88	69	110	233	271	3.24
G8-LC-4	6-10	74	92	116	83	161	336.5	386	10.01
G8-LC-5	12-20	110	114.5	133.5	107.5	182	437	497	20.37

G80 LIFTING POINT THREADED




Item No.	DxE	WLL	ΦB	ΦC	G	T	A	W	Ø	N.W
	(mm)	90° 0°	(mm)	(mm)	(mm)	(mm)	(mm)	(mm)	(mm)	(kg)
G8-LP-1	M8X13	0.3 0.6	36	15	51	41	55	30	13	0.41
G8-LP-2	M10X18	0.45 0.9	36	15	51	41	55	30	13	0.43
G8-LP-3	M12X18	0.5 1.0	36	15	51	41	55	30	13	0.44
G8-LP-4	M16X20	1.12 2.0	36	15	52	42	55	30	13	0.46
G8-LP-5	M20X30	2 4	49.5	19	68	56	70	35	16	0.96
G8-LP-6	M24X30	3.15 6.3	57	22	78	65.5	85	40	18	1.45
G8-LP-7	M27X35	3.15 6.3	57	22	78	65.5	85	40	18	1.51
G8-LP-8	M30X35	5.3 10.6	66	23.5	96.5	80.5	85	40	20	2.17
G8-LP-9	M30X35	8 11.8	80	28	112	92	115	50	22	3.57
G8-LP-10	M36X50	8 11.8	80	27	109	89.5	115	50	22	3.6
G8-LP-11	M39X90	8 11.8	80	27	109	89.5	115	50	22	4.1
G8-LP-12	M42X50	10 15	80	27	109	89.5	115	50	22	3.73

G80 WELD-ON LIFTING POINT WITH SPRING



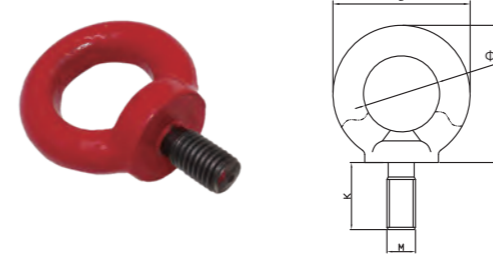
Item No.	WLL	A	B	D	M	N.W
	(t)	(mm)	(mm)	(mm)	(mm)	(kg)
G8-WLP-1	1.12	41	78.5	13	37	0.4
G8-WLP-2	2	42	88	14	40	0.47
G8-WLP-3	3.15	45	94	17	42.5	0.69
G8-WLP-4	5.3	55	118	22	50	1.46
G8-WLP-5	8	70	141	26.5	66.5	2.5
G8-WLP-6	15	97	188	34	90	5.79

G80 PIVOTING LIFTING SCREW




Item No.	Size	Weight	WLL	B.L.	A	B	D	M	L
		(kg)	(ton)	(ton)					
G8-LS-1	M20	1.21	2.5	10	54	74	50	83	159
G8-LS-2	M24	1.37	4	16	54	88	50	83	175

G80 EYE SCREW



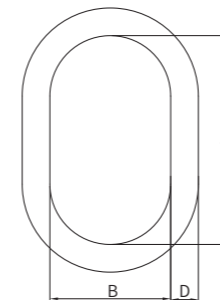
Item No.	Size (mm)	WLL/T(4:1)		D (mm)	K (mm)	Φ (mm)	L (mm)	N.W (kg)
		WLL 0°	WLL 90°					
G8-ES-1	M6	0.4	0.15	28	13	16	42	0.05
G8-ES-2	M8	1	0.4	36	15	20	51	0.06
G8-ES-3	M10	1	0.4	45	18	25	63	0.11
G8-ES-4	M12	2	0.75	54	22	30	75	0.18
G8-ES-5	M16	4	1.5	63	28	35	88	0.28
G8-ES-6	M20	6	2.3	72	30	40	101	0.45
G8-ES-7	M24	8	3.2	90	38	50	128	0.87
G8-ES-8	M30	12	4.5	108	45	60	154	1.66
G8-ES-9	M36	16	7	126	55	70	183	2.65
G8-ES-10	M42	24	9	144	65	80	212	4.03
G8-ES-11	M48	32	12	166	70	90	238	6.38

G80 EYE NUT



Item No.	Size (mm)	WLL/T(4:1)		D (mm)	Φ (mm)	L (mm)	N.W (kg)
		WLL 0°	WLL 90°				
G8-EN-1	M6	0.4	0.15	36	20	36	0.049
G8-EN-2	M8	1	0.4	36	20	36	0.05
G8-EN-3	M10	1	0.4	45	25	45	0.09
G8-EN-4	M12	2	0.75	54	30	53	0.16
G8-EN-5	M16	4	1.5	63	35	62	0.24
G8-EN-6	M20	6	2.3	72	40	71	0.36
G8-EN-7	M24	8	3.2	90	50	90	0.72
G8-EN-8	M30	12	4.5	108	60	109	1.32
G8-EN-9	M36	16	7	126	70	128	2.08
G8-EN-10	M42	24	9	144	80	147	3.11
G8-EN-11	M48	32	12	166	90	168	5.02

G80 A342 MASTER LINK

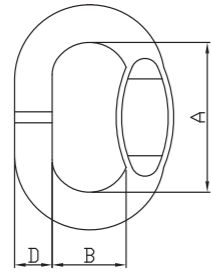


Item No.	Size (in)	Chain (in)	WLL	WLL	WLL	A (mm)	B (mm)	D (mm)	Normal Marking	Weight (kg)
			1 leg (t)	2 leg(0-45°) (t)	Rope (t)					
A342ML-1	1/2	1/4	1.5	2.12	3.4	127±6	63.5±5	13+1	WLL2.8T	0.36
A342ML-2		5/16	2	2.8						
A342ML-3	5/8	5/16	2	2.8	4	152±6	76±5	16±1	WLL3.15T	0.7
A342ML-4		3/8	3.15	---						
A342ML-5	3/4	3/8	3.15	4.25	5.6	140±6	70±5	19±1	WLL4.25T	0.93
A342ML-6	7/8	3/8	3.15	4.25	6.9	160±6	90±5	22±1	WLL5.3T	1.5
A342ML-7		1/2	5.3	---						
A342ML-8	1	1/2	5.3	7.5	11.8	178±6	89±5	25±1	WLL11.2T	2.1
A342ML-9		5/8	8	11.2						
A342ML-10	1-1/4	5/8	8	11.2	17.7	222±7	111±6	32+1/-2	WLL16T	4.24
A342ML-11		3/4	11.2	16						
A342ML-12	1-1/2	3/4	11.2	16	27.7	267±7	135±6	38+1/-2	WLL21.2T	7.17
A342ML-13		7/8	15	21.2						
A342ML-14	1-3/4	7/8	15	21.2	38.5	305±10	152±6	45+1/-2	WLL21.2T	11.55
A342ML-15		1	21.2	---						
A342ML-16	2	1	21.2	30	46.5	355±10	178±6	51+1/-2	WLL31.5T	17.2
A342ML-17		1-1/4	31.5	---						
A342ML-18	2-1/4	1-1/4	31.5	45	64.9	406±10	203±7	57+1/-2	WLL45T	24.5
A342ML-19	2-1/2	---	---	---	72.6	406±10	203±8	63.5±3	WLL72.6T	30.9
A342ML-20	2-3/4	---	---	---	98.4	406±10	241±7	70±3	WLL98.4T	39.5
A342ML-21	3	---	---	---	103	457±15	228±7	76±3	WLL103T	50.34
A342ML-22	3-1/4	---	---	---	119	508±15	254±7	82.5±3	WLL119T	65.68
A342ML-23	3-1/2	---	---	---	126	610±16	305±10	89±3	WLL126T	90.24
A342ML-24	3-3/4	---	---	---	152	508±17	254±7	95±3	WLL152T	89.27
A342ML-25	4	---	---	---	169	508±18	254±7	102±3	WLL169T	103.43

G80 COMPONENTS

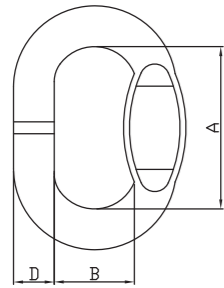
G80 COMPONENTS

G80 A343 MASTER LINK



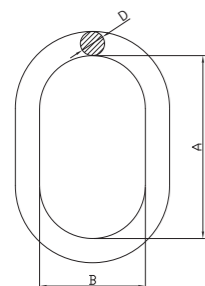
Item No.	Chain Dia (∅)		WLL (t)	Dimensions(mm)			N.W. (kg)
	⊥	∧		A	B	D	
A343ML-1	7	6	1.6	110	60	14	0.34
A343ML-2	8	7	2.12	110	60	16	0.53
A343ML-3	10	8	3.15	135	75	18	0.823
A343ML-4	13	10	5.3	160	90	22	1.5
A343ML-5	16	13	8	180	100	26	2.32
A343ML-6	18	16	11.2	200	110	32	3.95
A343ML-7	20	18	14	260	140	36	6.34
A343ML-8	22	20	17	300	160	40	8.96
A343ML-9	26	22	21.2	340	180	45	12.8
A343ML-10	32	26	31.5	350	190	50	16.55
A343ML-11	36	32	45	400	200	56	23.28
A343ML-12	40	36	56	430	220	63	32

G80 A344 US TYPE MASTER LINK



Item No.	Size (in)	Chain (in)	WLL			A (mm)	B (mm)	D (mm)	S (mm)	Normal Marking	Weight (kg)
			1 leg (t)	2 leg(0-45°) (t)	Rope (t)						
A344ML-1	7/16	1/4	1.12	1.6	1.6	100±5	60±5	12±1	6±0.5	WLL1.6T	0.27
A344ML-2		9/32	1.5	----	----						
A344ML-3	1/2	9/32	1.5	2.12	2.5	100±5	60±5	14±1	7.6±0.5	WLL2.12T	0.38
A344ML-4		5/16	2	----	----						
A344ML-5	11/16	5/16	2	2.8	4	160±6	90±5	18±1	8.4±0.5	WLL3.15T	0.85
A344ML-6		3/8	3.15	----	----						
A344ML-7	3/4	3/8	3.15	4.25	6.5	160±6	90±5	20±1	10.5±0.5	WLL5.3T	1.2
A344ML-8		1/2	5.3	----	----						
A344ML-9	7/8	1/2	5.3	7.5	8	180±6	100±5	22±1	13.5 ±0.5	WLL8T	1.63
A344ML-10		5/8	8	----	----						
A344ML-11	1	5/8	8	11.2	11.5	180±6	100±5	25 ±1	16.5±0.5	WLL11.2T	2.13
A344ML-12		19mm	11.2	----	----						
A344ML-13	1-1/8	3/4	12.5	----	11.8	270±7	140±6	28+1/-2	19±0.5	WLL12.5T	3.81
A344ML-14	1-1/4	19mm	11.2	16	16	270±7	140±6	32+1/-2	19 ±0.5	WLL16T	5.05
A344ML-15		7/8	15	----	----						
A344ML-16	1-3/8	7/8	15	21.2	24	285±7	155±6	36+1/-2	20±0.5	WLL21.2T	6.83
A344ML-17		1	21.2	----	----						
A344ML-18	1-1/2	28mm	25	----	25	300±8	160±6	40+1/-2	26±0.5	WLL25T	8.9
A344ML-19	1-3/4	1	21.2	30	31.5	340±10	180±6	45+1/-2	26±0.5	WLL31.5T	12.8
A344ML-20		1-1/4	31.5	----	----						
A344ML-21	2	1-1/4	31.5	45	45	390±10	215±7	51+1/-2	32±0.5	WLL45T	17.3

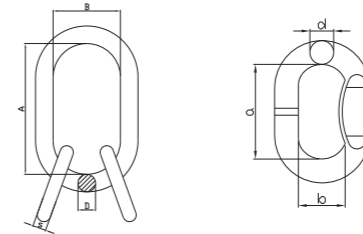
G80 FORGED MASTER LINK



Item No.	WLL		A (mm)	B (mm)	D (mm)	N.W. (kg)
	(t)	(mm)				
G8-FML-1	3.2	190	190	100	16	0.86
G8-FML-2	6.4	300	300	210	25	3.53
G8-FML-3	7	210	210	110	22	1.83
G8-FML-4	11	300	300	210	32	5.94
G8-FML-5	11.5	270	270	140	28	3.8
G8-FML-6	14.2	210	210	110	28	3.06
G8-FML-7	17	270	270	140	32	5.05
G8-FML-8	19	420	420	220	38	10.78
G8-FML-9	28	270	270	140	38	7.29
G8-FML-10	27	470	470	250	45	17.06
G8-FML-11	45	380	380	200	50	17.65
G8-FML-12	65	430	430	220	60	28.85

G80 COMPONENTS

G80 A345 FORGED MASTER LINK ASSEMBLY



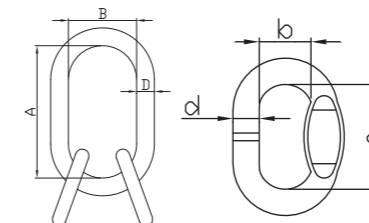
Item No.	WLL (t)	Size (in)	chain (in)	A (mm)	B (mm)	D (mm)	a (mm)	b (mm)	d (mm)	Normal Marking	weight (kg)
A345MLS-2			5/16								
A345MLS-3	6.7	7/8	5/16	160±6	95±5	22±1	85±5	40±3	14±1	WLL6.7T	2.18
A345MLS-4			3/8								
A345MLS-5	6.7	1	3/8	178±6	89±5	25±1	100±5	60±5	18±1	WLL6.7T	3.29
A345MLS-6	17	1-1/4	1/2	220±7	110±6	32+1/-2	100±5	60±5	22±1	WLL17T	7.18
A345MLS-7			5/8								
A345MLS-8	23.6	1-1/2	5/8	267±7	135±6	38+1/-2	180±6	100±5	30+1/-2	WLL23.6T	12.91
A345MLS-9			3/4								
A345MLS-10	31.5	1-3/4	3/4	305±10	152±6	45+1/-2	180±6	100±5	32+1/-2	WLL31.5T	21.25
A345MLS-11			7/8								
A345MLS-12	31.5	2	7/8	356±10	178±6	50+1/-2	180±6	100±5	38+1/-2	WLL31.5T	30.34
A345MLS-13	45	2-1/2	1	406±10	203±6	64+1/-2	355±8	178±6	51+1/-2	WLL45T	64.4
A345MLS-14	67	2-3/4	1-1/4	406±10	241±6	70+1/-2	406±8	203±6	57+1/-2	WLL67T	89

G80 A346 WELDED MASTER LINK ASSEMBLY



Item No.	Size	W.L.L	L	W	D	I	w	d	N.W.
ZHG80-A346-1	6	2.36	135	75	18	54	25	13	1.18
ZHG80-A346-2	7	3.15	135	75	18	60	38	13	1.24
ZHG80-A346-3	8	4.25	160	90	22	70	34	16	2.2
ZHG80-A346-4	10	6.7	180	100	26	85	40	18	3.4
ZHG80-A346-5	13	11.2	200	110	32	115	50	22	6.1
ZHG80-A346-6	16	17	260	140	36	140	65	26	9.98
ZHG80-A346-7	18	21.2	340	180	45	180	100	32	18.9
ZHG80-A346-8	20	26.5	350	190	50	180	100	32	22.6
ZHG80-A346-9	22	31.5	350	190	50	180	100	36	25.2
ZHG80-A346-10	26	45	400	200	56	200	110	40	34.26
ZHG80-A346-11	28	50	430	220	63	200	110	45	47.11
ZHG80-A346-12	32	63	460	250	72	200	110	50	66.46

G80 A347 WELDED MASTER LINK ASSEMBLY



Item No.	Size (mm)	WLL		D (mm)	B (mm)	A (mm)	d (mm)	a (mm)	b (mm)	N.W. (kg)
		4:1	5:1							
A347MLS-1	14	2.4	2	14	60	100	12	85	40	0.82
A347MLS-2	17	3.2	2.5	18	90	160	14	14	60	1.61
A347MLS-3	20	5	4	20	90	160	14	14	60	1.95
A347MLS-4	22	8	6.4	22	100	180	18	18	70	3.16
A347MLS-5	28	12	9.6	28	140	270	22	22	90	6.75
A347MLS-6	32	17.4	13.9	32	140	270	25	25	100	9.31

CHAIN SLING



single leg configuration:(6mm,7mm,8mm,10mm,13mm,16mm)

- 1 Grade 80 master link
- 2 connecting links
- 1 safe working load tag G80
- G80 short link chain
- 1 clevis grab hook
- 1 clevis sling hook(or clevis self locking hook or clevis clutch)



2 legs configuration:(6mm,7mm,8mm,10mm,13mm,16mm)

- 1 Grade 80 master link
- 4 connecting links
- 1 safe working load tag G80
- G80 short link chain
- 2 clevis grab hooks
- 2 clevis sling hooks(or clevis self locking hook or clevis clutch)



3 legs configuration:(6mm,7mm,8mm,10mm,13mm,16mm)

- 1 Grade 80 master link assembly
- 5 connecting links
- 1 safe working load tag G80
- G80 short link chain
- 2 clevis grab hooks
- 3 clevis sling hooks(or clevis self locking hook or clevis clutch)

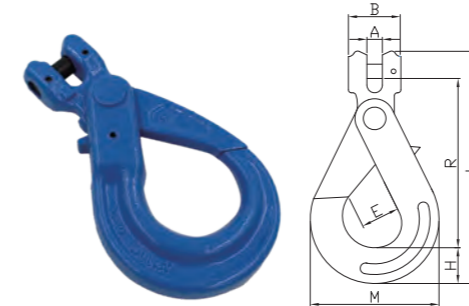


4 legs configuration:(6mm,7mm,8mm,10mm,13mm,16mm)

- 1 Grade 80 master link assembly
- 6 connecting links
- 1 safe working load tag G80
- G80 short link chain
- 2 clevis grab hooks
- 4 clevis sling hooks(or clevis self locking hook or clevis clutch)

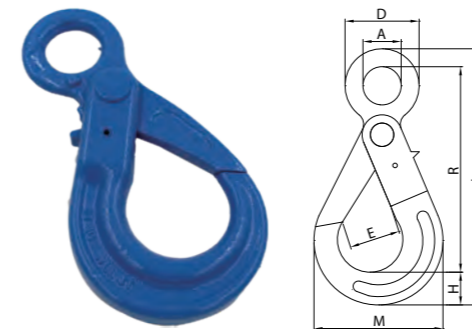
G100 COMPONENTS

G100 EUROPEAN TYPE CLEVIS SELF-LOCKING HOOK



Item No.	Size (mm)	W.L.L. (t)	B.L (t)	A (mm)	B (mm)	E (mm)	H (mm)	R (mm)	M (mm)	L (mm)	N.W. (kg)
G10-CLH-1	6-10	1.4	5.6	7.5	32	28	20	96	70	131	0.5
G10-CLH-2	8-10	2.5	10	9.5	36	35.5	26	123	90	166	0.9
G10-CLH-3	10-10	4	16	12	46	45	30	144	109	196.5	1.6
G10-CLH-4	13-10	6.7	26.8	15	59	53.5	40.5	182	138.5	251	2.9
G10-CLH-5	16-10	10	40	17.5	70	62	50.5	217	170.5	303	5.8
G10-CLH-6	20-10	16	64	25	85	76.5	62	235	192.5	337.5	8.6
G10-CLH-7	22-10	19	76	25.5	98	80	66	276.5	205	391	12.1

G100 EUROPEAN TYPE EYE SELF-LOCKING HOOK



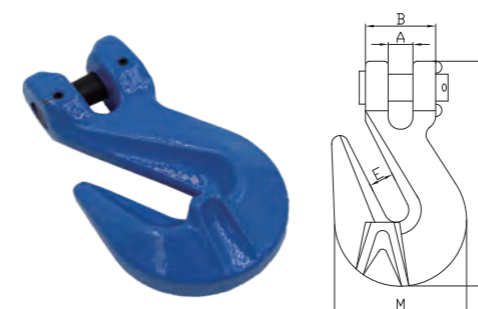
Item No.	Size (mm)	W.L.L. (t)	A (mm)	D (mm)	E (mm)	H (mm)	R (mm)	M (mm)	L (mm)	N.W. (kg)
G10-ELH-1	6-10	1.4	21	43	28	20	110	70	141	0.5
G10-ELH-2	8-10	2.5	27	51	35.5	26	137	90	175	0.9
G10-ELH-3	10-10	4	34.5	64.5	45	30	169	108	212.5	1.5
G10-ELH-4	13-10	6.7	40	80	53.5	40.5	209	138.5	270	2.7
G10-ELH-5	16-10	10	50	104	62	50.5	254	170.5	331	5.7
G10-ELH-6	20-10	16	60	120	76.5	62	277	192.5	369	7.9
G10-ELH-7	22-10	19	70	134	80	66	319.5	205	417	11.2

G100 SWIVEL SELF-LOCKING HOOK



Item No.	Size(mm)	WLL(t)	B.L(t)	B	C	D	E	H	M	L	Weight/kg
G10-SLH-1	6-10	1.4	5.6	32.5	23	11.5	28	20	70	184	0.6
G10-SLH-2	8-10	2.5	10	36	28	13	35.5	26	90	229	1.1
G10-SLH-3	10-10	4	16	42	35	15.5	45	30	109	269	2
G10-SLH-4	13-10	6.7	26.8	50	40	17	53.5	40.5	138.5	330	4
G10-SLH-5	16-10	10	40	61	56	21.5	62	50.5	170.5	413	6.8
G10-SLH-6	20-10	16	64	72	62	26	76.5	62	192.5	463	12.5
G10-SLH-7	22-10	19	76	97	94	33	80	66	205	572	17.1


G100 CLEVIS SHORTENING GRAB HOOK



Item No.	Size (mm)	WLL (t)	B.L (t)	A (mm)	B (mm)	E (mm)	M (mm)	L (mm)	N.W. (kg)
G10-CH-1	6-10	1.4	5.6	7.5	32	8	43.5	75	0.22
G10-CH-2	8-10	2.5	10	9.5	36	10.8	53	91.5	0.34
G10-CH-3	10-10	4	16	12	46	13.5	72	126	0.82
G10-CH-4	13-10	6.7	26.8	15	59	16.5	96	163.5	1.75
G10-CH-5	16-10	10	40	17.5	70	19.2	112.5	183.5	2.88
G10-CH-6	20-10	16	64	24	85	24	143	224	4.84
G10-CH-7	22-10	19	76	27	100	27	160.5	262	8.3

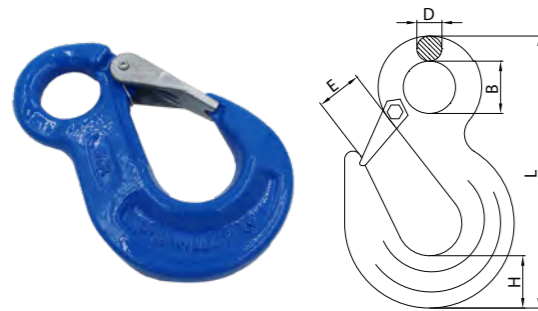
G100 COMPONENTS

G100 EYE SHORTENING GRAB HOOK



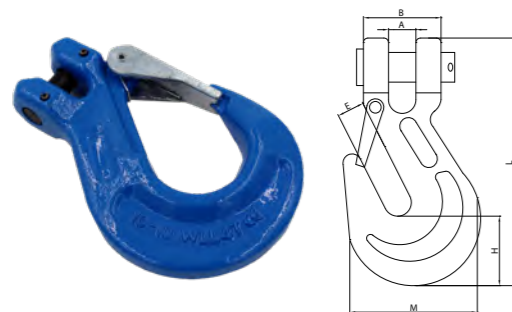
Item No.	Size (mm)	WLL (t)	B.L (t)	E (mm)	B (mm)	D (mm)	M (mm)	L (mm)	N.W. (kg)
G10-EH-1	6-10	1.4	5.6	8	14.5	30.5	43.5	71	0.2
G10-EH-2	8-10	2.5	10	10.8	18	37	53	91.5	0.28
G10-EH-3	10-10	4	16	13.5	22.5	48.5	42	127.5	0.72
G10-EH-4	13-10	6.7	26.8	16.5	28	59	96	163	1.6
G10-EH-5	16-10	10	40	19.2	36	74	112.5	183	2.45
G10-EH-6	20-10	16	64	24	43.5	89.5	143	227	4.72
G10-EH-7	22-10	19	76	27	48.5	100.5	160.5	260.5	8.2

G100 EYE SLING HOOK WITH LATCH



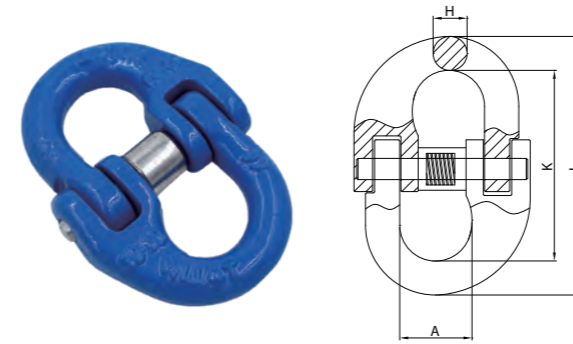
Item No.	Size (mm)	WLL (t)	B.L (t)	D (mm)	E (mm)	H (mm)	B (mm)	L (mm)	N.W. (kg)
G10-EHL-1	6-10	1.4	5.6	10	18.5	21	20.5	111	0.32
G10-EHL-2	8-10	2.5	10	11	25	27.5	25	137.5	0.6
G10-EHL-3	10-10	4	16	16	28	33	34	171.5	1.2
G10-EHL-4	13-10	6.7	26.8	19	38	43.5	43	219	2.2
G10-EHL-5	16-10	10	40	24.5	44	50	50	260	3.5
G10-EHL-6	20-10	16	64	27	52	56	55	298	7.15
G10-EHL-7	22-10	19	76	29	66	62	60	330	11.5
G10-EHL-8	26-10	26.5	106	35	73	75	70	367	14
G10-EHL-9	32-10	39.3	157.2	39	87	89	66	427	17.5

G100 CLEVIS SLING HOOK WITH LATCH



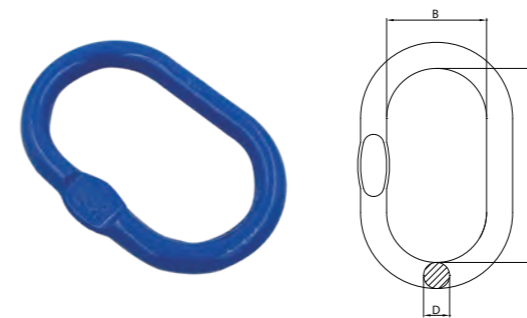
Item No.	Size (mm)	WLL (t)	B.L (t)	A (mm)	B (mm)	E (mm)	H (mm)	M (mm)	L (mm)	N.W. (kg)
G10-CHL-1	6-10	1.4	5.6	7.5	32	18.5	21	68.5	109	0.33
G10-CHL-2	8-10	2.5	10	9.5	37	25	27.5	88	134	0.7
G10-CHL-3	10-10	4	16	12	48	28	33.5	105.5	161.5	1.3
G10-CHL-4	13-10	6.7	26.8	15	59	38	42	134	203	2.3
G10-CHL-5	16-10	10	40	17.5	70	44	50	160.5	246	3.6
G10-CHL-6	20-10	16	64	25	85	52	56	190.5	297	7.3
G10-CHL-7	22-10	19	76	27	100	66	62	214.5	326	12.1

G100 CONNECTING LINK EUROPEAN TYPE



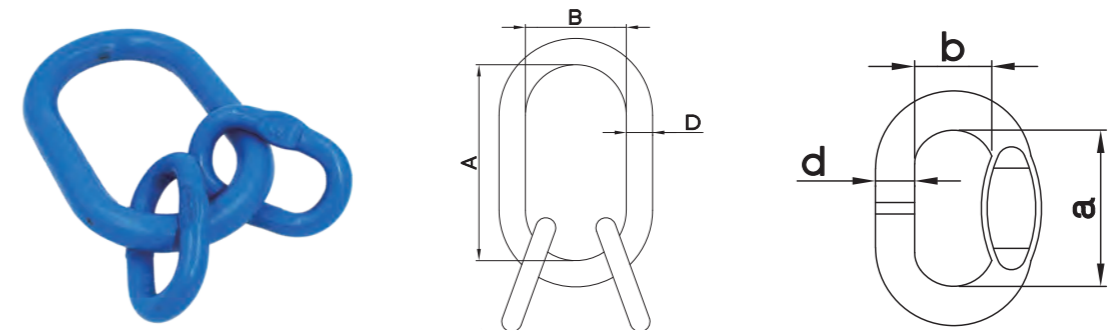
Item No.	Size (mm)	W.L.L (t)	B.L (t)	H (mm)	A (mm)	K (mm)	L (mm)	N.W. (kg)
G10-CL-1	6-10	1.4	5.6	7.6	14	44.5	60	0.08
G10-CL-2	8-10	2.5	10	10	18.5	61.5	84.5	0.18
G10-CL-3	10-10	4	16	12.6	23	72	97.2	0.34
G10-CL-4	13-10	6.7	26.8	16.8	27.5	89	127	0.68
G10-CL-5	16-10	10	40	21	33.5	103	145	1.22
G10-CL-6	20-10	16	64	24.5	42	116	175	2.13
G10-CL-7	22-10	19	76	27	48	135	193	3
G10-CL-8	26-10	26.5	106	32	61	164	228	5.15
G10-CL-9	32-10	39.3	157.2	40	80	194	274	9.5

G100 MASTER LINK WITH FLAT



Item No.	Size (mm)	W.L.L (t)	Dimensions(mm)			ChainΦ			N.W. (kg)
			A	B	D	1 Leg	2 Legs	3-4Legs	
G10-ML-1	5-10	1.4	80	50	10	5	5	/	0.14
G10-ML-2	6/7-10	2.3	110	60	13	6/7	6	5	0.34
G10-ML-3	8-10	3.5	110	60	16	8	7	/	0.53
G10-ML-4	10-10	5	135	75	18	10	8	6	0.86
G10-ML-5	13-10	7.6	160	90	23	13	10	7/8	1.6
G10-ML-6	16-10	10	180	100	27	16	13	10	2.46
G10-ML-7	19-10	14	200	110	33	19	16	13	4.14
G10-ML-8	22-10	25.1	260	140	36	22	19	16	6.22
G10-ML-9	26-10	30.8	340	180	45	26	22	/	12.85
G10-ML-10	32-10	40	350	190	50	32	26	19/22	16.55
G10-ML-11	56-10	60	400	200	60	/	32	26	27.01
G10-ML-12	72-10	81.5	460	250	70	/	/	32	45

G100 MASTER LINK ASSEMBLY WITH FLAT



Item No.	Size (mm)	W.L.L (t)	A (mm)	B (mm)	D (mm)	a (mm)	b (mm)	d (mm)	N.W. (kg)
G10-MLS-1	6-10	3	135	75	19	54	25	13	1.3
G10-MLS-2	8-10	5.3	160	90	23	70	34	16.5	2.33
G10-MLS-3	10-10	8	180	100	27	85	40	19	3.7
G10-MLS-4	13-10	14	200	110	33	115	50	23	6.5
G10-MLS-5	16-10	21.2	260	140	36	140	65	27	10.1
G10-MLS-6	20-10	33.6	350	190	50	150	70	33	22.8
G10-MLS-7	22-10	39.9	350	190	50	180	100	36	26

SPARE PARTS

TAG

SPARE PARTS

HEAVY DUTY SAFETY LATCH FOR SLING HOOKS
INCLUDE SPRING AND PIN



Include Spring And Pin	
Size (mm)	Weight (kg)
5/6	0.04
7/8	0.05
10	0.1
13	0.2
16	0.3
18/20	0.4
22	0.6

LATCH FOR EYE HOOKS



Size (mm)	Weight (kg)
6	0.04
7/8	0.05
10	0.1
13	0.2
16	0.3
18/20	0.4
22	0.6

PIN FOR CONNECTING LINK



Size (mm)	Weight (kg)
6	0.01
7/8	0.02
10	0.05
13	0.10
16	0.15
18/20	0.30
22	0.46
26	0.60

LOAD PIN FOR CLEVIS TYPE HOOKS
INCLUDE SPRING AND PIN



Size (mm)	Weight (kg)
6	0.01
7/8	0.02
10	0.04
13	0.08
16	0.16
18/20	0.28
22	0.36

TRIGGER KITS FOR SELF-LOCKING HOOKS



Include Spring And Pin	
Size (mm)	Weight (kg)
6	0.02
7/8	0.03
10	0.05
13	0.1
16	0.18
18/20	0.38

SPRING PIN



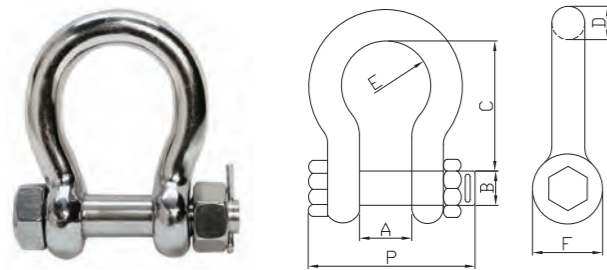
Size (mm)	Weight (kg)
5/6	0.01
7/8	0.02
10	0.05
13	0.10
16	0.15
18/20	0.30
22	0.46
24/26	0.60

TAG(ALU,METAL,STAINLESS STEEL,PLASTIC)



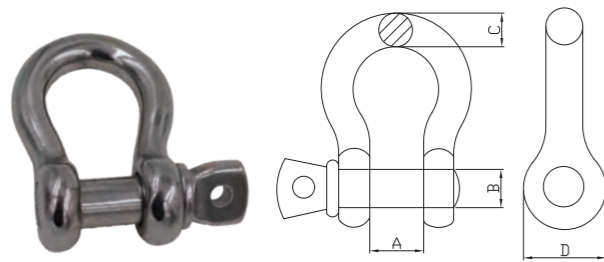
STAINLESS STEEL RIGGING

S. S COMMERCIAL BOW SHACKLE AISI304 OR 316



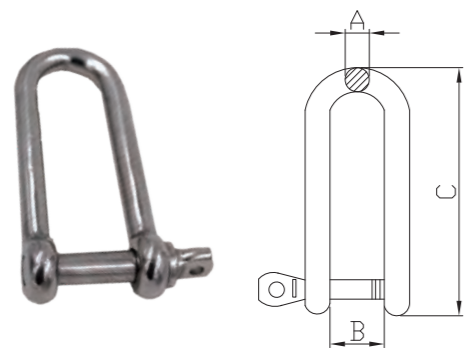
Size	WLL	A	B	C	D	E	F	P	Weight
inch	(tons)	(mm)	(mm)	(mm)	(mm)	(mm)	(mm)	(mm)	kg/pc
1/2	2	20.6	16	47.8	12.7	33.3	30.2	71.1	0.36
5/8	3.25	26.9	19.1	60.5	16	42.9	38.1	89.7	0.76
3/4	4.75	31.8	22.4	71.4	19.1	50.8	45	103.4	1.23
7/8	6.5	36.6	25.4	84.1	22.4	57.9	53.1	119.6	1.79
1	8.5	42.9	28.7	95.3	25.4	68.3	60.5	134.9	2.57
1 1/8	9.5	46	31.8	108	28.7	73.9	68.3	149.9	3.75
1-1/4	12	51.6	35.1	119.1	31.8	82.6	76.2	165.4	5.31
1-3/8	13.5	57.2	38.1	133.4	35.1	92.2	84.1	183.1	7.18
1-1/2	17	60.5	41.4	140.1	38.1	98.6	92.2	196.3	9.43
1-3/4	25	73.2	50.8	177.8	44.5	127	106.4	229.8	15.38
2	35	82.6	57.2	196.9	50.8	146.1	122.2	264.4	23.7
2-1/2	55	104.9	70	266.7	66.5	184.2	144.5	344.4	44.57
3	85	127	82.6	330.2	76.2	200.2	165.1	419.1	69.35
3-1/2	120	133.4	95.3	371.6	91.9	228.6	203.2	482.6	120.2

S.S. SCREW PIN BOW SHACKLE U. S TYPE AISI304 OR 316



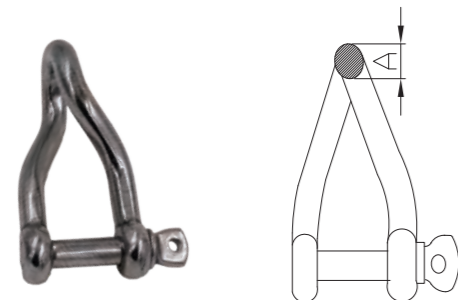
Nominal	Dimensions (in.)			
Size	A	B	C	D
3/16	0.38	0.25	0.19	0.56
1/4	0.47	0.31	0.25	0.61
5/16	0.53	0.38	0.31	0.75
3/8	0.66	0.44	0.38	0.91
7/16	0.75	0.5	0.44	1.06
1/2	0.81	0.63	0.5	1.19
5/8	1.06	0.75	0.69	1.50
3/4	1.25	0.88	0.81	1.81
7/8	1.44	1	0.97	2.09
1	1.69	1.13	1.06	2.38

S.S LONG DEE SHACKLE AISI304 OR 316



Size	A	B	C
(mm)	(mm)	(mm)	(mm)
4	4	8	30
5	5	10	38
6	6	12	45
8	8	16	62
10	10	20	75
12	12	24	90
16	16	32	120

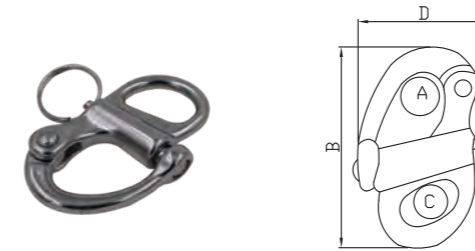
S.S. TWIST SHACKLE AISI304 OR 316



Size		A
(mm)	(inch)	(mm)
5	3/16	5
6	1/4	6
8	5/16	8
10	3/8	10
12	1/2	12

STAINLESS STEEL RIGGING

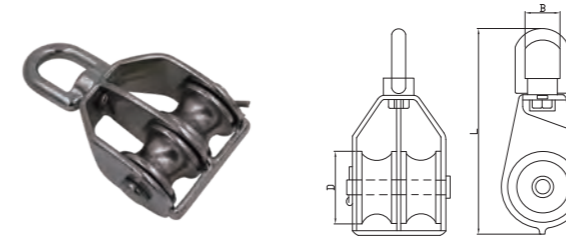
S.S. FIXED SNAP SHACKLE



- S.S. Fixed Snap Shackle
- AISI 304 or 316

Size	A	B	C	D
(mm)	(mm)	(mm)	(mm)	(mm)
12	12	54	10	33
16	16	70	12	40
22	22	95	16	60

S.S. SWIVEL EYE PULLEY, DOUBLE SHEAVE



- S.S. Swivel Eye Pulley, Double Sheave
- AISI 304 or 316

WLL	D	Wire	L	B
(tons)	(mm)	(mm)	(mm)	(mm)
0.15	25	6	83	15
0.25	32	8	97	16
0.4	50	10	127	20


S.S. SWIVEL EYE PULLEY, SINGLE SHEAVE



- S.S. Swivel Eye Pulley, Single Sheave
- AISI 304 or 316

WLL	D	Wire	L	B
(tons)	(mm)	(mm)	(mm)	(mm)
0.15	25	6	83	15
0.25	32	8	97	16
0.4	50	10	127	20

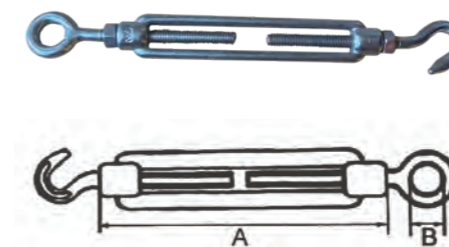
S.S. TURNBUCKLE, JAW AND JAW



- S.S. Turnbuckle, Jaw and Jaw
- AISI 304 or 316

Size	A	B	C
(mm)	(mm)	(mm)	(mm)
(mm)	6	9	80
M6	7.5	10	95
M8	10	11	105
M10	12	13	125
M12	14	20	150
M16	16	26	190
M20	20	30	210

DIN1480 TYPE TURNBUCKLE EYE AND HOOK

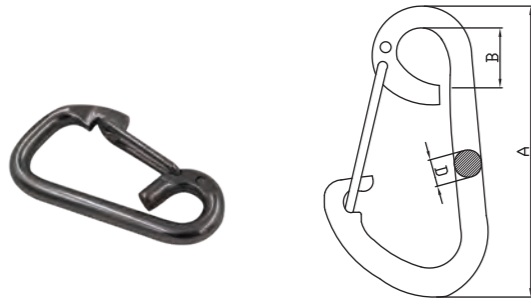


- DIN 1480 Type Turnbuckle Eye and Hook
- AISI 304 or 316

Size	A	B
(mm)	(mm)	(mm)
5	70	8
6	110	9
8	110	10
10	125	14
12	125	16
14	140	18
16	170	22
20	200	24

STAINLESS STEEL RIGGING

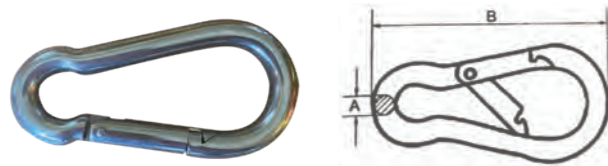
S.S. SPRING SNAP HOOK



- S.S. Spring Snap Hook
- AISI 304 or 316

Size (mm)	A (mm)	B (mm)	D (mm)
5	50	6	5
6	60	9	6
8	80	12	8
10	100	15	10
12	120	18	12
16	16	26	190
20	20	30	210


S.S. SNAP HOOK



- S.S. Snap Hook
- AISI 304 or 316

Size (mm)	A (mm)	B (mm)
4x40	4	40
5x50	5	50
6x60	6	60
7x70	7	70
8x80	8	80
9x90	9	90
10x100	10	100
11x120	11	120
12x140	12	140
13x160	13	160

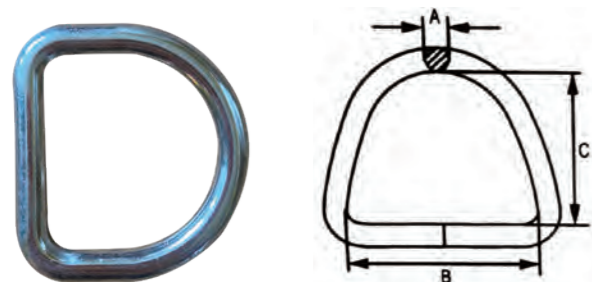
S.S. WELDED ROUND RING



- S.S. Welded Round Ring
- AISI 304 or 316

A (mm)	L (mm)	A (mm)	L (mm)
3	25	6	50
4	25	6	60
4	30	7	35
5	30	8	40
5	40	8	50
5	50	10	50
6	30	10	70
6	40	10	70

S.S. WELDED "D" RING

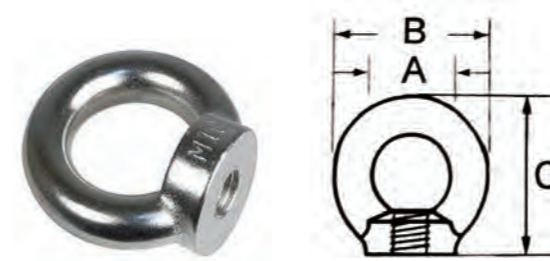


- S.S. Welded "D" Ring
- AISI 304 or 316

A (mm)	B (mm)	C (mm)
3	25	22
4	25	22
4	30	27
5	30	27
5	40	37
6	40	37
6	50	47
8	40	37
8	50	47
10	50	47

STAINLESS STEEL RIGGING


S.S. EYE NUT DIN582



- S.S. Eye Nut DIN582
- AISI 304 or 316

Size (mm)	A (mm)	B (mm)	C (mm)
6	20	36	36
8	20	36	36
10	25	45	45
12	30	54	53
16	35	63	62
20	40	72	71
24	50	90	90

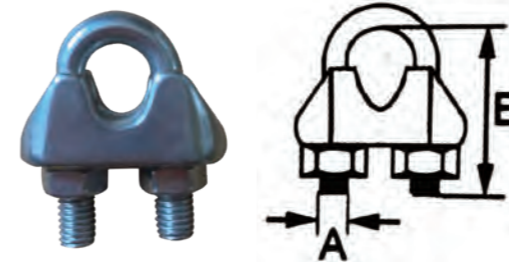
S.S. EYE SCREW DIN580



- S.S. Eye Screw DIN580
- AISI 304 or 316

Size (mm)	A (mm)	B (mm)	C (mm)
6	20	36	36
8	20	36	36
10	25	45	45
12	30	54	53
16	35	63	62
20	40	72	71
24	50	90	90

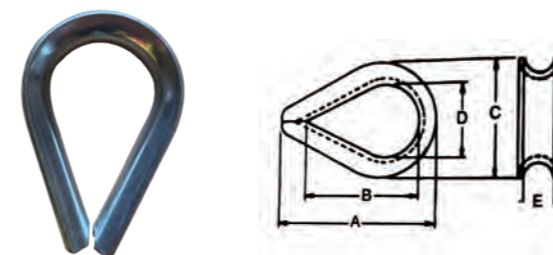
S.S. DIN 741 WIRE ROPE CLIP



- S.S. DIN 741 Wire Rope Clip
- AISI 304 or 316

Rope (mm)	Size (inch)	A (mm)	B (mm)
3	1/8	4	16.60
5	3/16	5	19.65
6	1/4	5	23.65
8	5/16	6	28.85
10	3/8	8	35.00
12	1/2	8	37.00
14	9/16	10	48.24
16	5/8	12	52.50

S.S.G411 STANDARD WIRE ROPE THIMBLE U.S.TYPE

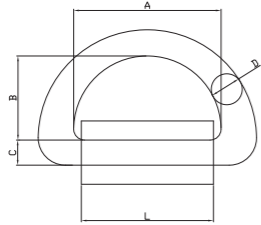


- S.S. G411 Standard Wire Rope Thimble U.S. Type
- AISI 304 or 316

Rope Dia. (in.)	Dimensions(in.)				
	A	B	C	D	E
1/8	1.94	1.31	1.06	0.69	0.16
3/16	1.94	1.31	1.06	0.69	0.22
1/4	1.94	1.31	1.06	0.69	0.28
5/16	2.13	1.5	1.25	0.81	0.34
3/8	2.38	1.63	1.47	0.94	0.41
1/2	2.75	1.88	1.75	1.13	0.53
5/8	3.5	2.25	2.38	1.38	0.66
3/4	3.75	2.5	2.69	1.63	0.78

D-RINGS

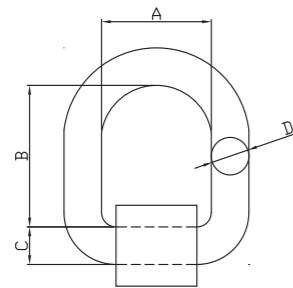
DR001



- Forged carbon steel
- Quenched & tempered

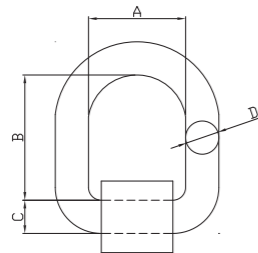
Item No.	Dimensions(mm)					M.B.S (ton)
	A	B	C	D	L	
DR001-25T	170	69	25	20	112	25
DR001-30T	144	58	24	21	88	30
DR001-36T(SMALL)	165	66.5	35	24	100	36
DR001-36T(LARGE)	208	76	30	23	130	36
DR001-41T	225	87	48	26	143	41
DR001-50T	227	86	48	27	137	50
DR001-50T	220	90	40	27	123	50
DR001-60T	240	90	37	27	139	60

DR002



Item No.	Dimensions				M.B.S (ton)
	A	B	C	D(mm)	
DR002-5.5T	3-1/2"	3-1/2"	1/2"	7.5	5.5
DR002-8T	4-1/4"	4-1/4"	5/8"	10	8
DR002-10T	5-1/2"	5"	1"	20	10
DR002-12T	4-1/2"	4-1/2"	3/4"	10	12
DR002-13T	6-1/2"	5.7"	1"	15	13
DR002-20T	6-1/2"	5.7"	1"	15	20
DR002-21T	5"	5"	1"	11	21
DR002-21T	6"	5"	1"	11	21

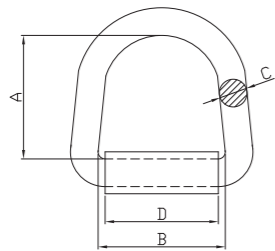
DR003



Item No.	Dimensions(mm)				M.B.S (ton)
	A	B	C	D	
DR003-21T	6"	5"	1"	11mm	21

- Forged carbon steel
- Quenched & tempered

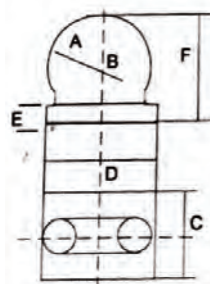
DR004



Item No.	Dimensions(mm)				M.B.S (ton)
	A	B	C	D	
DR004-1T	52	41	13	37	1
DR004-2T	60	42	14	40	2
DR004-3T	60	45	17	42.5	3
DR004-5T	74	55	22	61	5
DR004-8T	88	70	26.5	70.5	8
DR004-15T	120	97	34	90	15
DR004-20T	87	90	18	80	20

- Rectangular base eye plates

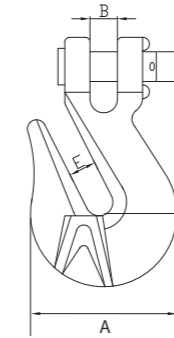
DR005



Item No.	Size (in)	Dimensions(mm)						Proof Text (tannes)	Weight (kgs)
		A	B	C	D	E	F		
DR005-2T	3/8"	10	20	25	45	6	38	2	0.14
DR005-3.5T	1/2"	12.5	25	35	60	8	50	3.5	0.31
DR005-5.5T	5/8"	16	32	45	70	10	64	5.5	0.45
DR005-7.5T	3/4"	19	38	50	85	12	76	7.5	0.79
DR005-9.6T	7/8"	22	44	61	102	12	88	9.6	1.36
DR005-13T	1"	25	50	70	115	16	100	13	1.82
DR005-15.75T	1-1/8"	28	56	76	130	18	114	15.75	2.95
DR005-19.5T	1-1/4"	32	64	85	145	19	128	19.5	3.86
DR005-29T	1-1/2"	38	76	100	170	22	152	29	6.58
DR005-38.25T	1-3/4"	44	89	121	200	27	178	38.25	18
DR005-50T	2"	51	102	137	229	30	203	50	25

G70 HOOK

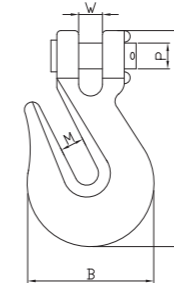
AUSTRALIAN CLEVIS GRAB HOOK



- Forged carbon steel, quenched and tempered

Item No.	Chain Size (mm)	Dimensions (mm)					Approx S.W.L. (tons)
		A	R	E	P	B	
G70AGH-2.3T	6	47	85	9.5	7.8	8	2.3
G70AGH-3.8T	7-8	57	100	12	9.4	12	3.8
G70AGH-6T	10	69	114	13	11	13	6.0
G70AGH-9T	13	84	143	17	14.5	16	9.0

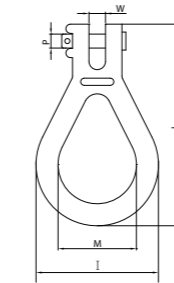
AUSTRALIAN CLEVIS SLIP HOOK



- Forged carbon steel, quenched and tempered

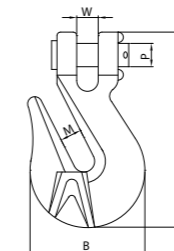
Item No.	Chain Size (mm)	Dimensions (mm)					Approx S.W.L. (tons)
		B	L	M	P	W	
G70ASH-2.3T	6	70	100	24	7.9	8	2.3
G70ASH-3.8T	7-8	78	112	27	9.4	12	3.8
G70ASH-6T	10	89	126	32	11	13	6.0
G70ASH-9T	13	126	178	44	14.5	16	9.0

G70 CLEVIS LUG LINK



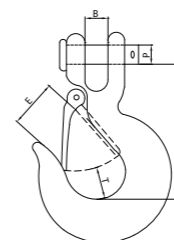
Item No.	Chain Size (mm)	Dimensions(mm)					Approx S.W.L. (tons)
		I	L	M	P	W	
G70LL-3.8T	8	80	140	54	9.4	9	3.8
G70LL-6T	10	80	142	54	11	11	6
G70LL-9T	13	120	203	60	17	17.5	9

G70 CLEVIS GRAB HOOK



Item No.	Size Of Chain	Working Load Limit (Lbs)		Dimensions (in)				
		H-330	A-330	P	M	W	L	B
G70GH-1	1/4"	2,600	3,600	0.36	0.4	0.38	1.97	0.79
G70GH-2	5/16"	3,900	5,400	0.4	0.44	0.44	2.26	0.79
G70GH-3	3/8"	5,400	7,500	0.48	0.5	0.47	2.63	1.02
G70GH-4	7/16"	7,200	10,000	0.66	0.56	0.56	2.75	1.06
G70GH-5	1/2"	9,200	12,750	0.75	0.66	0.63	3.19	1.38
G70GH-6	5/8"	12,750	19,000	0.91	0.78	0.75	4.09	/
G70GH-7	3/4"	18,500	27,000	0.94	0.94	0.88	4.63	/

CLEVIS SLIP HOOK

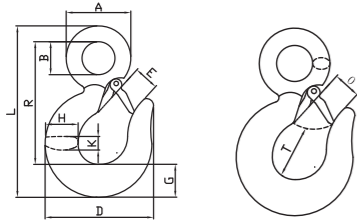


width latch available

Item No.	Size of Chain	Working Load Limit (lbs)		Dimensions (in)				
		H-331	A-331	B	E	P	R	T
G70SH-1	1/4"	1,950	2,750	0.44	0.79	0.38	2.56	0.79
G70SH-2	5/16"	2,875	4,300	0.5	0.93	0.44	2.87	0.79
G70SH-3	3/8"	4,000	5,250	0.59	1.14	0.47	3.25	1.02
G70SH-4	7/16"	5,000	7,000	0.66	1.18	0.56	3.7	1.06
G70SH-5	1/2"	6,500	9,000	0.75	1.42	0.63	4	1.38
G70SH-6	5/8"	9,250	13,500	0.91	2	0.75	4.94	/
G70SH-7	3/4"	12,500	19,250	1.31	2.5	1	6.09	/

G70 HOOK

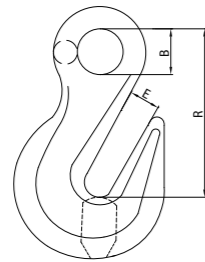
EYE HOOK



- Forged quenched & tempered
- Proof load is 2 times working load limit
- Ultimate load is 5 times working load limit
- 320C-Carbon steel;320A-Alloy steel

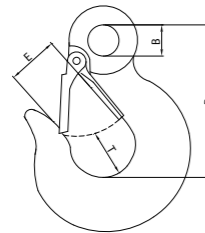
Item No.	WLL Metric (tons)		Dimensions(in)										
	320C	320A	A	B	D	E	G	H	K	L	R	T	O
G7-EHL-1	3/4	1	1.47	0.75	2.88	0.94	0.75	0.81	0.56	4.34	3.22	0.81	0.88
G7-EHL-2	1	1-1/2	1.75	0.91	3.19	1.03	0.84	0.94	0.62	4.94	3.66	0.81	0.97
G7-EHL-3	1-1/2	2	2.03	1.12	3.62	1.06	1.00	1.16	0.75	5.56	4.09	0.84	1.00
G7-EHL-4	2	3	2.41	1.25	4.09	1.22	1.12	1.31	0.84	6.40	4.69	1.19	1.12
G7-EHL-5	3	4-1/2	2.94	1.56	4.94	1.50	1.44	1.62	1.12	7.91	5.75	1.38	1.34
G7-EHL-6	5	7	3.81	2.00	6.50	1.88	1.81	2.06	1.38	10.09	7.38	1.78	1.69
G7-EHL-7	7-1/2	11	4.69	2.44	7.56	2.25	2.25	2.62	1.62	12.44	9.06	2.12	2.06
G7-EHL-8	10	15	5.38	2.84	8.37	2.66	2.59	2.94	2.19	14.05	10.19	2.62	2.27
G7-EHL-9	15	22	6.63	3.50	10.31	3.46	2.99	3.50	2.69	17.09	12.53	2.83	3.02

EYE GRAB HOOK



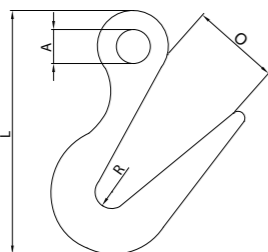
Item No.	Size Of Chain	Working Load Limit (lbs)		Dimensions (in)		
		H-323	A-323	B	E	R
G70EGH-1	1/4"	2,600	3,600	0.5	0.34	1.97
G70EGH-2	5/16"	3,900	5,400	0.56	0.44	2.25
G70EGH-3	3/8"	5,400	7,500	0.66	0.5	2.56
G70EGH-4	7/16"	7,200	10,000	0.75	0.56	2.94
G70EGH-5	1/2"	9,200	12,750	0.88	0.66	3.38
G70EGH-6	5/8"	12,750	19,000	1.06	0.78	4.11
G70EGH-7	3/4"	18,500	27,000	1.38	0.94	5.16

EYE SLIP HOOK



Item No.	Size Of Chain	Working Load Limit (Lbs)		Dimensions (in)			
		H-324	A-324	B	E	R	T
G70ESH-1	1/4"	1,950	2,750	0.5	0.75	2.56	0.79
G70ESH-2	5/16"	2,875	4,300	0.63	0.88	2.95	0.79
G70ESH-3	3/8"	4,000	5,250	0.72	1.1	3.36	1.02
G70ESH-4	7/16"	5,000	7,000	0.81	1.25	3.88	1.06
G70ESH-5	1/2"	6,500	9,000	0.94	1.38	4.28	1.3
G70ESH-6	5/8"	9,250	13,500	1.13	2	5.22	/
G70ESH-7	3/4"	12,500	19,250	1.38	2.13	5.8	/

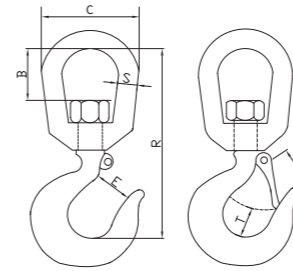
SORTING HOOK



Item No.	ZHG70-SH-1
Working Load Limit At Tip(tons)	2
Working Load Limit At Bottom(tons)	7-1/2
Overall Length	L 9-11/16
Dia Of Eye	A 1-3/8
Opening At Top Of Hook	O 2-13/16
Radius At Bottom Of Hook	R 5/8"

G70 HOOK

SWIVEL HOOK



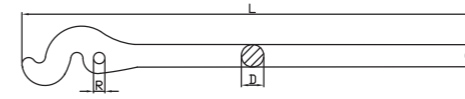

Item No.	Working Load Limit (Lbs)			Dimensions (in)					
	322C	322A	B	C	E	R	S	T	O
G70SH-1	3/4	1	1-5/16	1-1/4	1-5/16	4-15/32	3/8	13/16	7/8
G70SH-2	1	1-1/2	1-5/16	1-1/2	1-1/32	5-9/32	1/2	13/16	31/32
G70SH-3	1-1/2	2	1-5/8	1-3/4	1-1/16	6-1/64	5/8	27/32	1
G70SH-4	2	3	1-9/16	1-3/4	1-7/32	6-3/8	5/8	1-3/16	1-1/8
G70SH-5	3	4-1/2	1-3/4	2	1-1/2	7-13/32	3/4	1-3/8	1-11/32
G70SH-6	5	7	5-5/16	2-1/2	1-7/8	9-19/32	1	1-25/32	1-11/16
G70SH-7	7-1/2	11	2-3/8	2-3/4	2-1/4	11-1/8	1-1/8	2-1/8	2-1/16
G70SH-8	10	15	2-13/16	3-1/8	2-1/2	11-15/16	1-1/4	2-1/2	2-1/4

CLEVIS HOOK FOR G80 LASHING CHAIN



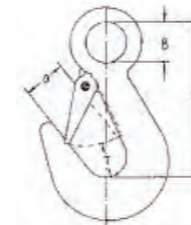
Item No.	M.B.S	O.L.	O.W.	N.W.
	(lbs)	(mm)	(mm)	(lbs)
ZHG70-CHF-1	22000	142	90	0.53
ZHG70-CHF-2	34000	174	110	0.86
ZHG70-CHF-3	44000	205	132	1.34

TENSION LEVER ASSEMBLY



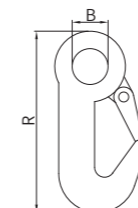
Item No.	Size	M.B.S	Dimensions(mm)		
	(mm)	(ton)	D	L	R
G70TL-10T	9	10	22	600	13
G70TL-15T	11	15	25	600	13
G70TL-20T	13	20	28	600	13

TRAILER HOOK FOR WINCH-1



Item No.	Size (in)	Dimensions (in)				Breaking Strength (kg)	N.W. (kg)
		B	R	O	T		
G70TH-3T	3/4	0.75	2.81	0.71	0.59	3000	0.25

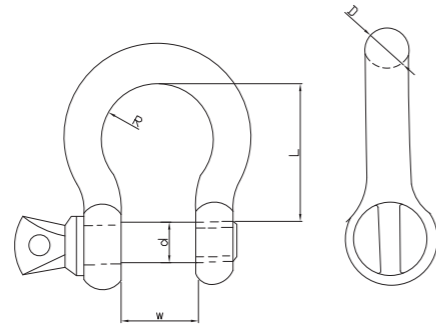
TRAILER HOOK FOR WINCH-2



Item No.	Size (in)	Dimensions (in)		M.B.S (kg)	N.W. (kg)
		B	R		
G70TH-2.5T	3/4	0.72	2.57	2500	0.16

SHACKLE

COMMERCIAL GALV.BOW SHACKLE

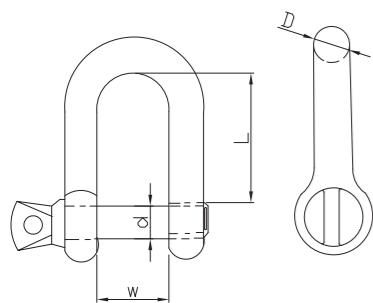


- Material: 1.C15
2.C45

Item No.	Size	W.L.L. (t)	W (mm)	L (mm)	D (mm)	d (mm)	R (mm)
ZHCBS-1	5	0.08	10	19.5	5	5	15
ZHCBS-2	6	0.1	12	24	6	6	18
ZHCBS-3	8	0.2	16	32	8	8	24
ZHCBS-4	10	0.32	20	40	10	10	30
ZHCBS-5	11	0.4	22	44.5	11	11	33
ZHCBS-6	12	0.52	25	49	12	12	36
ZHCBS-7	14	0.65	28	59	14	14	42
ZHCBS-8	16	0.8	32	64	16	16	48
ZHCBS-9	18	1	36	71	18	18	54
ZHCBS-10	20	1.1	38	80	19	20	60
ZHCBS-11	22	1.5	44	85	22	22	66
ZHCBS-12	25	2.1	50	100	25	24	75
ZHCBS-13	28	3	56	116	28	27	86
ZHCBS-14	32	3.5	64	129	32	33	96
ZHCBS-15	38	5	76	151	38	39	114

COMMERCIAL GALV.DEE SHACKLE

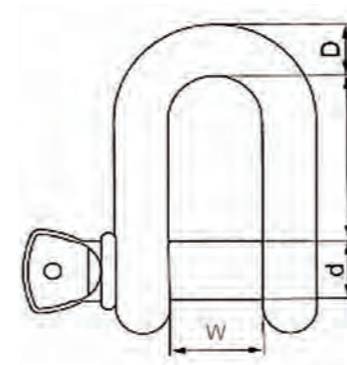
- Material: 1.C15
2.C45



Item No.	Size	W.L.L. (t)	W (mm)	L (mm)	D (mm)	d (mm)
ZHCDS-1	4	-	8	14	4	4
ZHCDS-2	5	0.08	10	19	5	5
ZHCDS-3	6	0.1	12	24	6	6
ZHCDS-4	8	0.2	16	32	8	8
ZHCDS-5	10	0.32	20	40	10	10
ZHCDS-6	11	0.4	22	44	11	11
ZHCDS-7	12	0.52	25	48	12	12
ZHCDS-8	14	0.645	28	56	14	14
ZHCDS-9	16	0.8	32	64	16	16
ZHCDS-10	18	1	36	71	18	18
ZHCDS-11	20	1.1	44	76	19	20
ZHCDS-12	22	1.5	44	85	22	22
ZHCDS-13	25	2.1	50	95	25	24
ZHCDS-14	28	3	56	106	28	27
ZHCDS-15	32	3.5	64	120	32	33
ZHCDS-16	35	4	70	130	36	36
ZHCDS-17	38	5	76	145	38	39
ZHCDS-18	42	6	76	145	42	42
ZHCDS-19	45	7	80	155	45	45
ZHCDS-20	50	8	90	175	50	52

SHACKLE

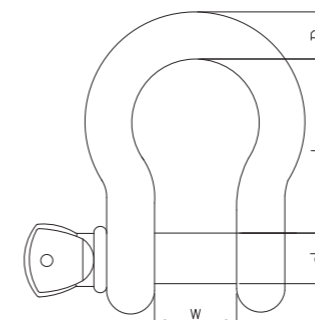
GRADE S DEE SHACKLE WITH SCREW PIN AS2741



- Hot dipped galvanized.
- Body forged carbon steel, and pin forged alloy steel.
- Proof load is 2.2 Times working load limit.
- Ultimate load is 6 times working load limit.

Item No.	Size (mm)	W.L.L. (t)	W (mm)	L (mm)	D (mm)	d (mm)
ZHAS2741D-SCREW-1	6	0.5	12	22	6	8
ZHAS2741D-SCREW-2	8	0.75	13	26	8	10
ZHAS2741D-SCREW-3	10	1	17	32	10	11
ZHAS2741D-SCREW-4	11	1.5	18	37	11	13
ZHAS2741D-SCREW-5	13	2	21	41	13	16
ZHAS2741D-SCREW-6	16	3.2	27	51	16	19
ZHAS2741D-SCREW-7	19	4.7	32	60	19	22
ZHAS2741D-SCREW-8	22	6.5	37	71	22	25
ZHAS2741D-SCREW-9	25	8.5	43	81	25	29
ZHAS2741D-SCREW-10	29	9.5	46	90	29	32
ZHAS2741D-SCREW-11	32	12	52	100	32	35
ZHAS2741D-SCREW-12	35	13.5	57	113	35	38
ZHAS2741D-SCREW-13	38	17	60	124	38	41
ZHAS2741D-SCREW-14	44	25	73	146	44	51
ZHAS2741D-SCREW-15	51	35	83	171	51	57

GRADE S BOW SHACKLE WITH SCREW PIN AS2741

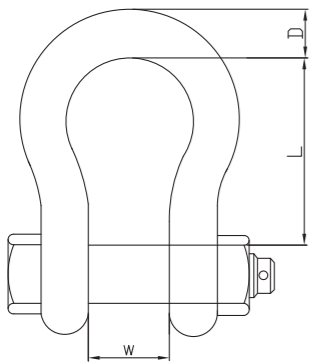



- Hot dipped galvanized.
- Body forged carbon steel, and pin forged alloy steel.
- Proof load is 2.2 Times working load limit.
- Ultimate load is 6 times working load limit.

Item No.	Size (mm)	SWL (t)	W (mm)	L (mm)	D (mm)	d (mm)
ZHAS2741B-SCREW-1	6	0.5	12	29	6	8
ZHAS2741B-SCREW-2	8	0.75	13	31	8	10
ZHAS2741B-SCREW-3	10	1	17	37	10	11
ZHAS2741B-SCREW-4	11	1.5	18	43	11	13
ZHAS2741B-SCREW-5	13	2	21	48	13	16
ZHAS2741B-SCREW-6	16	3.2	27	61	16	19
ZHAS2741B-SCREW-7	19	4.7	32	72	19	22
ZHAS2741B-SCREW-8	22	6.5	37	84	22	25
ZHAS2741B-SCREW-9	25	8.5	43	95	25	29
ZHAS2741B-SCREW-10	29	9.5	46	108	29	32
ZHAS2741B-SCREW-11	32	12	52	119	32	35
ZHAS2741B-SCREW-12	35	13.5	57	133	35	38
ZHAS2741B-SCREW-13	38	17	60	146	38	41
ZHAS2741B-SCREW-14	44	25	73	178	44	51
ZHAS2741B-SCREW-15	51	35	83	197	51	57
ZHAS2741B-SCREW-16	63	55	105	267	63	70

SHACKLE

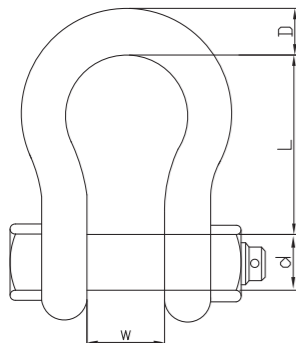
GRADE S DEE SHACKLE WITH SAFETY PIN AS2741



- Hot dipped galvanized.
- Body forged carbon steel, and pin forged alloy steel.
- Proof load is 2.2 Times working load limit.
- Ultimate load is 6 times working load limit.

Item No.	Size	W.L.L.	W	L	D
	(mm)	(t)	(mm)	(mm)	(mm)
ZHAS2741D-SAFETY- 1	13	2	21	41	13
ZHAS2741D-SAFETY- 2	16	3.2	27	51	16
ZHAS2741D-SAFETY- 3	19	4.7	32	60	19
ZHAS2741D-SAFETY- 4	22	6.5	37	71	22
ZHAS2741D-SAFETY- 5	25	8.5	43	81	25
ZHAS2741D-SAFETY- 6	29	9.5	46	90	29
ZHAS2741D-SAFETY- 7	32	12	52	100	32
ZHAS2741D-SAFETY- 8	35	13.5	57	113	35
ZHAS2741D-SAFETY- 9	38	17	60	124	38
ZHAS2741D-SAFETY- 10	44	25	73	146	44
ZHAS2741D-SAFETY- 11	51	35	83	171	51

GRADE S BOW SHACKLE WITH SCREW PIN AS2741



- Hot dipped galvanized.
- Body forged carbon steel, and pin forged alloy steel.
- Proof load is 2.2 Times working load limit.
- Ultimate load is 6 times working load limit.

Item No.	Size	W.L.L.	D	d	W	L
	(mm)	(t)	(mm)	(mm)	(mm)	(mm)
ZHAS2741B-SAFETY-1	13	2	13	16	21	48
ZHAS2741B-SAFETY-2	16	3.2	16	19	27	61
ZHAS2741B-SAFETY-3	19	4.7	19	22	32	72
ZHAS2741B-SAFETY-4	22	6.5	22	25	37	84
ZHAS2741B-SAFETY-5	25	8.5	25	29	43	95
ZHAS2741B-SAFETY-6	29	9.5	29	32	46	108
ZHAS2741B-SAFETY-7	32	12	32	35	52	119
ZHAS2741B-SAFETY-8	35	13.5	35	38	57	133
ZHAS2741B-SAFETY-9	38	17	38	41	60	146
ZHAS2741B-SAFETY-10	44	25	44	51	73	178
ZHAS2741B-SAFETY-11	51	35	51	57	83	197
ZHAS2741B-SAFETY-12	63	55	63	70	105	267

SHACKLE DIN 82101



With screw collar pin

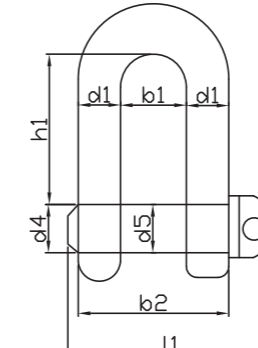
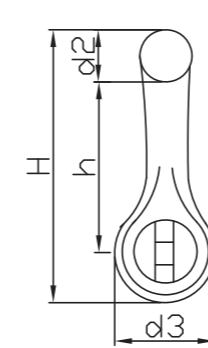


With counter sunk screw pin

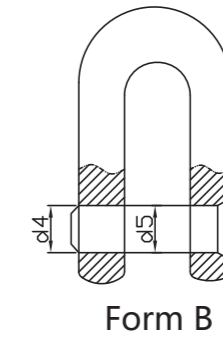


With safety pin

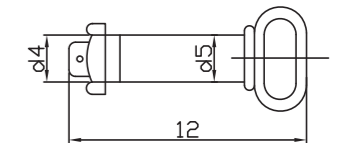
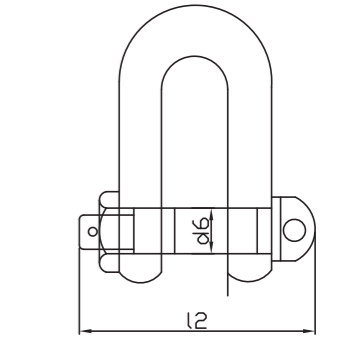
- Material: high tensile steel
- Finish: self coloured or hot galvanized
- Safety factor: MBL equals 4xWLL



Form A



Form B



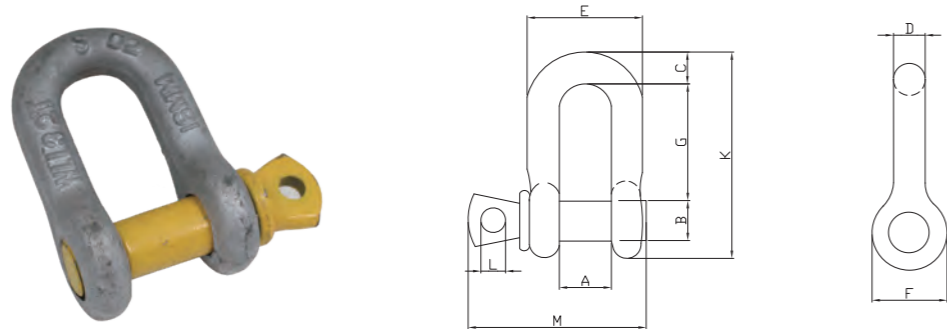
Form C

Item No	Nominal Size			Working Load Limit		Dimensions															Weight		
	A	B	C	(t)	(kn)	(mm)															(kg)		
ZHSD82101-1	0.1	-	-	0.1	1	b1	b2	d1	d2	d3	d4	d5	d6	H	h1	h	l1	l2	A	B	C		
ZHSD82101-2	0.16	-	-	0.16	1.6	7	15	4	5	10	M5	5	5.3-0.1	28	15.5	18	24	-	0.013	-	-		
ZHSD82101-3	0.25	-	-	0.25	2.5	8	18	5	6	12	M6	6	6.4-0.1	33	18	21	28	-	0.024	-	-		
ZHSD82101-4	0.4	0.4	0.4	0.4	4	11	25	7	8	16	M8	8	8.4-0.2	44	24	28	38	-	0.045	-	-		
ZHSD82101-5	0.6	0.6	0.6	0.63	6.3	14	31	8	10	20	M10	10	10.5-0.3	55	30	35	45	58	0.09	0.085	0.1		
ZHSD82101-6	1	1	1	1	10	17	39	10	12	24	M12	12	13-0.5	66	36	42	53	66	0.178	0.165	0.18		
ZHSD82101-7	1.6	1.6	1.6	1.6	16	21	49	13	15	32	M16	16	17-0.5	88	49	57	64	80	0.36	0.34	0.39		
ZHSD82101-8	2	2	2	2	20	27	63	17	19	40	M20	20	21-0.5	110	61	71	85	100	0.75	0.72	0.8		
ZHSD82101-9	2.5	2.5	2.5	2.5	25	30	70	19	21	44	M22	22	23-0.5	121	67	78	93	110	1	0.96	1.08		
ZHSD82101-10	3	3	3	3.15	31.5	33	78	21	23	48	M24	24	25-0.5	132	73	85	103	122	1.32	1.25	1.4		
ZHSD82101-11	4	4	4	4	40	33	90	24	26	64	M27	27	23-0.5	150	83.5	97	120	140	1.85	1.75	2		
ZHSD82101-12	5	5	5	5	50	42	100	27	29	60	M30	30	31-0.5	165	91	106	130	150	2.5	2.4	2.7		
ZHSD82101-13	6	6	6	6.3	63	47	111	30	33	72	M36	36	37-0.5	198	111	129	144	172	4	3.8	4.3		
ZHSD82101-14	8	8	8	8	80	53	126	34	37	78	M39	39	40-0.5	215	119.5	139	160	190	5.4	5.2	5.8		
ZHSD82101-15	10	10	10	10	100	60	142	38	41	90	M45	45	46-0.5	248	139.5	162	182	217	7.9	7.6	8.5		
ZHSD82101-16	12	12	12	12.5	125	66	155	42	45	96	M48	48	Jan-50	264	147	171	200	235	10	9.7	10.8		
ZHSD82101-17	16	16	16	16	160	73	173	47	50	104	M52	52	Jan-54	286	158	184	216	254	13.5	13	14		
ZHSD82101-18	20	20	20	20	200	81	193	52	55	120	M60	60	Jan-62	330	185	215	245	285	19.2	19.1	20.5		
ZHSD82101-19	25	-	25	25	250	90	214	58	61	136	M68	68	Jan-70	374	211	245	270	311	28	27.5	29.5		
ZHSD82101-20	35	-	35	35	350	100	226	63	67	144	M72	72	Jan-74	396	221	257	324	371	34	-	36		

SHACKLE

US TYPE CHAIN SHACKLE WITH SCREW PIN G210

- SAFETY FACTOR 6:1
- Screw pin and round pin chain shackles meet the requirements of U.S. federal specification RR-C-271 Type IVB, Class 2, Grade A.
- Finish: hot dipped galvanized.

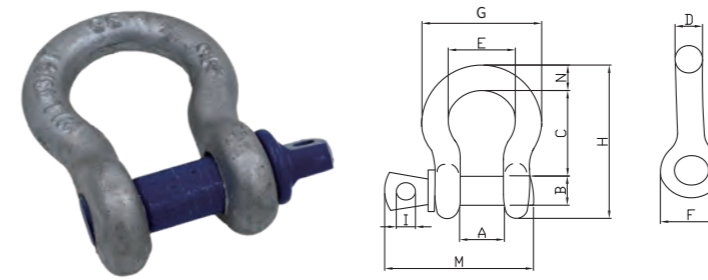


Item No.	Nominal Size	Working Load Limit	Dimensions(mm)										Weight Each (kg)
	(in.)		A	B	C	D	E	F	G	K	L	M	
ZHG210-1	1/4	1/2	11.9	7.85	6.35	6.35	24.6	15.5	22.4	40.4	4.85	35.1	0.05
ZHG210-2	5/16	3/4	13.5	9.65	7.85	7.85	29.5	19.1	26.2	48.5	5.6	42.2	0.08
ZHG210-3	3/8	1	16.8	11.2	9.65	9.65	35.8	23.1	31.8	58.5	6.35	51.5	0.13
ZHG210-4	7/16	1-1/2	19.1	12.7	11.2	11.2	41.4	26.9	36.6	67.5	7.85	60.5	0.2
ZHG210-5	1/2	2	20.6	16	12.7	12.7	46	30.2	41.4	77	9.65	68.5	0.27
ZHG210-6	5/8	3-1/4	26.9	19.1	15.7	15.7	58.5	38.1	51	95.5	11.2	85	0.57
ZHG210-7	3/4	4-3/4	31.8	22.4	20.6	20.6	70	46	60.5	115	12.7	101	1.2
ZHG210-8	7/8	6-1/2	36.6	25.4	24.6	24.6	81	53	71.5	135	12.7	114	1.43
ZHG210-9	1	8-1/2	42.9	28.7	25.4	25.4	93.5	60.5	81	151	14.2	129	2.15
ZHG210-10	1-1/8	9-1/2	46	31.8	31.8	31.8	103	68.5	91	172	16	142	3.06
ZHG210-11	1-1/4	12	51.5	35.1	35.1	35.1	115	76	100	191	17.5	156	4.11
ZHG210-12	1-3/8	13-1/2	57	38.1	38.1	38.1	127	84	111	210	19.1	174	5.28
ZHG210-13	1-1/2	17	60.5	41.4	41.1	41.1	137	92	122	230	20.6	187	7.23
ZHG210-14	1-3/4	25	73	51	54	54	162	106	146	279	25.4	231	12.1
ZHG210-15	2	35	82.5	57	57	51	184	122	172	312	31	263	19.2
ZHG210-16	2-1/2	55	105	70	70	66.5	238	145	203	377	35.1	330	32.5

SHACKLE

US TYPE HIGH TENSILE FORGED SHACKLE G209 S209

- SAFETY FACTOR: 6:1
- US type high tensile forged shackle G209 S209
- Screw pin and round pin chain shackles meet the requirements of U.S. federal specification RR-C-271 Type IVA. Class 2. Grade A.
- Finish: hot dipped galvanized.

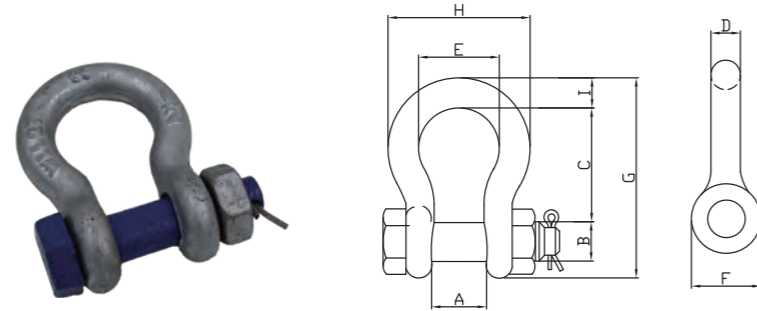


Item No.	Nominal Size	Working Load Limit	Dimensions(mm)											Weight Each (kg)
	(in.)		A	B	C	D	E	F	G	H	I	M	N	
ZHG209-1	3/16	1/3	9.65	6.35	22.4	4.85	15.2	14.2	24.9	37.3	4.06	28.4	4.85	0.03
ZHG209-2	1/4	1/2	11.9	7.85	28.7	6.35	19.8	15.5	32.5	46.7	4.85	35.1	6.35	0.05
ZHG209-3	5/16	3/4	13.5	9.65	31	7.85	21.3	19.1	37.3	53	5.6	42.2	7.85	0.09
ZHG209-4	3/8	1	16.8	11.2	36.6	9.65	26.2	23.1	45.2	63	6.35	51.5	9.65	0.14
ZHG209-5	7/16	1-1/2	19.1	12.7	42.9	11.2	29.5	26.9	51.5	74	7.85	60.5	11.2	0.17
ZHG209-6	1/2	2	20.6	16	47.8	12.7	33.3	30.2	58.5	83.5	9.65	68.5	12.7	0.33
ZHG209-7	5/8	3-1/4	26.9	19.1	60.5	16	42.9	38.1	74.5	106	11.2	85	17.5	0.62
ZHG209-8	3/4	4-3/4	31.8	22.4	71.5	19.1	51	46	89	126	12.7	101	20.6	1.07
ZHG209-9	7/8	6-1/2	36.6	25.4	84	22.4	58	53	102	148	12.7	114	24.6	1.64
ZHG209-10	1	8-1/2	42.9	28.7	95.5	25.4	68.5	60.5	119	167	14.2	129	26.9	2.28
ZHG209-11	1-1/8	9-1/2	46	31.8	108	29.5	74	68.5	131	190	16	142	31.8	3.36
ZHG209-12	1-1/4	12	51.5	35.1	119	32.8	92.5	76	146	210	17.5	156	35.1	4.31
ZHG209-13	1-3/8	13-1/2	57	38.1	133	36.1	92	84	162	233	19.1	174	38.1	6.14
ZHG209-14	1-1/2	17	60.5	41.4	146	39.1	98.5	92	175	254	20.6	187	41.1	7.8
ZHG209-15	1-3/4	25	73	51	178	46.7	127	106	225	313	25.4	231	57	12.6
ZHG209-16	2	35	82.5	57	197	53	146	122	253	348	31	263	61	20.4
ZHG209-17	1-1/4	42.5	95	65	220	57	160	143	274	32	33	321	66	32
ZHG209-18	2-1/2	55	105	70	267	69	184	145	327	453	35.1	330	79.5	38.9

SHACKLE

US TYPE HIGH TENSILE FORGED SHACKLE G2130 S2130

- SAFETY FACTOR: 6:1
- Bolt type anchor shackles with thin head bolt-nut with cotter pin. meets the requirements of US federal specification RR-C-271 Type IVA. Grade A. Class 3
- Finish: hot dipped galvanized.

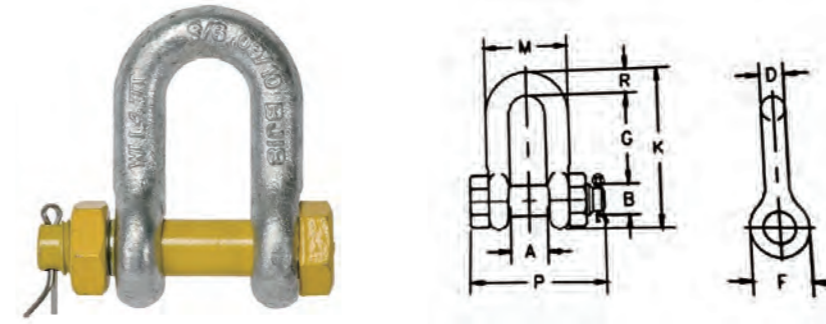


Item No.	Nominal Size	Working Load Limit (tons)	Dimensions(mm)									Weight Each (kg)
	(in.)		A	B	C	D	E	F	G	H	I	
ZHG2130-1	3/16	1/3	9.65	6.35	22.4	4.85	15.2	14.2	37.2	24.9	4.85	0.03
ZHG2130-2	1/4	1/2	11.9	7.85	28.7	6.35	19.8	15.5	46.7	32.5	6.35	0.05
ZHG2130-3	5/16	3/4	13.5	9.65	31	7.85	21.3	19.1	53	37.3	7.85	0.1
ZHG2130-4	3/8	1	16.8	11.2	36.6	9.65	26.2	23.1	63	45.2	9.65	0.15
ZHG2130-5	7/16	1-1/2	19.1	12.7	42.9	11.2	29.5	26.9	74	51.5	11.2	0.22
ZHG2130-6	1/2	2	20.6	16	47.8	12.7	33.3	30.2	83.5	58.5	12.7	0.36
ZHG2130-7	5/8	3-1/4	26.9	19.1	60.5	16	42.9	38.1	106	74.5	17.5	0.76
ZHG2130-8	3/4	4-3/4	31.8	22.4	71.5	19.1	51	46	126	89	20.6	1.23
ZHG2130-9	7/8	6-1/2	36.6	25.4	84	22.4	58	53	148	102	24.6	1.79
ZHG2130-10	1	8-1/2	42.9	28.7	95.5	25.4	68.5	60.5	167	119	26.9	2.57
ZHG2130-11	1-1/8	9-1/2	46	31.8	108	28.7	74	68.5	190	131	31.8	3.75
ZHG2130-12	1-1/4	12	51.5	35.1	119	31.8	82.5	76	210	146	35.1	5.31
ZHG2130-13	1-3/8	13-1/2	57	38.1	133	35.1	92	84	233	162	38.1	7.18
ZHG2130-14	1-1/2	17	60.5	41.4	146	38.1	98.5	92	254	175	41.1	9.43
ZHG2130-15	1-3/4	25	73	51	178	44.5	127	106	313	225	57	15.4
ZHG2130-16	2	35	82.5	57	197	51	146	122	348	253	61	23.7
ZHG2130-17	1-1/4	42.5	95	65	220	57	160	143	382	274	67	33.5
ZHG2130-18	2-1/2	55	105	70	267	66.5	184	145	453	327	79.5	44.61
ZHG2130-19	3	85	127	82.5	330	76	200	165	546	365	92	70
ZHG2130-20	3-1/2	120	133	95.5	372	92	229	203	626	419	105	120
ZHG2130-21	4	150	140	108	368	104	254	229	653	468	116	153

SHACKLE

US TYPE HIGH TENSILE FORGED SHACKLE G2150 S2150

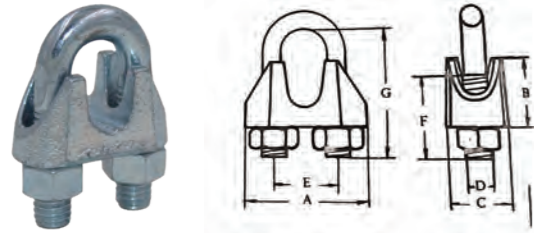
- Bolt type chain shackles.
- Thin hex head bolt-nut cotter pin. meets the requirements of US federal specification RR-C-271 Type IVB, Grade A. Class 3.
- Finish: hot dipped galvanized.



Item No.	Nominal Size	Working Load Limit (tons)	Dimensions(mm)									Weight Each (kg)
	(in.)		A	B	D	F	G	K	M	P	R	
ZHG2150-1	1/4	1/2	11.9	7.85	6.35	15.5	19.1	40.4	24.6	39.6	6.35	0.06
ZHG2150-2	5/16	3/4	13.5	9.65	7.85	19.1	25.4	48.5	29.5	46.2	7.85	0.1
ZHG2150-3	3/8	1	16.8	11.2	9.65	23.1	31	58.5	35.8	55	9.65	0.15
ZHG2150-4	7/16	1-1/2	19.1	12.7	11.2	26.9	36.1	67.5	41.1	63.5	11.2	0.22
ZHG2150-5	1/2	2	20.6	16	12.7	30.2	41.4	77	46	71	12.7	0.34
ZHG2150-6	5/8	3-1/4	26.9	19.1	16	38.1	51	95.5	58.5	89.5	16	0.67
ZHG2150-7	3/4	4-3/4	31.8	22.4	19.1	46	60.5	115	70	103	20.6	1.14
ZHG2150-8	7/8	6-1/2	36.6	25.4	22.4	53	71.5	135	81	120	24.6	1.74
ZHG2150-9	1	8-1/2	42.9	28.7	25.4	60.5	81	151	93.5	135	25.4	2.52
ZHG2150-10	1-1/8	9-1/2	46	31.8	28.7	68.5	91	172	103	150	31.8	3.45
ZHG2150-11	1-1/4	12	51.5	35.1	31.8	76	100	191	115	165	35.1	4.9
ZHG2150-12	1-3/8	13-1/2	57	38.1	35.1	84	111	210	127	183	38.1	6.24
ZHG2150-13	1-1/2	17	60.5	41.4	38.1	92	122	230	137	196	41.1	8.39
ZHG2150-14	1-3/4	25	73	51	44.5	106	146	279	162	230	54	14.2
ZHG2150-15	2	35	82.5	57	51	122	172	312	184	264	51	21.2
ZHG2150-16	2-1/2	55	105	70	66.5	145	203	377	238	344	66.5	38.6
ZHG2150-17	3	85	127	82.5	76	165	216	429	279	419	89	56

WIRE ROPE CLIP

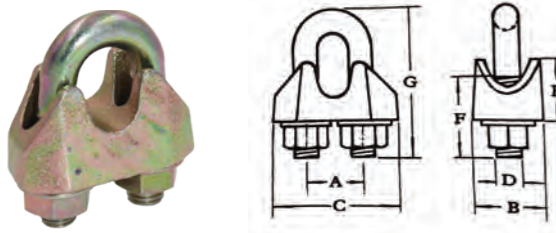
GALV. MALLEABLE WIRE ROPE CLIP DIN 741



- Material of body: malleable iron
- Material of "U" bolt: C15

Item No.	Size (mm)	A (mm)	B (mm)	C (mm)	D (mm)	E (mm)	F (mm)	G (mm)
ZHMWRC741-1	3	21	10	10	4	9	12	16.6
ZHMWRC741-2	5	23	10	11	5	11	13	19.65
ZHMWRC741-3	6.5	26	11	12	5	13	15	23.65
ZHMWRC741-4	8	30	15	14	6	16	19	28.85
ZHMWRC741-5	10	34	17	18	8	19	22	35
ZHMWRC741-6	11	36	18	19	8	20	22	37
ZHMWRC741-7	13	40	21	23	10	24	30	46.24
ZHMWRC741-8	14	44	22	23	10	25	30	48.24
ZHMWRC741-9	16	50	26	26	12	29	33	52.5
ZHMWRC741-10	19	54	30	29	12	32	38	64.5
ZHMWRC741-11	22	61	34	33	14	37	44	72.5
ZHMWRC741-12	26	65	37	35	14	41	45	82.5
ZHMWRC741-13	30	74	43	37	16	48	50	95.6
ZHMWRC741-14	34	80	50	42	16	52	55	105.6
ZHMWRC741-15	40	88	55	45	16	58	60	125.6

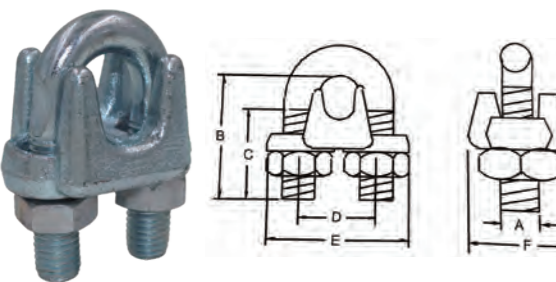
GALV. MALLEABLE WIRE ROPE CLIP DIN1142



- Material of body: malleable iron
- Material of "U" bolt: C40

Item No.	Size (mm)	A (mm)	B (mm)	C (mm)	D (mm)	E (mm)	F (mm)	G (mm)
ZHMWRC1142-1	5	12	13	25	5	13	13	25
ZHMWRC1142-2	6.5	14	16	30	6	14	17	32
ZHMWRC1142-3	8	18	20	39	8	18	20	41
ZHMWRC1142-4	10	20	20	40	8	21	24	46
ZHMWRC1142-5	12	24	24	50	10	25	28	56
ZHMWRC1142-6	13	27	28	55	12	29	30	64
ZHMWRC1142-7	14	28	28	59	12	30	31	66
ZHMWRC1142-8	16	32	32	64	14	35	35	76
ZHMWRC1142-9	19	36	32	68	14	40	36	83
ZHMWRC1142-10	22	40	34	74	16	44	40	96
ZHMWRC1142-11	26	46	38	84	20	51	50	111
ZHMWRC1142-12	30	54	41	95	20	59	55	127
ZHMWRC1142-13	34	60	45	105	22	67	60	141
ZHMWRC1142-14	40	68	49	117	24	77	65	159

US TYPE DROP FORGED WIRE ROPE CLIP

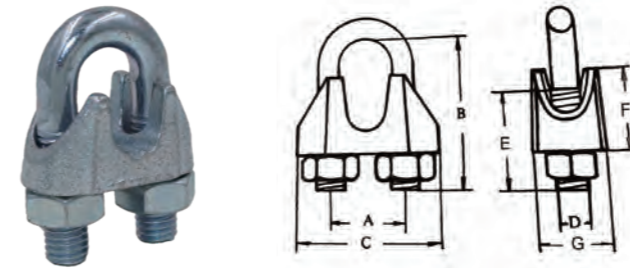


- Federal specification FF-C-450 Type I. Class I.

Item No.	Size (in)	A (in)	B (in)	C (in)	D (in)	E (in)	F (in)
ZHFWR-1	1/8	0.22	0.72	0.44	0.47	0.94	0.81
ZHFWR-2	3/16	0.25	0.97	0.56	0.59	1.16	0.94
ZHFWR-3	1/4	0.31	1.03	0.63	0.75	1.44	1.19
ZHFWR-4	5/16	0.38	1.38	0.75	0.88	1.69	1.31
ZHFWR-5	3/8	0.44	1.50	0.75	1.00	1.94	1.63
ZHFWR-6	7/16	0.50	1.88	1.00	1.19	2.28	1.81
ZHFWR-7	1/2	0.50	1.88	1.00	1.19	2.28	1.91
ZHFWR-8	9/16	0.56	2.25	1.25	1.31	2.50	2.06
ZHFWR-9	5/8	0.56	2.38	1.25	1.31	2.50	2.06
ZHFWR-10	3/4	0.62	2.75	1.44	1.50	2.84	2.25
ZHFWR-11	7/8	0.75	3.13	1.63	1.75	3.16	2.44
ZHFWR-12	1	0.75	3.50	1.81	1.88	3.47	2.63
ZHFWR-13	1-1/8	0.75	3.88	2.00	2.00	3.59	2.81
ZHFWR-14	1-1/4	0.88	4.25	2.13	2.31	4.13	3.13
ZHFWR-15	1-3/8	0.88	4.63	2.31	2.38	4.19	3.13
ZHFWR-16	1-1/2	0.88	4.94	2.38	2.59	4.44	3.41
ZHFWR-17	1-5/8	1.00	5.31	2.63	2.75	4.75	3.63
ZHFWR-18	1-3/4	1.13	5.75	2.75	3.06	5.28	3.81
ZHFWR-19	2	1.25	6.44	3.00	3.38	5.88	4.44
ZHFWR-20	2-1/4	1.25	7.13	3.19	3.38	6.38	4.56

WIRE ROPE CLIP

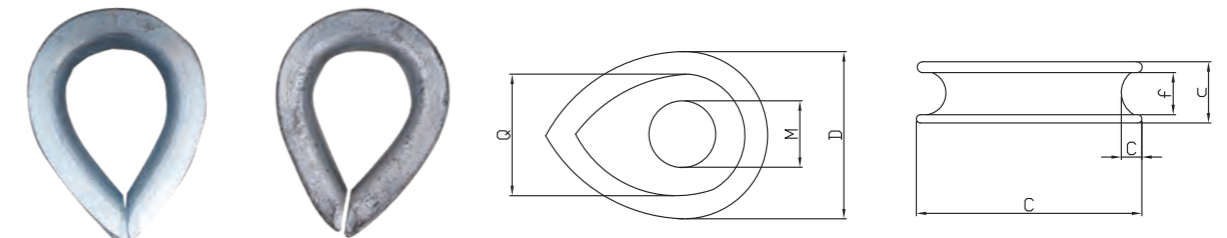
US TYPE GALV. MALLEABLE WIRE ROPE CLIP



- Meet federal specification FF-C-450D
- Material of body: malleable iron
- Material of "U" bolt: C15
- Finish: ELEC. Galv

Item No.	Size (in)	A (in)	B (in)	C (in)	D (in)	E (in)	F (in)	G (in)
ZHMWRC-1	1/16"	0.38	0.65	0.69	0.15	0.45	0.38	0.45
ZHMWRC-2	1/8"	0.50	0.81	0.94	0.18	0.50	0.50	0.56
ZHMWRC-3	3/16"	0.56	0.94	1.06	0.25	0.56	0.56	0.63
ZHMWRC-4	1/4"	0.75	1.19	1.31	0.31	0.75	0.69	0.75
ZHMWRC-5	5/16"	0.75	1.31	1.44	0.31	0.84	0.75	0.75
ZHMWRC-6	3/8"	0.88	1.63	1.63	0.38	1.00	0.84	0.88
ZHMWRC-7	7/16"	1.06	2.00	1.88	0.44	1.19	1.00	1.06
ZHMWRC-8	1/2"	1.06	2.00	1.88	0.44	1.19	1.00	1.06
ZHMWRC-9	9/16"	1.25	2.31	2.09	0.50	1.38	1.25	1.28
ZHMWRC-10	5/8"	1.25	2.31	2.09	0.50	1.38	1.25	1.28
ZHMWRC-11	3/4"	1.31	2.56	2.38	0.56	1.56	1.44	1.56
ZHMWRC-12	7/8"	1.63	3.06	2.88	0.63	1.81	1.75	1.81
ZHMWRC-13	1"	1.88	3.44	3.00	0.63	2.00	2.06	2.00
ZHMWRC-14	1-1/8"	2.00	4.00	3.38	0.75	2.75	2.19	2.06


BS464.1958 THIMBLE



Item No.	Normal Size (Dia Of Rope)	Q (mm)	B (mm)	C (mm)	E (mm)	F (mm)	G (mm)	M (max) (mm)
ZHTBS464-1	8	25.4	34.9	11.1	47.6	7.9	4.8	12.7
ZHTBS464-2	9	31.8	44.4	14.3	57.2	11.1	6.4	15.9
ZHTBS464-3	11	38.1	52.4	17.5	69.8	12.7	7.1	19
ZHTBS464-4	13 - 14	44.4	60.3	20.6	82.6	14.3	7.9	22.2
ZHTBS464-5	16	50.8	69.8	22.2	95.2	15.9	9.5	25.4
ZHTBS464-6	18	57.2	79.4	25.4	105	19	11.1	28.6
ZHTBS464-7	19	63.5	85.7	28.6	118	22.2	11.1	31.8
ZHTBS464-8	22	69.8	95.2	31.8	127	23.8	12.7	34.9
ZHTBS464-9	24	76.2	105	33.3	140	25.4	14.3	38.1
ZHTBS464-10	26	82.6	114	36.5	152	27	15.9	41.3
ZHTBS464-11	28	88.9	124	39.7	165	30.2	17.5	44.4
ZHTBS464-12	32	102	140	44.4	191	33.3	19	50.8
ZHTBS464-13	35	114	156	50.8	210	38.1	20.6	57.2
ZHTBS464-14	38	127	171	57.2	235	41.3	22.2	63.5

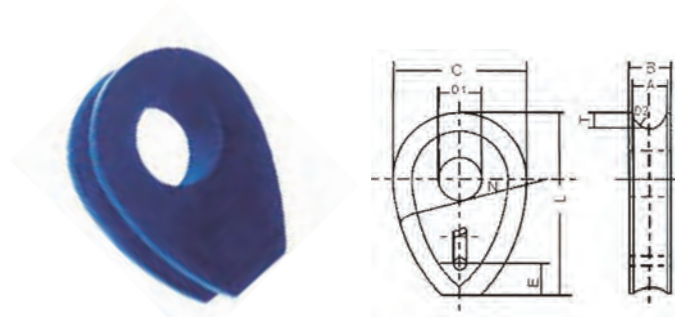
THIMBLE

ROUND THIMBLE



Item No.	Nominal Size (mm)	(Rope Dia)d (in)	G (mm)	D (mm)	D1 (mm)
ZHRT-1	8	5/16	11	22	12
ZHRT-2	10	7/16	13	28	16
ZHRT-3	12	1/2	15	34	18
ZHRT-4	14	9/16	17	38	20
ZHRT-5	16	5/8	19	42	23
ZHRT-6	18	3/4	21	50	26
ZHRT-7	20	13/16	23	55	28
ZHRT-8	22	7/8	25	60	30
ZHRT-9	24	1	27	65	34
ZHRT-10	26	1-1/16	30	70	36
ZHRT-11	28	1-1/8	32	75	40
ZHRT-12	30	1-3/16	34	80	42
ZHRT-13	32	1-1/4	36	86	44
ZHRT-14	35	1-3/8	41	92	48
ZHRT-15	40	1-9/16	46	105	55

THIMBLE DIN 3091




- Thimble DIN 3091
- General: protection of rope loops with holes for bolts.
- Finish: cast.
- Design: casted type DIN 3091.
- Finish: untreated.

Item No.	Size (mm)	Dimensions (mm)						
		A	B	C	D1	T	L	N
ZHT3091-1	8	9	15	40	14	4.5	56	48
ZHT3091-2	10	11	17.5	50	18	6	70	60
ZHT3091-3	12	13	20	60	21	7.5	84	72
ZHT3091-4	14	16	23.5	70	25	9	98	84
ZHT3091-5	16	18	26	80	28	10.5	110	96
ZHT3091-6	18	20	28.5	90	31	12	130	110
ZHT3091-7	20	22	31	100	35	13.5	140	120
ZHT3091-8	22	24	33.5	110	38	15	150	130
ZHT3091-9	24	26	36	120	41	16.5	170	140
ZHT3091-10	26	29	39.5	130	44	18	180	160
ZHT3091-11	28	31	42	140	47	20	200	170
ZHT3091-12	32	35	47	160	53	23	220	190
ZHT3091-13	36	40	53	180	59	26	250	220
ZHT3091-14	40	44	58	200	65	29	280	240
ZHT3091-15	44	48	63	220	70	32	310	260

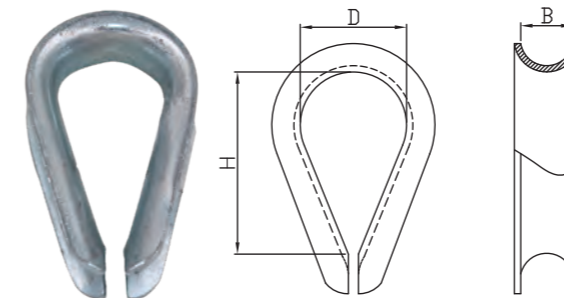
THIMBLE

TUBE THIMBLE



Diameter Wire Rope (mm)	Diameter A (mm)	Length B (mm)	Width Inside C (mm)	Thickness D (mm)	Height E (mm)	Weight Per Piece (kg)
10	12	90	23	4	8	0.25
12	15	105	27	5	10	0.42
14	17	115	27	5	10	0.5
16	19	120	32	5	12	0.6
18	22	140	35	5	15	0.75
22	25	180	45	6	16	1.4
24	28	180	45	7	16	1.75
26	30	195	47	7	18	2
32	35	215	60	7	22	2.4
38	45	260	70	7	27	3.3
44	50	280	75	7	28	4.06

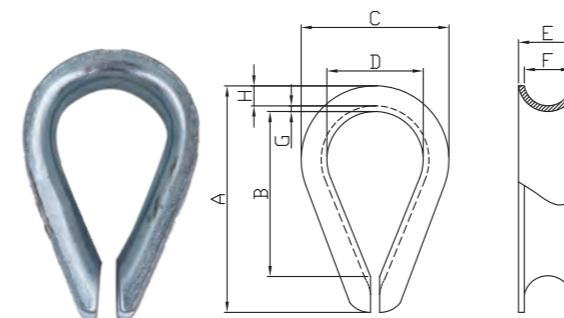
EUROPEAN TYPE THIMBLE



■ Material of body: C15

Size (mm)	B (mm)	H (mm)	D (mm)
3	3	16	10
4	4	17	11
5	5	20	13
6	6	25	16
7	7	28	18
8	8	32	20
10	10	40	26
12	12	45	28
14	14	56	34
16	16	62	37
18	18	65	42
20	20	78	45
22	22	88	50
24	24	96	58
26	26	105	66

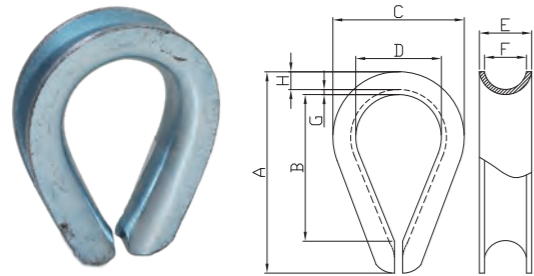
G411 WIRE ROPE THIMBLE



Rope Dia. (in.)	Weight Per 100 (lbs.)	Dimensions (in.)							
		A	B	C	D	E	F	G	H
1/8	2.50	1.94	1.31	1.06	0.69	0.25	0.16	0.05	0.13
3/16	2.50	1.94	1.31	1.06	0.69	0.31	0.22	0.05	0.13
1/4	3.75	1.94	1.31	1.06	0.69	0.38	0.28	0.05	0.13
5/16	3.75	2.13	1.50	1.25	0.81	0.44	0.34	0.05	0.13
3/8	6.25	2.38	1.63	1.47	0.94	0.53	0.41	0.06	0.16
1/2	12.50	2.75	1.88	1.75	1.13	0.69	0.53	0.08	0.19
5/8	25.00	3.50	2.25	2.38	1.38	0.91	0.66	0.13	0.34
3/4	50.00	3.75	2.50	2.69	1.63	1.08	0.78	0.14	0.34
7/8	85.00	5.00	3.50	3.19	1.88	1.27	0.94	0.16	0.44
1	100.00	5.69	4.25	3.75	2.50	1.39	1.06	0.16	0.41
11/8" - 11/4"	175.00	6.25	4.50	4.31	2.75	1.75	1.31	0.22	0.50

THIMBLE

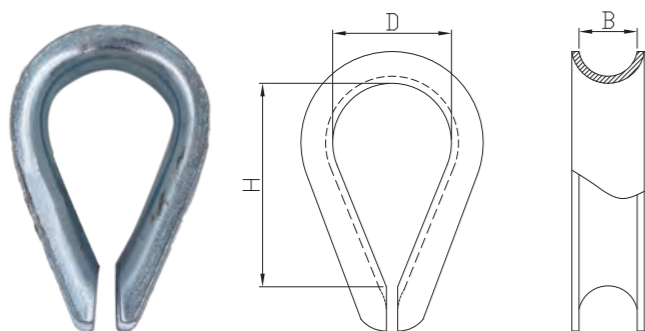
EXTRA HEAVY WIRE ROPE THIMBLES G414



- Extra heavy wire rope thimbles
- Recommended for heavy duty service
- Available in hot dip galvanized or stainless steel G-414 meets the requirements of federal specification FF-T-276B Type III

Item No.	Rope Dia. (in.)	Wieght Per 100 (lbs.)	Dimensions (in.)							
			A	B	C	D	E	F	G	H
ZHTG414-1	1/4	6.75	2.19	1.63	1.50	0.88	0.41	0.28	0.06	0.23
ZHTG414-2	5/16	11.25	2.50	1.88	1.81	1.06	0.50	0.34	0.08	0.28
ZHTG414-3	3/8	25.00	2.88	2.13	2.13	1.13	0.63	0.41	0.11	0.34
ZHTG414-4	7/16	30.00	3.25	2.38	2.38	1.25	0.72	0.47	0.13	0.38
ZHTG414-5	1/2	51.00	3.63	2.75	2.75	1.50	0.81	0.53	0.14	0.41
ZHTG414-6	9/16	51.00	3.63	2.75	2.69	1.50	0.88	0.59	0.14	0.41
ZHTG414-7	5/8	75.00	4.25	3.25	3.13	1.75	0.97	0.66	0.16	0.50
ZHTG414-8	3/4	147.00	5.00	3.75	3.81	2.00	1.22	0.78	0.22	0.66
ZHTG414-9	7/8	175.00	5.50	4.25	4.25	2.25	1.38	0.94	0.22	0.75
ZHTG414-10	1	275.00	6.13	4.50	4.94	2.50	1.56	1.06	0.25	0.88
ZHTG414-11	1 1/8"-11/4"	400.00	7.00	5.13	5.88	2.88	1.81	1.31	0.25	1.13
ZHTG414-12	1 1/4"-11/8"	817.00	9.06	6.50	6.81	3.50	2.19	1.44	0.38	1.13
ZHTG414-13	1 3/8"-11/2"	1175.00	9.00	6.25	7.13	3.50	2.56	1.56	0.50	1.13
ZHTG414-14	1 5/8"	1700.00	11.25	8.00	8.13	4.00	2.72	1.72	0.50	1.38
ZHTG414-15	1 3/4"	1775.00	12.19	9.00	8.50	4.50	2.84	1.84	0.50	1.31
ZHTG414-16	1 7/8"-2"	2500.00	15.13	12.00	10.38	6.00	3.09	2.09	0.50	1.50
ZHTG414-17	2 1/4"	3950.00	17.13	14.00	11.88	7.00	3.63	2.38	0.63	1.63

THIMBLE DIN6899 FORM A

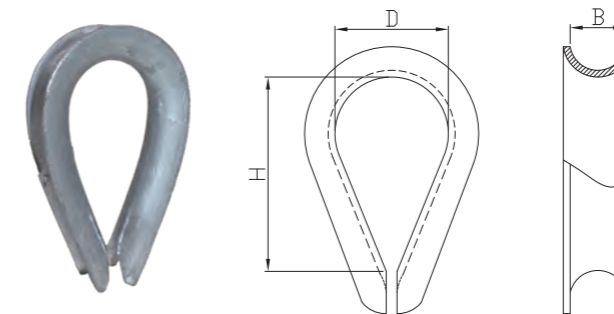


- Thimble DIN 6899 form A
- Material of body: C15

Item No.	Size	B	H	D	Weight Per (100 pcs/kg)
	(mm)	(mm)	(mm)	(mm)	
ZHT6899A-1	1.8	2	17.5	8	
ZHT6899A-2	2	2.5	19.5	9	0,13
ZHT6899A-3	2.5	3	21.5	10	0,15
ZHT6899A-4	3	3.5	23.5	11	0,21
ZHT6899A-5	3.5	4	26.5	12	0,31
ZHT6899A-6	4	5	28.5	13	0,39
ZHT6899A-7	5	6	30	14	0,66
ZHT6899A-8	6	7	33	15	0,84
ZHT6899A-9	7	8	35	16	1,22
ZHT6899A-10	8	9	39	18	1,88
ZHT6899A-11	9	10	43	20	2,30
ZHT6899A-12	10	11	47.5	22	3,56
ZHT6899A-13	11	12	51.5	24	3,70
ZHT6899A-14	12	13	56.5	26	5,13
ZHT6899A-15	13	14	61	28	7,21
ZHT6899A-16	15	16	69.5	32	11,03
ZHT6899A-17	16	19	78	35	16,80
ZHT6899A-18	18	20	86.5	40	24,40
ZHT6899A-19	20	22	95	44	34,30
ZHT6899A-20	24/26	26	105	48	43,00

THIMBLE

THIMBLE DIN6899 FORM B

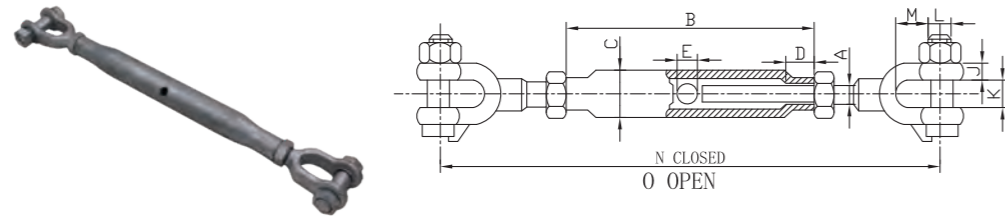


- Material of body: C15

Item No.	Ø	B	H	D	(kg)
		2,5	3	19	12
ZHT6899B-1	3,5	4	21	13	0,80
ZHT6899B-2	4,0	5	23	14	1,00
ZHT6899B-3	5,0	6	25	16	1,60
ZHT6899B-4	6,0	7	28	18	1,90
ZHT6899B-5	7,0	8	32	20	3,00
ZHT6899B-6	9,0	10	38	24	4,70
ZHT6899B-7	11,0	12	45	28	6,80
ZHT6899B-8	12,0	13	48	30	8,00
ZHT6899B-9	13,0	14	51	32	10,00
ZHT6899B-10	15,0	16	58	36	14,50
ZHT6899B-11	16,0	18	64	40	20,00
ZHT6899B-12	18,0	20	72	45	29,00
ZHT6899B-13	20,0	22	80	50	32,00
ZHT6899B-14	22,0	24	90	56	47,00
ZHT6899B-15	24,0	26	99	62	59,00
ZHT6899B-16	26,0	28	112	70	80,00
ZHT6899B-17	28,0	30	120	75	110,00
ZHT6899B-18	30,0	32	128	80	123,00
ZHT6899B-19	32,0	34	152	95	156,00
ZHT6899B-20	34,0	36	160	100	176,00
ZHT6899B-21	36,0	38	176	110	192,00
ZHT6899B-22	38,0	40	184	115	292,00
ZHT6899B-23	40,0	42	192	120	320,00
ZHT6899B-24	42,0	45	240	150	364,00

TURNBUCKLE

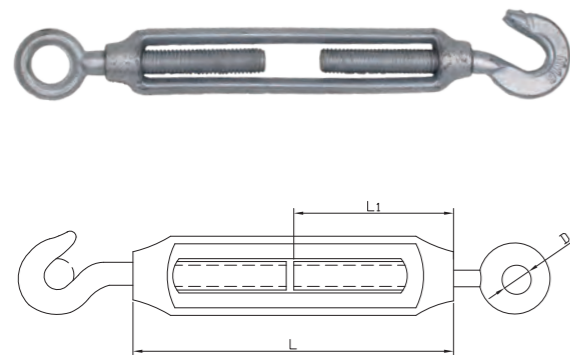
CLOSED BODY TURNBUCKLE



- The following types are available
- Jaw both Ends; Eye both Ends; Jaw-Eye
- Optionals, locknuts
- Finish: Hot dipped galv.

Item No.	Size	A	B	C	D	E	J	K	L	M	N	O	W.L.L
	(mm)	(mm)	(mm)	(mm)	(mm)	(mm)	(mm)	(mm)	(mm)	(mm)	(mm)	(mm)	(ton)
ZHCT-1	6	6	105	15	11	5	6	9	5	21	175	305	0.2
ZHCT-2	8	8	127	18	13	6	6	9	6.5	21	203	305	0.32
ZHCT-3	10	10	152	21	16	8	8	11	8	21	235	349	0.5
ZHCT-4	12	12	229	25	19	9	9	19	10	35	343	524	0.7
ZHCT-5	16	16	229	27	22	11	9	22	12	51	361	550	1.2
ZHCT-6	20	20	229	34	28	11	11	22	16	48	387	550	1.5
ZHCT-7	22	22	305	38	32	13	13	25	20	60	476	702	2.2
ZHCT-8	24	24	356	42	32	13	14	32	22	65	556	822	5
ZHCT-9	27	27	356	45	41	13	14	32	22	65	559	822	5
ZHCT-10	33	33	381	51	41	14	19	38	24	76	604	872	7
ZHCT-11	36	36	381	54	44	16	19	38	27	76	610	872	10
ZHCT-12	39	39	407	57	44	16	20	47	32	90	670	949	10
ZHCT-13	45	45	407	70	51	17	25	51	36	111	705	959	13
ZHCT-14	48	48	407	76	70	19	25	51	42	121	743	977	17
ZHCT-15	50	50	500	76	60	19.5	32	55	42	121	900	1300	17

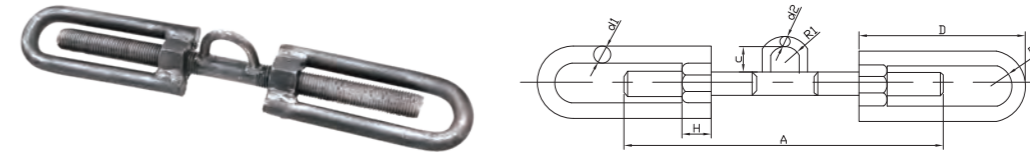
COMMERCIAL TYPE MALLEABLE TURNBUCKLE



Item No.	Size	L	L1	D
		(mm)	(mm)	(mm)
ZHMT-1	M5	67	30	8
ZHMT-2	M6	94	40	10
ZHMT-3	M8	118	51	11
ZHMT-4	M10	128	58	12
ZHMT-5	M12	175	85	16.5
ZHMT-6	M14	188	90	18
ZHMT-7	M16	227	92	20
ZHMT-8	M18	246	95	22
ZHMT-9	M20	275	110	22
ZHMT-10	M22	282	120	24
ZHMT-11	M24	310	148	29
ZHMT-12	M30	405	170	32
ZHMT-13	M32	405	172	33
ZHMT-14	M36	425	215	37
ZHMT-15	50	50	500	76

TURNBUCKLE

HAMBURGER TURNBUCKLE

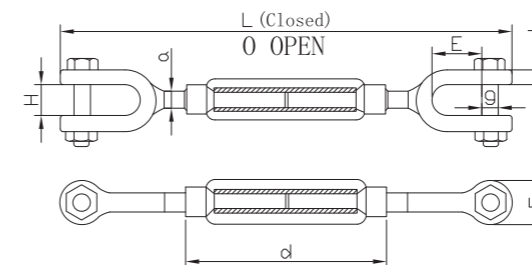


Item No.	Size	Dimension(mm)								Breaking Load
	(mm)	A	d1	d2	D	H	C	R1	R2	(t)
ZHHT-1	20	400	14	10.5	210	17	32	13	18	10
ZHHT-2	20	450	14	10	232	17	32	13	18	10
ZHHT-3	20	500	14	10	260	17	32	13	18	10
ZHHT-4	24	400	16	11.8	210	20.5	36	18	20	13
ZHHT-5	24	500	16	11.8	260	20.5	36	18	20	13
ZHHT-6	27	400	18	11.8	210	21.5	36	18	21.5	20
ZHHT-7	27	500	18	11.8	260	21.5	36	18	21.5	20
ZHHT-8	30	400	20	11.8	210	23	36	18	23	25
ZHHT-9	30	500	20	11.8	260	23	36	18	23	25
ZHHT-10	36	400	25	11.8	210	24.5	36	18	25	30
ZHHT-11	36	500	25	11.8	260	24.5	36	18	25	30

RIGGING SCREWS JAW-JAW ACCORDING TO DIN 1480



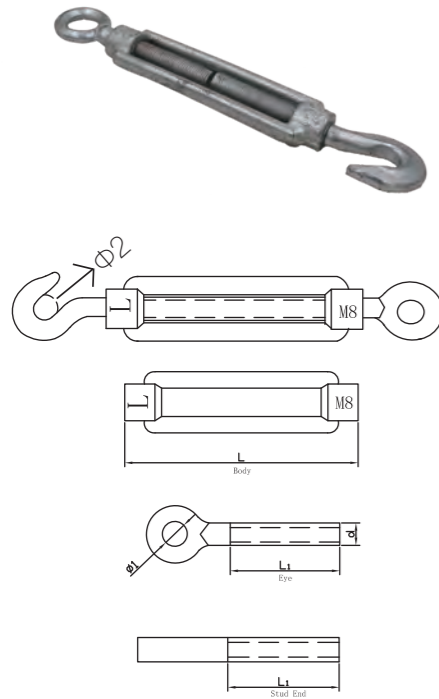
- Material: drop forged mild steel
- Standard: DIN 1480
- Finish: electro-galvanized
- Supplied with locking nuts



Item No.	Size	L	O	d	H	J	g	F	E	Weight
		(mm)	(mm)	(mm)	(mm)	(mm)	(mm)	(mm)	(mm)	(kg)
ZHRS1480-1	M6	180	266	110	8	6	M6	15	20	0.13
ZHRS1480-2	M8	186	266	110	11	7	M6	18	22	0.21
ZHRS1480-3	M10	210	299	125	13	8.5	M8	21	26	0.35
ZHRS1480-4	M12	220	303	125	15	9	M10	24	31	0.5
ZHRS1480-5	M14	260	352	140	19	11.5	M12	30	38	0.885
ZHRS1480-6	M16	290	406	170	19	11.5	M14	32	38	1.12
ZHRS1480-7	M20	340	472	200	23	13.5	M16	36	47	2.5
ZHRS1480-8	M22	370	518	220	25	14.5	M20	39	50	2.68
ZHRS1480-9	M24	410	587	255	28	15	M22	44	54	3.74
ZHRS1480-10	M30	450	615	255	35	17.5	M24	54	67	5.93

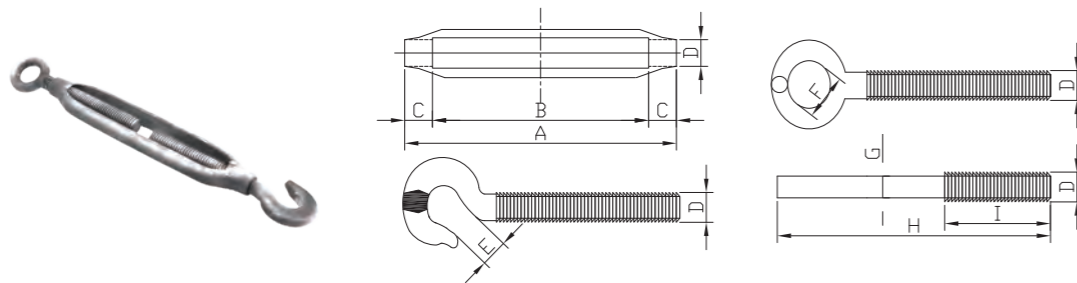
TURNBUCKLE

TURNBUCKLE DIN 1480



Item No.	Size(d) (mm)	L(mm)	L1(mm)	Φ1(mm)	Φ2(mm)
	M5	70	34	8	7
ZHT1480-1	M6	110	55	9	8
ZHT1480-2	M8	110	57	10	11
ZHT1480-3	M10	125	68	14	13
ZHT1480-4	M11	125	68	15	15
ZHT1480-5	M12	125	70	16	16
ZHT1480-6	M14	140	75	18	18
ZHT1480-7	M16	170	88	22	20
ZHT1480-8	M20	200	105	24	21
ZHT1480-9	M22	220	118	28	24
ZHT1480-10	M24	255	135	28	26
ZHT1480-11	M30	255	135	31	34
ZHT1480-12	M33	295	148	36	38
ZHT1480-13	M36	295	158	38	46
ZHT1480-14	M42	330	175	49	49
ZHT1480-15	M48	355	185	58	58
ZHT1480-16	M54	355	185	65	64
ZHT1480-17	M56	380	200	72	70

TURNBUCKLE FRAME TYPE(FORGED STEEL)



■ MATERIAL: 1. FORGED STEEL

Item No.	Nominal Size (D)		① Body Only					② Eye And Eye		③ Hook And Eye		④ Hook And Hook		⑤ With Stubs		
			A		B	C	B.L.	F	B.L.	B.L.	E	B.L.	H	I(A2)	G	
	(mm)	(in)	(mm)	(in)	(mm)	(mm)	(ton)	(mm)	(ton)	(ton)	(mm)	(ton)	(mm)	(mm)	(mm)	
ZHTFS1480-1	6	1/4	100	4	78	11	1	10	0.1	0.04	9	0.04	80	50	5.3	
ZHTFS1480-2	8	5/16	125	5	100	12.5	1.2	12	0.2	0.08	9	0.08	100	63	6.9	
ZHTFS1480-3	9	3/8	150	6	120	12.5	1.5	16	0.5	0.15	11	0.15	130	75	8.3	
ZHTFS1480-4	12	1/2	200	8	164	18	2	20	2	0.35	16	0.35	150	100	11.2	
ZHTFS1480-5	16	5/8	250	10	202	21.5	3	22	3	0.7	19	0.7	180	125	14.2	
ZHTFS1480-6	19	3/4	300	12	250	25	4	28	4	1	20	1	220	150	17.2	
ZHTFS1480-7	22	7/8	325	13	269	28	5	33	5	1.5	21	1.5	250	165	20.3	
ZHTFS1480-8	25	1	350	14	285	32.5	6	35	6	2	26	2	270	175	23.3	
ZHTFS1480-9	32	1-1/4	400	16	310	45	8	36x70	10	3	34	3	300	200	29	

TURNBUCKLE

US FEDERAL TURNBUCKLE

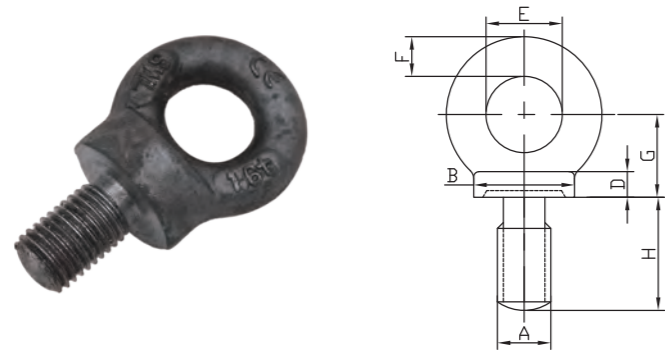


- Material: drop forged high tensile steel.
- Safety factor: MBL equals 5xWLL.
- Standard:generally to ASTM F1145-92.
- Formerly U.S. federal specification FF-T-791B.
- Finish:hot dipped galvanized.

Item No.	Size	Average Overall	Approx. Weight Each(lbs)				Work Load Limit	
		Length With	Eyes And/Or Hooks	Jaw And Eye	Jaw And Jaw	Bodies Only	Pounds	
	Diameter	Ends In Closed					Hook And Hook	Eye And Eye
ZHUST1480-1	1/4"x4"	8-1/4	0.30	0.30	0.40	0.17	400	500
ZHUST1480-2	5/16"x4-1/2"	9-9/16	0.50	0.35	0.58	0.25	700	800
ZHUST1480-3	3/8"x6"	11-7/8	0.75	0.82	0.93	0.30	1000	1200
ZHUST1480-4	1/2"x6"	13-5/16	1.50	1.62	1.68	0.55	1500	2200
ZHUST1480-5	1/2"x9"	16-5/16	1.75	1.82	1.85	0.74	1500	2200
ZHUST1480-6	1/2"x12"	19-5/16	2.18	2.19	2.20	0.93	1500	2200
ZHUST1480-7	5/8"x6"	15-1/2	2.63	2.59	2.82	0.91	2250	3500
ZHUST1480-8	5/8"x9"	18-1/2	3.00	3.01	3.25	1.20	2250	3500
ZHUST1480-9	5/8"x12"	21-1/2	3.25	3.50	3.75	1.50	2250	3500
ZHUST1480-10	3/4"x6"	17	3.75	4.25	4.68	1.30	3000	5200
ZHUST1480-11	3/4"x9"	20	4.50	5.00	5.38	1.70	3000	5200
ZHUST1480-12	3/4"x12"	23	5.75	5.75	6.12	2.12	3000	5200
ZHUST1480-13	3/4"x18"	29	7.00	7.25	7.25	2.93	3000	5200
ZHUST1480-14	7/8"x6"	18	5.85	6.29	6.84	2.00	4000	7200
ZHUST1480-15	7/8"x12"	24-5/8	8.38	8.88	9.36	3.00	4000	7200
ZHUST1480-16	7/8"x18"	30-5/8	10.25	10.60	11.44	4.12	4000	7200
ZHUST1480-17	1"x6"	20-5/8	8.76	9.16	9.51	2.50	5000	10000
ZHUST1480-18	1"x12"	26-5/8	11.25	12.00	12.88	3.86	5000	10000
ZHUST1480-19	1"x18"	32-5/8	14.00	14.75	16.10	5.50	5000	10000
ZHUST1480-20	1"x24"	38-5/8	17.00	17.75	18.60	7.00	5000	10000
ZHUST1480-21	1-1/4"x6"	20	15.45	16.03	16.69	4.00	6500	15200
ZHUST1480-22	1-1/4"x12"	29-7/8	19.00	21.20	23.60	5.93	6500	15200
ZHUST1480-23	1-1/4"x18"	35-7/8	24.10	26.00	26.60	8.00	6500	15200
ZHUST1480-24	1-1/4"x24"	41-7/8	25.00	28.70	31.20	10.00	6500	15200
ZHUST1480-25	1-1/2"x6"	22-1/8	-	-	-	5.80	7500	21400
ZHUST1480-26	1-1/2"x12"	32-7/8	27.00	31.10	35.50	8.40	7500	21400
ZHUST1480-27	1-1/2"x18"	38-3/8	31.20	36.40	40.70	11.50	7500	21400
ZHUST1480-28	1-1/2"x24"	44-3/8	38.20	44.20	47.60	14.10	7500	21400
ZHUST1480-29	1-3/4"x6"	-	-	-	-	8.75	-	28000
ZHUST1480-30	1-3/4"x18"	41-3/4	45.00	48.80	52.40	-	-	28000
ZHUST1480-31	1-3/4"x24"	47-3/4	58.00	60.00	64.00	-	-	28000
ZHUST1480-32	2"x6"	-	-	-	-	12.50	-	37000
ZHUST1480-33	2"x24"	51-3/4	90.00	102.00	115.00	27.50	-	37000
ZHUST1480-34	2-1/2"x6"	-	-	-	-	27.00	-	60000
ZHUST1480-35	2-1/2"x24"	58-1/2	183.00	180.00	200.00	54.00	-	60000
ZHUST1480-36	2-3/4"x24"	61-1/2	180.00	214.00	248.00	54.00	-	75000

EYE BOLTS

COLLARED EYE BOLTS BS 4278

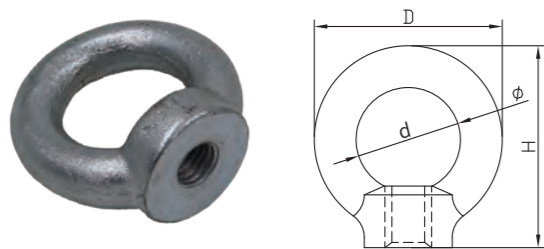


Available in B.S.W U.N.C and U.N.F thread.

Item No.	Vertical	A	B	D	E	F	G	H
	Swl Tonnes	(mm)	(mm)	(mm)	(mm)	(mm)	(mm)	(mm)
ZHEB4278-1	0.1	6	22	7	15	9	20	18
ZHEB4278-2	0.15	8	22	7	15	9	20	18
ZHEB4278-3	0.25	10	22	7	15	9	20	18
ZHEB4278-4	0.4	12	22	7	15	9	20	18
ZHEB4278-5	0.5	14	29	10	20	12	26	23
ZHEB4278-6	0.8	16	29	10	20	12	26	23
ZHEB4278-7	1	18	36	12	24	14	32	28
ZHEB4278-8	1.6	20	40	14	27	16	36	32
ZHEB4278-9	1.6	22	45	14	30	17	40	35
ZHEB4278-10	2.5	24	52	17	35	21	46	40
ZHEB4278-11	2.5	27	58	20	39	23	52	46
ZHEB4278-12	4	30	65	22	44	26	58	51
ZHEB4278-13	4	33	72	24	48	29	64	56
ZHEB4278-14	6.3	36	81	27	54	32	72	63
ZHEB4278-15	6.3	39	86	29	57	33	76	67
ZHEB4278-16	8	42	101	34	68	40	90	79
ZHEB4278-17	8	45	101	34	68	40	90	79
ZHEB4278-18	10	48	101	34	68	40	90	79
ZHEB4278-19	12.5	52	115	38	76	46	102	89
ZHEB4278-20	16	56	128	43	86	51	114	100
ZHEB4278-21	20	64	144	48	96	58	128	112

EYE NUT DIN 582

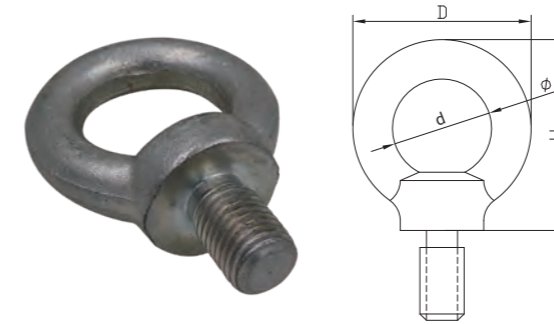
Material:C15



Item No.	Size	D	d	H
	ZHEN582-1	M6	36	20
ZHEN582-2	M8	36	20	36
ZHEN582-3	M10	45	25	45
ZHEN582-4	M12	54	30	53
ZHEN582-5	M14	63	35	62
ZHEN582-6	M16	63	35	62
ZHEN582-7	M18	72	40	71
ZHEN582-8	M20	72	40	71
ZHEN582-9	M24	90	50	90
ZHEN582-10	M27	96	53	97
ZHEN582-11	M30	108	60	109
ZHEN582-12	M33	108	60	109
ZHEN582-13	M36	126	70	128
ZHEN582-14	M42	144	80	147
ZHEN582-15	M48	166	90	168

EYE BOLT DIN 580

Material:C15



Item No.	Size	D	d	H
	ZHEB580-1	M6	36	20
ZHEB580-2	M8	36	20	36
ZHEB580-3	M10	45	25	45
ZHEB580-4	M12	54	30	53
ZHEB580-5	M14	63	35	62
ZHEB580-6	M16	63	35	62
ZHEB580-7	M18	72	40	71
ZHEB580-8	M20	72	40	71
ZHEB580-9	M22	81	45	80.5
ZHEB580-10	M24	90	50	90
ZHEB580-11	M27	96	53	97
ZHEB580-12	M30	108	60	109
ZHEB580-13	M33	108	60	109
ZHEB580-14	M36	126	70	128
ZHEB580-15	M42	144	80	147
ZHEB580-15	M48	166	90	168

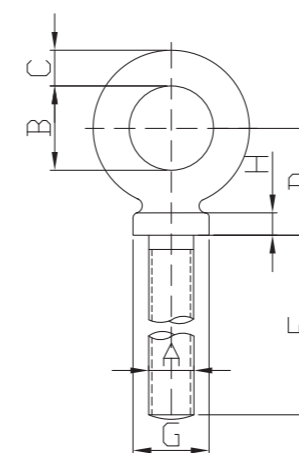
LONG SHANK DYNAMO EYE BOLTS

BSW THREAD



Item No.	BSW Thread							
	Vertical	A	B	C	D	E	G	H
ZHBSWT-1	Swl Tonnes	(in)	(in)	(in)	(in)	(in)	(in)	(in)
ZHBSWT-2	0.15	5/16	7/8	3/8	1.1/16	4	3/4	1/4
ZHBSWT-3	0.25	3/8	7/8	3/8	1.1/16	4	3/4	1/4
ZHBSWT-4	0.5	1/2	1.1/16	7/16	1.3/8	4	1	5/16
ZHBSWT-5	0.8	5/8	1.1/4	1/2	1.5/8	4.1/2	1.1/8	3/8
ZHBSWT-6	1.2	3/4	1.9/16	11/16	2.1/8	5	1.7/16	7/16
ZHBSWT-7	2.2	1	2	13/16	2.7/16	5	1.5/8	1/2

METRIC COARSE THREAD

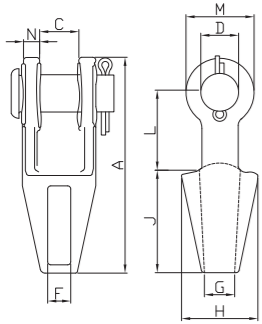


Item No.	Metric Coarse Thread							
	Vertical	A	B	C	D	E	G	H
ZHMCT-1	Swl Tonnes	(mm)	(mm)	(mm)	(mm)	(mm)	(mm)	(mm)
ZHMCT-2	0.15	8	22	9.5	27	100	19	6
ZHMCT-3	0.25	10	22	9.5	27	100	19	6
ZHMCT-4	0.32	12	29	11	35	100	25	8
ZHMCT-5	0.63	16	32	13	41	114	29	9.5
ZHMCT-6	1.25	20	41	16	54	127	35	11
ZHMCT-7	2	24	51	19	64	127	41	13

SPELTER SOCKET

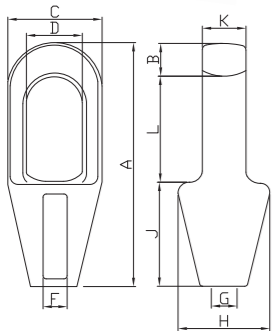
G-416 OPEN SPELTER SOCKET

■ Also available in B.S.W. U.N.C and U.N.F thread.



Item No.	Ultimate Load (tons)	Nominal Size (Dia Of Rope)		(mm)											Weight (kg)
		(in.)	(mm)	A	C	D	F	G	H	J	L	M	N		
ZHSS416-1	4.5	1/4	6-7	116	19.1	17.5	9.65	17.5	39.6	57	39.6	33.3	9.1	0.5	
ZHSS416-2	12	5/16 - 3/8	8-9	123	20.6	20.6	12.7	20.6	42.9	57	44.5	38.1	11.2	0.59	
ZHSS416-3	20	7/16 - 1/2	11-12	141	25.4	25.4	14.2	23.9	47.8	63.5	51	47.8	12.7	1.02	
ZHSS416-4	27	9/16 - 5/8	14-16	171	31.8	30.2	17.5	28.7	57	76	63.5	57	14.2	1.863	
ZHSS416-5	43	3/4	18	202	38.1	35.1	20.6	31.8	66.5	89	76	66.5	15.7	2.64	
ZHSS416-6	55	7/8	20-22	235	44.5	41.4	23.9	38.1	82.5	102	89	79.5	20.3	4.438	
ZHSS416-7	78	1	24-26	268	51	51	28.7	44.5	95.5	114	102	95.5	22.4	7.03	
ZHSS416-8	92	1 1/8	28-30	300	57	57	31.8	51	105	127	117	105	25.4	9.75	
ZHSS416-9	136	1 1/4 - 1 3/8	32-35	335	63.5	63.5	38.1	57	121	140	127	121	28.7	14.1	
ZHSS416-10	170	1 1/2	38	384	76	70	41.4	70	133	152	152	137	30.2	21.4	
ZHSS416-11	188	1 5/8	40-42	413	76	76	44.5	76	140	165	165	146	33.3	24.9	
ZHSS416-12	268	1 3/4 - 1 7/8	44-48	464	89	89	51	79.5	162	191	178	165	39.6	37.2	
ZHSS416-13	291	2 - 2 1/8	50-54	546	102	95.5	57.2	95.5	187	216	229	178	46	59	
ZHSS416-14	360	2 1/4 - 2 3/8	56-60	597	114	108	63.5	102	210	229	254	197	54	76	
ZHSS416-15	424	2 1/2 - 2 5/8	64-67	648	127	121	73	114	235	248	274	216	60.5	114	
ZHSS416-16	511	2 3/4 - 2 7/8	70-73	692	133	127	79	124	267	279	279	229	73	143	
ZHSS416-17	563	3 - 3 1/8	75-80	737	146	133	86	133	282	305	287	241	76	172	
ZHSS416-18	722	3 1/4 - 3 3/8	82-86	784	159	140	92	146	302	330	300	254	79	197	
ZHSS416-19	779	3 1/2 - 3 5/8	88-92	845	171	152	98.5	165	314	356	318	274	82.5	255	
ZHSS416-20	875	3 3/4 - 4	94-102	921	191	178	108	184	346	381	343	318	89	355	

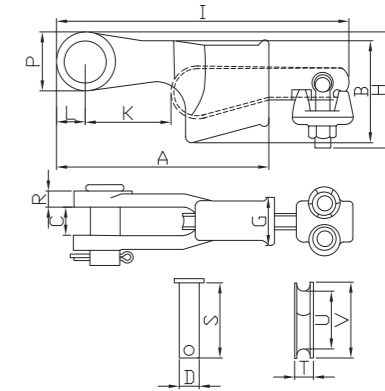
G-417 CLOSED SPELTER SOCKET



Item No.	Ultimate Load (tons)	Normal Size (Dia Of Rope)		(mm)											Weight (kg)
		(in.)	(mm)	A	B	C	D	F	G	H	J	K	L		
ZHSS417-1	4.5	1/4	6-7	116	12.7	39.6	22.4	9.65	17.5	39.6	57.2	12.7	46	23	
ZHSS417-2	12	5/16 - 3/8	8-9	125	15.8	42.9	24.6	12.7	20.6	42.9	57.2	17.5	52.5	0.34	
ZHSS417-3	20	7/16 - 1/2	11-12	140	17.5	51	29.5	14.2	23.9	51	63.5	22.4	58.7	0.68	
ZHSS417-4	30.8	9/16 - 5/8	14-16	162	20.6	67	35.8	17.5	30.2	67	76.2	25.4	65	1.13	
ZHSS417-5	43.5	3/4	18	194	26.9	76.2	42.2	22.4	33.3	70	89	31.8	77.5	1.92	
ZHSS417-6	65.3	7/8	20-22	226	33.3	92	49.3	25.4	38.1	82.5	102	38.1	90.5	3.28	
ZHSS417-7	81.6	1	24-26	254	36.6	105	58.5	28.7	44.5	95.5	114	44.5	103	4.76	
ZHSS417-8	100	1 1/8	26-30	283	39.6	114	65	31.8	51	105	127	51	116	6.46	
ZHSS417-9	136	1 1/4 - 1 3/8	32-35	309	41.4	127	71	38.1	58.5	119	138	56.5	129	8.95	
ZHSS417-10	170	1 1/2	38	355	49.3	137	81	41.4	70.5	132	151	62.5	155	13.2	
ZHSS417-11	188	1 5/8	40-42	390	54	146	82.5	44.5	76.2	140	165	70	171	16.3	
ZHSS417-12	268	+ 1 3/4 - 1 7/8	44-48	445	55.5	171	95.5	51	79.5	162	191	76.2	198	26	
ZHSS417-13	309	+ 2 - 2 1/8	50-54	505	62	194	111	57.2	95.5	187	216	82.5	224	35.8	
ZHSS417-14	360	+ 2 1/4 - 2 3/8	56-60	546	70	216	127	66.8	105	210	229	92	254	47.6	
ZHSS417-15	424	+ 2 1/2 - 2 5/8	64-67	597	79.5	241	140	74.5	114	235	248	102	270	64	
ZHSS417-16	549	+ 2 3/4 - 2 7/8	70-73	645	79.5	273	159	79.5	124	259	279	124	286	100	
ZHSS417-17	656	+ 3 - 3 1/8	75-80	689	85.6	292	171	86	133	292	305	133	298	125	
ZHSS417-18	750	+ 3 1/4 - 3 3/8	82-86	743	102	311	184	92	146	311	330	146	311	142	
ZHSS417-19	820	+ 3 1/2 - 3 5/8	88-92	787	102	330	197	98.5	165	330	356	159	330	181	
ZHSS417-20	1005	+ 3 3/4 - 4	94-102	845	108	362	216	108	184	362	381	178	356	246	

SOCKET

US 421T 422TWEDGE SOCKET



■ S-421T Wedge Sockets

Item No.	Dia. Of Rope (mm)	Dimension(mm)									
		A	9-10	11-13	14-16	18-19	20-22	24-26	28	30-32	
ZHWS421T-1		145	145	175	210	251	286	325	365	415	
ZHWS421T-2		69.1	69.1	88.1	109	130	149	161	176	222	
ZHWS421T-3		20.6	20.6	25.4	31.8	38.1	44.5	51	57	66.5	
ZHWS421T-4		20.6	20.6	25.4	30.2	35.1	41.4	51	57	63.5	
ZHWS421T-5		35.1	35.1	41.1	53.8	62	68.5	74.7	84	90.5	
ZHWS421T-6		77.7	77.7	95.5	114	134	156	177	194	239	
ZHWS421T-7		198	198	226	273	314	365	414	466	520	
ZHWS421T-8		47.8	47.8	32	50.5	61.2	63	77.2	65	74.7	
ZHWS421T-9		22.4	22.4	26.9	31	35.6	42.4	51	57	59.5	
ZHWS421T-10		39.6	39.6	49.3	57.2	66.8	79.5	95.5	108	114	
ZHWS421T-11		11.2	11.2	12.7	14.2	16.8	19.1	22.4	25.4	26.9	
ZHWS421T-12		54.1	54.1	65	82.6	92.2	109	119	138	156	
ZHWS421T-13		11.2	11.2	13.5	17.5	19.8	22.4	26.2	27.9	30.2	
ZHWS421T-14		31.8	31.8	44.5	51	59.5	68.5	73	82.6	117	
ZHWS421T-15	N.W.	kg	1.44	2.79	4.4	6.58	9.75	13.9	20.5	29.4	

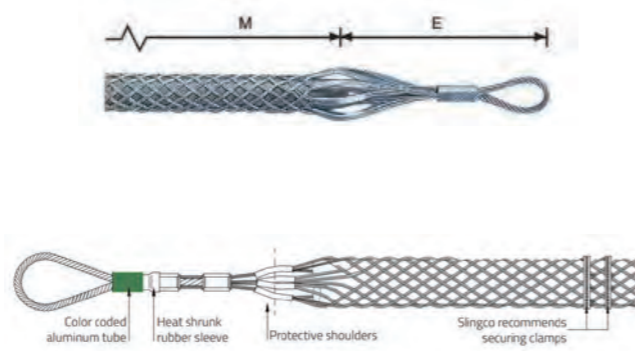
■ S-422T Wedge Sockets

Item No.	Wire Rope Size (in.)	Weight Each (lbs.)	Weight Each (kg)	Dimensions (in.)															
				A	B	C	D	G	H	J	K	L	P	R	S	T	U	V	
ZHWS422T-1	3/8	4.6	0.6	6.81	3.55	1	1	1.63	2.81	8.43	1.38	1.06	1.94	0.5	2.53	0.44	1.91	2.14	
ZHWS422T-2	4/9	4.6	0.6	6.81	3.55	1	1	1.63	2.81	8.73	1.08	1.06	1.94	0.5	2.53	0.53	1.76	1.88	
ZHWS422T-3	1/2	4.6	0.6	6.81	3.55	1	1	1.63	2.81	8.73	1.02	1.06	1.94	0.5	2.53	0.53	1.76	1.88	
ZHWS422T-4	5/16	8.5	1	9.19	4.23	1.41	1.25	2.13	3.31	11.19	1.84	1.5	3	0.63	3.25	0.75	1.92	2.16	
ZHWS422T-5	9/16	8.5	1	9.19	4.23	1.41	1.25	2.13	3.31	11.47	2.4	1.5	3	0.63	3.25	0.69	2	2.18	
ZHWS422T-6	5/8	8.5	1	9.19	4.23	1.41	1.25	2.13	3.31	11.47	2.34	1.5	3	0.63	3.25	0.69	2	2.18	
ZHWS422T-7	5/8	9.4	1.4	9.45	4.7	1.5	1.25	2.24	3.63	11.91	2.48	1.5	3	0.56	3.25	0.88	2.38	2.75	
ZHWS422T-8	3/4	9.4	1.4	9.45	4.7	1.5	1.25	2.24	3.63	11.81	2.03	1.5	3	0.56	3.25	0.88	2.13	2.63	
ZHWS422T-9	5/8	19.8	4.3	10.59	5.68	1.81	1.63	2.38	5.53	13.19	1.91	1.53	2.88	0.75	4.13	0.69	3.26	3.5	
ZHWS422T-10	3/4	20.4	4.8	10.59	5.68	1.81	1.63	2.38	5.84	13.54	2.38	1.53	2.88	0.75	4.13	0.78	3.12	3.38	
ZHWS422T-11	7/8	16.5	2.6	11.26	5.11	1.31	1.25	2.69	---	---	2.56	1.63	3.26	0.66	3.25	1.06	2.12	2.56	
ZHWS422T-12	1	16.5	2.6	11.26	5.11	1.31	1.25	2.69	---	---	2.56	1.63	3.26	0.66	3.25	1.06	1.88	2.38	
ZHWS422T-13	7/8	31.5	7.6	12.77	6.96	1.81	1.63	3.06	7.2	16.02	2.87	1.65	3.12	0.75	4.13	0.88	3.88	4.18	
ZHWS422T-14	1	32.5	8.6	12.77	6.96	1.81	1.63	3.06	7.31	16.41	2.32	1.65	3.12	0.75	4.13	1.03	3.76	4.06	
ZHWS422T-15	1-1/8	55.4	12.5	15.94	8.62	1.81	1.63	3.57	9.15	19.72	3.26	2.19	4.38	0.75	4.13	1.09	4.76	5.06	
ZHWS422T-16	1-1/4	58	15	15.94	8.62	1.81	1.63	3.57	9.39	20.22	2.83	2.19	4.38	0.75	4.13	1.19	4.62	4.94	
ZHWS422T-17	1-1/8	60.6	12.5	16.34	8.73	2.62	2.5	3.56	9.15	19.97	3.37	2.34	4.5	1.06	6.13	1.09	4.76	5.06	
ZHWS422T-18	1-1/4	64.9	15	16.34	8.73	2.62	2.5	3.56	9.39	20.48	2.94	2.34	4.5	1.06	6.13	1.19	4.62	4.94	

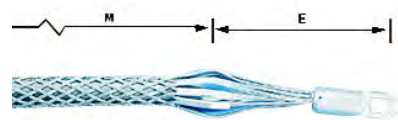
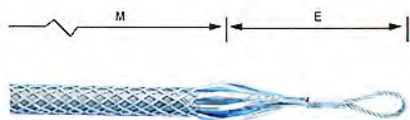
* Non-TERMINATOR™ Style

CABLE SOCK

CABLE SOCK



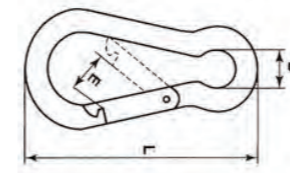
Item No.	M	E	Capacity(kg)	Cable Size(mm)
ZHCS-0.3T	330	85	300	7-12
ZHCS-0.4T	330	85	400	13-18
ZHCS-0.6T	400	120	600	18-24
ZHCS-0.7T	500	150	700	16-30
ZHCS-1.1T	630	280	1100	19-35
ZHCS-2T	760	305	2000	25-50
ZHCS-2T	950	320	2000	38-60
ZHCS-2.5T	1020	350	2500	50-75
ZHCS-2.5T	1120	380	2500	75-100



Item No.	M	E	Capacity(kg)	Cable Size(mm)
ZHCS-1.1T-A	630	180	1100	19-35
ZHCS-2T-A	760	200	2000	25-50
ZHCS-2T-A	950	210	2000	38-60
ZHCS-2.5T-A	1020	240	2500	50-75
ZHCS-2.5T-A	1120	260	2500	75-100

SNAP HOOK & QUICK LINK

SNAP HOOK DIN5299



Form A



Form B



Form C



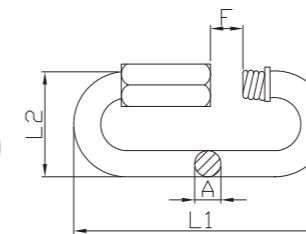
Form D



Form E

Item No.	Size (mm)	D (mm)	E (mm)	L (mm)	SWL (kg)	N.W (kg/100pcs)
ZHSH5299-1	4	7	7	40	100	0.8
ZHSH5299-2	5	8	7	50	160	1.6
ZHSH5299-3	6	9	8	60	260	2.8
ZHSH5299-4	7	10	8	70	335	4.5
ZHSH5299-5	8	12	9	80	400	6.3
ZHSH5299-6	9	12	10	90	500	9.4
ZHSH5299-7	10	15	11	100	650	12.5
ZHSH5299-8	11	18	16	120	700	19.2
ZHSH5299-9	12	20	19	140	800	25.8
ZHSH5299-10	13	22	25	160	1300	35.1
ZHSH5299-11	14	22	35	180	1600	45.5
ZHSH5299-12	15	22	35	200	1800	61.8

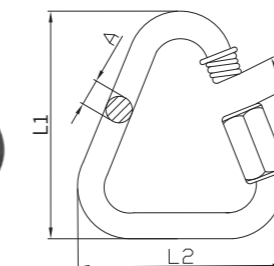
QUICK LINK



- Material: mild steel.
- Finish: galvanized or hot dipped galv.

Item No.	Size(A) (mm)	L1 (mm)	L2 (mm)	F (mm)
ZHQL-1	3.5	36	17	5
ZHQL-2	4	39	19	5.5
ZHQL-3	5	48	23	6.5
ZHQL-4	6	57	26	7.5
ZHQL-5	7	66	30	8.5
ZHQL-6	8	76	34	10.5
ZHQL-7	9	83	37	11.5
ZHQL-8	10	89	40	12.5
ZHQL-9	12	107	49	14.5
ZHQL-10	14	121	54	17
ZHQL-11	16	40	61	19

DELTA SHAPED QUICK LINK

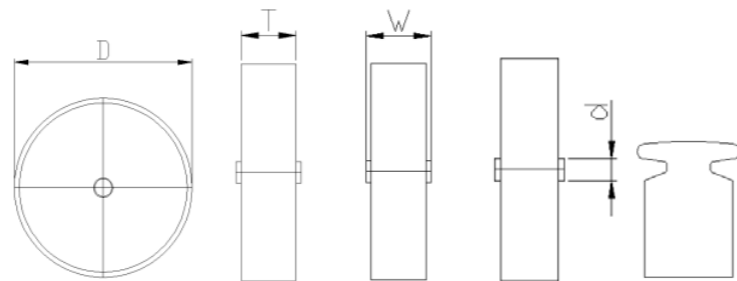


- Finish: galvanized, stainless steel
- Is available.

Item No.	Size (mm)	A (mm)	L1 (mm)	L2 (mm)	F (mm)	WLL (lbs.)
ZHDSQL-1	3.5	3.5	37	31	5	120
ZHDSQL-2	5	5	47	40	6	450
ZHDSQL-3	6	6	56	47	7.5	600
ZHDSQL-4	8	8	73	56	10	1100
ZHDSQL-5	10	10	87	66	12	1500
ZHDSQL-6	12	12	104	75	15	1650
ZHDSQL-7	14	14	122	86	19	1900

POLYURETHANE WHEELS

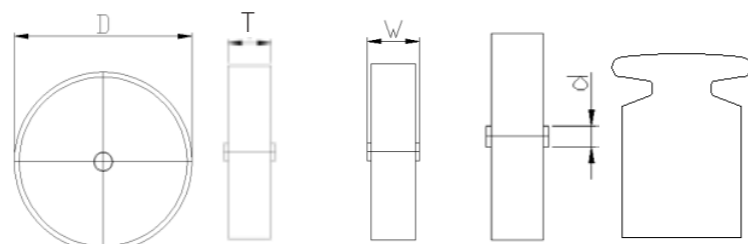
GUIDE ROLLERS



- Guide rollers
- -Tread:polyurethane
- -Center:bearing
- -Color:as per request
- -Hardness:92±3 shore A
- -Diameter range: 30-85mm
- -Load capacity:30-85mm
- -Firmly bonded
- -Abrasion-resistant, low rolling resistance
- -Low noise operation
- -Bearing:ball bearing
- -Temperature range:-30°C +80°C
- -Working speed:4km/h

(mm)	(mm)	(mm)	(mm)	(kg)
30	11	11	608zz	20
35	15	15	6000zz	30
38	10	10	608zz	30
40	14	14	6201zz	30
40	15	15	6000zz	30
45	17	17	6202zz	50
50	15	15	608zz	50
50	20	20	6201zz	60
55	17	17	6201zz	60
60	20	20	6203zz	70
70	25	25	6104zz	75
80	20	20	6302zz	75
85	25	25	6304zz	80

POLYURETHANE ROLLERS WITH NYLON CENTER

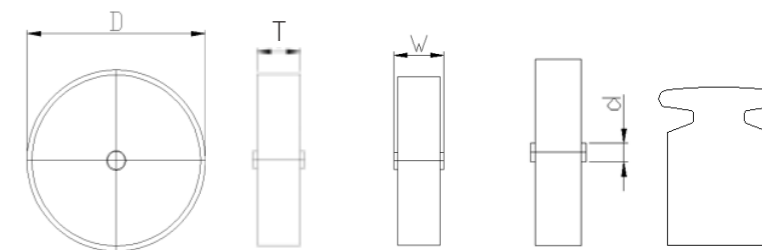


- Polyurethane rollers with nylon center
- -Tread:polyurethane
- -Center:nylon
- -Color:as per request
- -Hardness:92±3 shore A
- -Diameter range: 80-85mm
- -Load capacity:400-500kgs
- -Firmly bonded
- -Abrasion-resistant, low rolling resistance, Corrosion resistance
- -Bearing:ball bearing
- -Temperature range:-30°C +80°C
- -Working speed:4km/h

(mm)	(mm)	(mm)	(mm)	(mm)
80	70	70	20	400
80	90	90	20	400
80	93	93	20	400
82	60	60	20	400
82	65	65	20	400
82	70	70	20	400
82	90	90	20	500
82	93	93	20	500
85	70	70	20	400
85	75	75	20	400
85	90	90	20	500
85	93	93	20	500

POLYURETHANE WHEELS

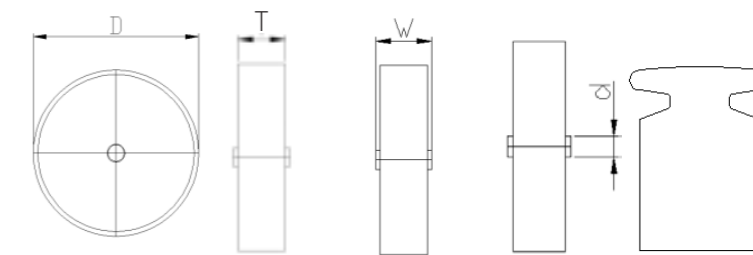
POLYURETHANE WHEELS WITH PP CENTER



- Polyurethane wheels with pp center
- -Tread:polyurethane
- -Center:PP
- -Color:As per request
- -Hardness:92±3 shore A
- -Diameter range: 4-8in
- -Load capacity:700-950lbs
- **Firmly bonded**
- -Abrasion-resistant, low rolling resistance,corrosion resistance
- -Bearing:plain bearing
- -Temperature range:
-30°C +80°C
- -Working speed:4km/h
- -Imperial

(Inch)	(Inch)	(Inch)	(Inch)	(lbs)
4	2	2-3/16	1-3/16	700
5	2	3-3/16	1-3/16	750
6	1-1/2	1-5/8	1-3/16	700
6	2	2-3/16	1-3/16	900
8	2	2-3/16	1-3/16	950

POLYURETHANE WHEELS WITH ALUMINUM CENTER

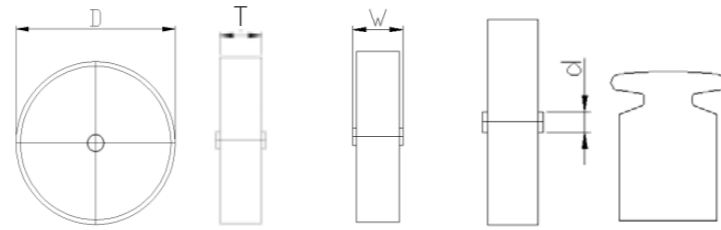


- Polyurethane wheels with aluminum center
- -Tread:polyurethane
- -Center:aluminum
- -Color:as per request
- -Hardness:92±3 shore A
- -Diameter range: 4-8in
- -Load capacity:300-1800lbs
- -Firmly bonded
- -Abrasion-resistant, low rolling resistance,corrosion resistance
- -Bearing:ball bearing
- -Temperature range:-30°C +80°C
- -Working speed:4km/h

(Inch)	(Inch)	(Inch)	(mm)	(mm)
4	2	2-3/16	17	300
5	2	2-3/16	17	800
6	2	2-3/16	17	1200
8	2	2-3/16	17	1800

POLYURETHANE WHEELS

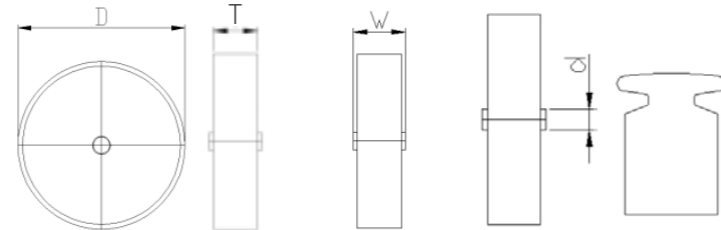

POLYURETHANE WHEELS WITH ALUMINUM CENTER



- Polyurethane wheels with aluminum center
- -Tread:polyurethane
- -Center:aluminum
- -Color:as per request
- -Hardness:as per request
- -Diameter range: 125-300mm
- -Load capacity:200-700kgs
- -Firmly bonded,75±3 shore A
- -Abrasion-resistant, low rolling resistance,corrosion resistance
- -Bearing:ball bearing
- -Temperature range:-20°C +50°C
- -Working speed:4km/h

(mm)	(mm)	(mm)	(mm)	(kg)
100	30	40	12	180
100	38	41	12	200
100	38	44	12	200
100	40	38	12	200
100	40	40	12	200
125	38	41	12	300
125	38	44	12	300
150	38	41	12	350
15	76	82	25	1000

POLYURETHANE WHEELS WITH ALUMINUM CENTER



- Polyurethane wheels with aluminum center
- -Tread:polyurethane
- -Center:aluminum
- -Color:as per request
- -Hardness:92±3 shore A
- -Diameter range: 100-150mm
- -Load capacity:180-1000kgs
- -Firmly bonded,
- -Abrasion-resistant, low rolling resistance,corrosion resistance
- -Bearing:ball bearing
- -Temperature range:-30°C +80°C
- -Working speed:4km/h

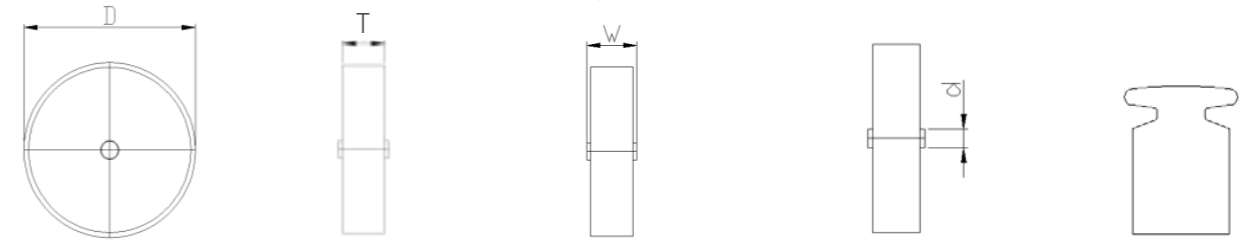
(mm)	(mm)	(mm)	(mm)	(kg)
100	30	40	12	180
100	38	41	12	200
100	38	44	12	200
100	40	38	12	200
100	40	40	12	200
125	38	41	12	300
125	38	44	12	300
150	38	41	12	350
150	76	82	25	1000

POLYURETHANE WHEELS

POLYURETHANE WHEELS WITH ALUMINUM CENTER



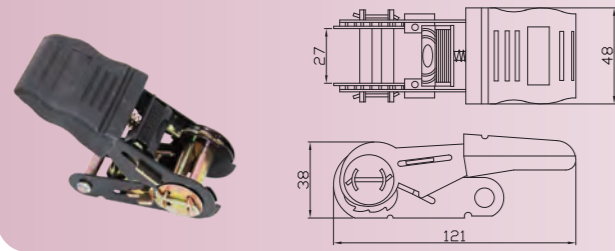
- Polyurethane wheels with aluminum center
- -Tread:polyurethane
- -Center:aluminum
- -Color:as per request
- -Hardness:92±3 shore A
- -Diameter range: 100-300mm
- -Load capacity:140-1800kgs
- -Firmly bonded
- -Abrasion-resistant, low rolling resistance,corrosion resistance
- -Bearing:ball bearing
- -Temperature range:-30°C +80°C
- -Working speed:4km/h



(mm)	(mm)	(mm)	(mm)	(kg)
100	24	24	8	140
100	30	30	15	160
100	30	32	12	160
100	31	36	12	160
100	40	40	20	200
100	40	44	15	200
100	40	45	15	200
100	50	60	20	250
125	30	50	15	250
125	40	45	15	300
125	40	40	20	300
125	40	50	20	400
125	50	50	20	450
125	50	60	20	450
125	54	60	20	500
150	40	50	20	500
150	50	50	20	550
150	50	60	20	550
160	50	50	20	600
160	50	60	20	600
170	45	57	20	600
170	50	58	20	650
175	50	50	20	650
175	50	60	20	650
180	50	50	20	700
180	50	60	20	700
190	50	60	20	750
200	50	50	20	800
200	50	60	20	800
200	76	82	25	1200
250	50	50	25	1000
250	50	60	25	1000
250	57	60	30	1100
250	63	82	25	1200
250	76	82	25	1500
300	60	60	25	1500
300	76	82	25	1800

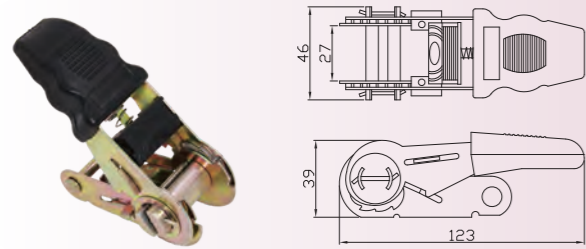
RATCHET BUCKLE

1" 680KG RUBBER HANDLE RATCHET BUCKLE



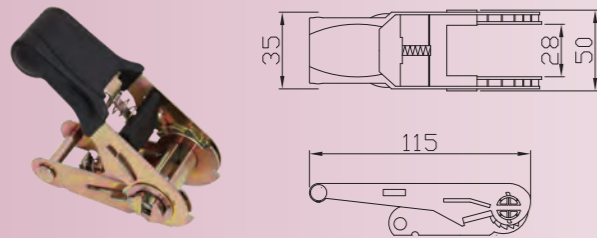
1" Rubber Handle Ratchet Buckle
 Minimum Breaking Load: 680kgs/1,500lbs
 Weight=0.175kg

1" 750KG RATCHET BUCKLE,RUBBER COATED



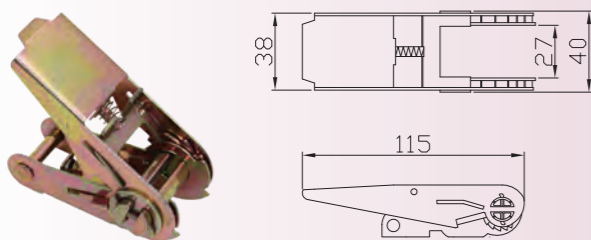
1" Ratchet Buckle, Rubber Coated
 Minimum Breaking Load: 750kgs/1,650lbs
 Weight=0.175kg

1" 750KG RATCHET BUCKLE,RUBBER COATED



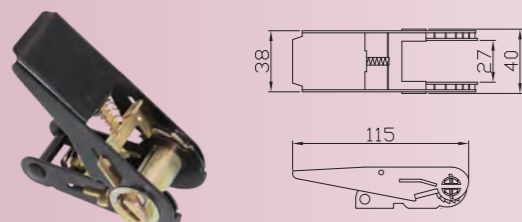
1" Ratchet Buckle, Rubber Coated
 Minimum Breaking Load: 750kgs/1,650lbs
 Weight=0.22kg

1" 800KG STANDARD RATCHET BUCKLE



1" Standard Ratchet Buckle
 Minimum Breaking Load: 800kgs/1,760lbs
 Weight=0.18kg

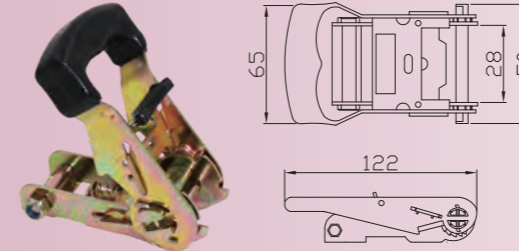
1" 800KG RATCHET BUCKLE, BLACK COATED



1" Ratchet Buckle, Black Coated
 Minimum Breaking Load: 800kgs/1,760lbs
 Weight=0.18kg

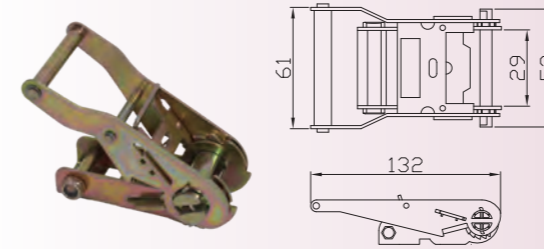
RATCHET BUCKLE

1" 1.5T RATCHET BUCKLE,RUBBER COATED



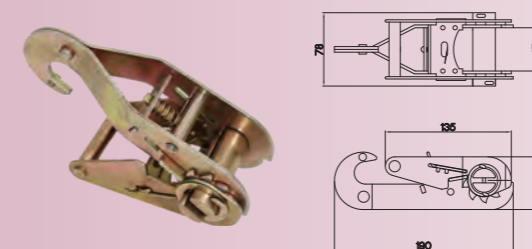
1" Ratchet Buckle, Rubber Coated
 Minimum Breaking Load: 1,500kgs/3,300lbs
 Weight=0.30kg

1" 1.5T HEAVY DUTY RATCHET BUCKLE



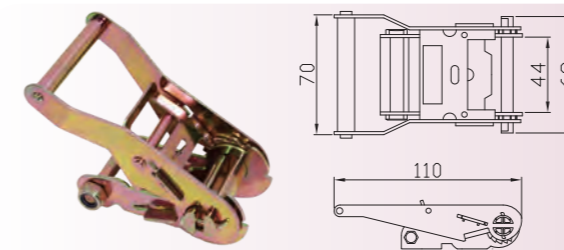
1" Heavy Duty Ratchet Buckle
 Minimum Breaking Load: 1,500kgs/3,300lbs
 Weight=0.32kg

1-3/4" 3T RATCHET BUCKLE WITH HOOK END



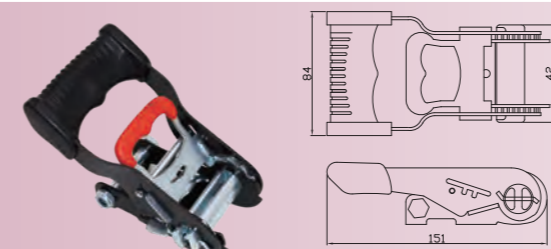
1-3/4" Ratchet Buckle With Hook End
 Minimum Breaking Load: 3,000kgs/6,600lbs
 Weight=0.895kg

1.5" 2T WIDE HANDLE,LIGHT DUTY RATCHET BUCKLE



1.5" Wide Handle, Light Duty Ratchet Buckle
 Minimum Breaking Load: 2,000kgs/4,400lbs
 Weight=0.43kg

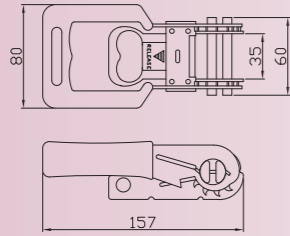
1.5" 2T WIDE RUBBER HANDLE RATCHET BUCKLE



1.5" Wide Rubber Handle Ratchet Buckle
 Minimum Breaking Load: 2,000kgs/4,400lbs
 Weight=0.451kg

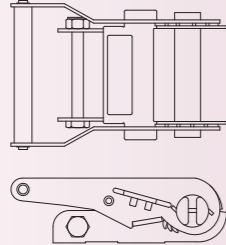
RATCHET BUCKLE

1.5" 2T RATCHET BUCKLE,RUBBER COATED



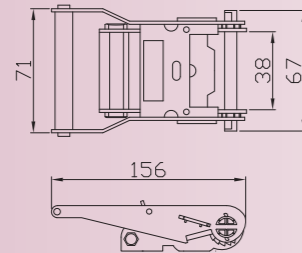
1.5"Ratchet Buckle ,Rubber Coated
Minimum Breaking Load: 2,000kgs/4,400lbs
Weight=0.42kg

1.5" 3T RATCHET BUCKLE



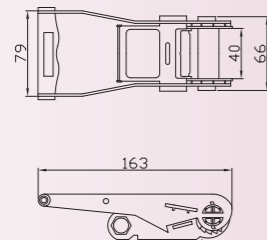
1.5"Ratchet Buckle
Minimum Breaking Load:3,000kgs/6,600lbs
Weight=0.71kg

1.5" 3T RATCHET BUCKLE,PLASTIC HANDLE



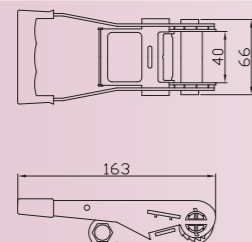
1.5"Ratchet Buckle, Plastic Handle
Minimum Breaking Load: 3,000kgs/6,600lbs
Weight=0.55kg

1.5" 3T WIDE RUBBER HANDLE RATCHET BUCKLE



1.5"Wide Rubber Handle Ratchet Buckle
Minimum Breaking Load:3,000kgs/6,000lbs
Weight=0.549kg

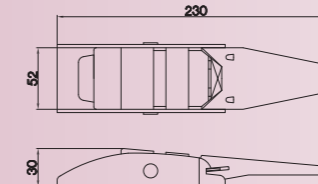
1.5" 3T RUBBER COATED HANDLE RATCHET BUCKLE



1.5"Rubber Coated Handle Ratchet Buckle
Minimum Breaking Load:3,000kgs/6,600lbs
Weight=0.518kg

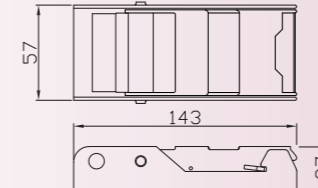

RATCHET BUCKLE

2" 1.5T OVERCENTER BUCKLE SHARP



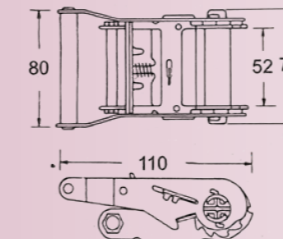
2"Overcenter Buckle Sharp
Minimum Breaking Load: 1,500kgs/3,300lbs
Weight=0.46kg

2" 2T OVERCENTER BUCKLE



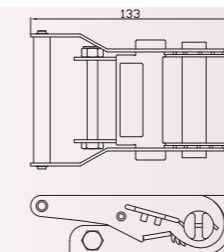
2"Overcenter Buckle
Minimum Breaking Load: 2,000kgs/4,400lbs
Weight=0.33kg

2" 2T RATCHET BUCKLE WITH PLATE



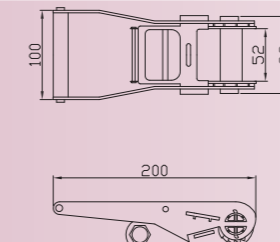
2"Ratchet Buckle with Plate
Minimum Breaking Load:2,000kgs/4,400lbs
Weight=0.56kg

2" 2T RATCHET BUCKLE



2"Ratchet Buckle
Minimum Breaking Load:2,000kgs/4,400lbs
Weight=0.47kg

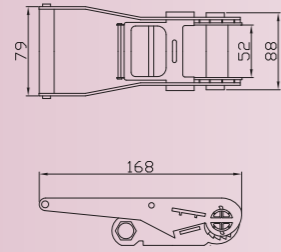
2" 5T MEDIUM HANDLE,DOUBLE SECURITY RATCHET BUCKLE



2"Medium Handle, Double Security Ratchet Buckle
Minimum Breaking Load: 5,000kgs/11,000lbs
Weight=0.95kg

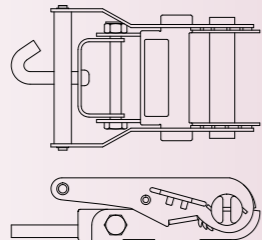
RATCHET BUCKLE

2" 5T SHORT HANDLE,DOUBLE SECURITY RATCHET BUCKLE



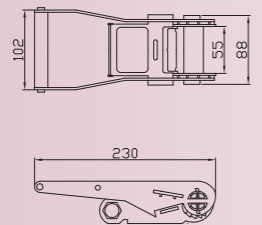
2"Short Handle, Double Security Ratchet Buckle
Minimum Breaking Load: 5,000kgs/11,000lbs
Weight=0.92kg

2" 5T RATCHET BUCKLE WITH SWIVAL HOOK



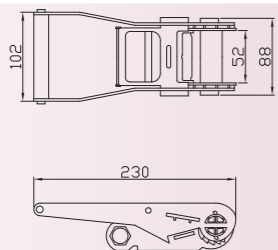
2"Ratchet Buckle With Swival Hook
Minimum Breaking Load:5,000kgs/11,000lbs
Weight=1.165kg

2" 5T LONG HANDLE,DOUBLE SECURITY RATCHET BUCKLE



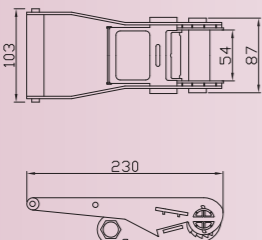
2"Long Handle,Double Security Ratchet Buckle
Minimum Breaking Load: 5,000kgs/11,000lbs
Weight=1.0kg

2" 5T LONG HANDLE,DOUBLE SECURITY RATCHET BUCKLE



2"Long Handle,Double Security Ratchet Buckle
Minimum Breaking Load: 5,000kgs/11,000lbs
Weight=0.96kg

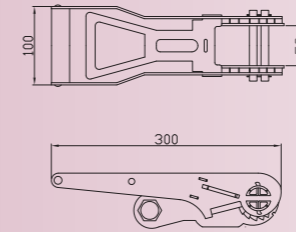
2" 5T BLACK COATED METAL HANDLE RATCHET BUCKLE



2"Black Coated Metal Handle Ratchet Buckle
Minimum Breaking Load:5,000kgs/11,000lbs
Weight=0.948kg

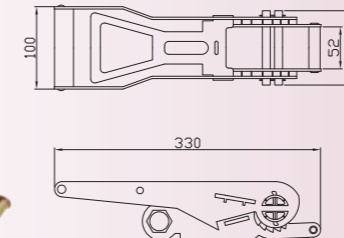
RATCHET BUCKLE

2" 5T EXTRA LONG HANDLE,DOUBLE SECURITY RATCHET BUCKLE



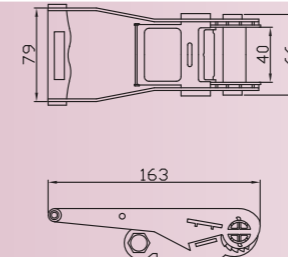
2"Extra Long Handle,Double Security Ratchet Buckle
Minimum Breaking Load: 5,000kgs/11,000lbs
Weight=1.2kg

2" 5T EXTRA LONG HANDLE,REVERSE RATCHET BUCKLE



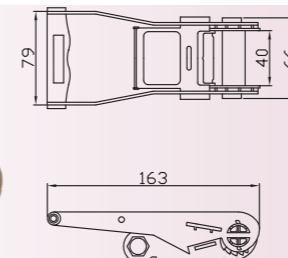
2"Extra Long Handle,Reverse Ratchet Buckle
Minimum Breaking Load:5,000kgs/11,000lbs
Weight=1.5kg

2" 5T PVC COATED RATCHET BUCKLE



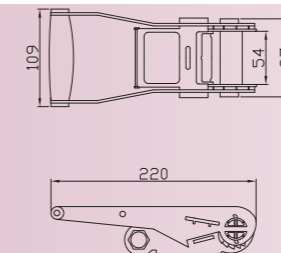
2"PVC Coated Ratchet Buckle
Minimum Breaking Load:5,000kgs/11,000lbs
Weight=1.065kg

2" 6T PVC COATED BROWN RATCHET BUCKLE



2"PVC Coated Ratchet Buckle
Minimum Breaking Load:6,000kgs/13,200lbs
Weight=1.45kg

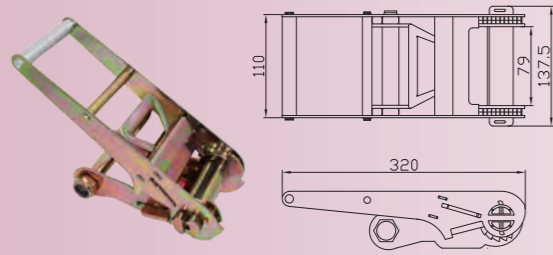
2" 6T HEAVY DUTY RATCHET BUCKLE



2"Heavy Duty Ratchet Buckle
Minimum Breaking Load:6,000kgs/13,200lbs
Weight=1.05kg

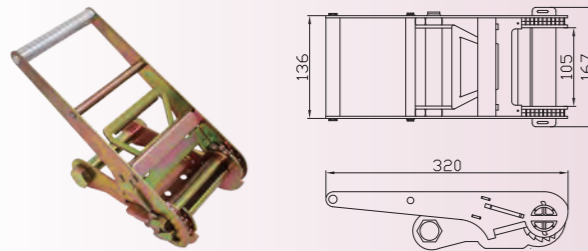
STAINLESS STEEL RATCHET BUCKLE

3" 10T LONG HANDLE RATCHET BUCKLE



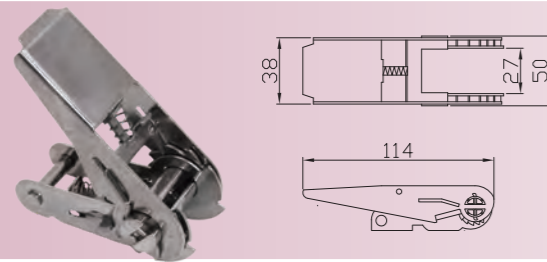
3" Long Handle Ratchet Buckle
 Minimum Breaking Load: 10,000kgs/22,000lbs
 Weight=3.2kg

4" 11T LONG HANDLE RATCHET BUCKLE



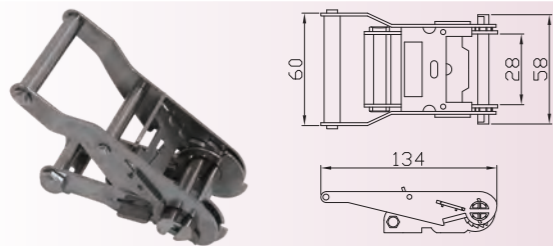
4" Long handle Ratchet Buckle
 Minimum Breaking Load: 11,000kgs/24,000lbs
 Weight=3.6kg

1" 750KG STANDARD RATCHET, STAINLESS STEEL



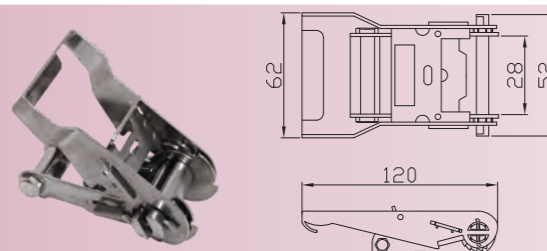
1" Standard Ratchet, Stainless Steel
 Minimum Breaking Load: 750kgs/1,650lbs
 Weight=0.2kg

1" 1.5T HEAVY DUTY RATCHET, STAINLESS STEEL



1" Heavy Duty Ratchet, Stainless Steel
 Minimum Breaking Load: 1,500kgs/3,300lbs
 Weight=0.4kg

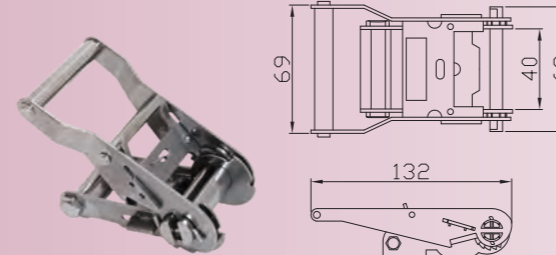
1" 2T HEAVY DUTY RATCHET, STAINLESS STEEL



1" Heavy Duty Ratchet, Stainless Steel
 Minimum Breaking load: 2,000kgs/4,400lbs
 Weight=0.380kg

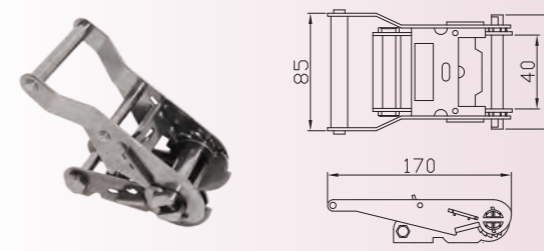
STAINLESS STEEL RATCHET BUCKLE

1.5" 2T WIDE HANDLE RATCHET, STAINLESS STEEL



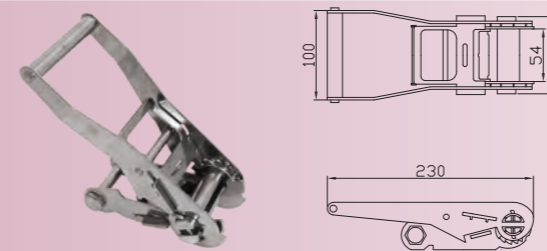
1.5" Wide Handle Ratchet, Stainless Steel
 Minimum Breaking load: 2,000kgs/4,400lbs
 Weight=0.437kg

1.5" 3T WIDE HANDLE RATCHET, DOUBLE SECURITY LOCK, STAINLESS STEEL



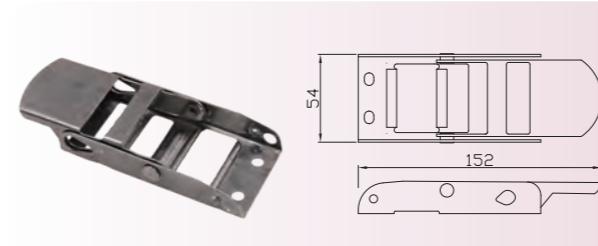
1.5" Wide Handle Ratchet, Double Security Lock
 Stainless Steel Minimum Breaking Load: 3,000kgs/6,600lbs
 Weight=0.85kg

2" 3T LONG WIDE HANDLE RATCHET, STAINLESS STEEL



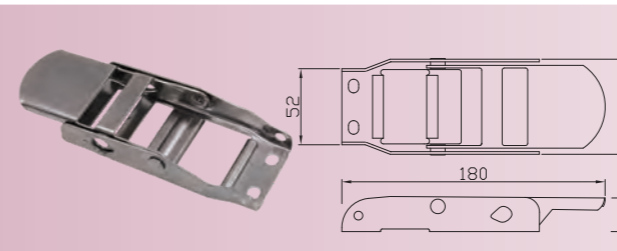
2" Long Wide Handle Ratchet, Stainless Steel
 Minimum Breaking Load: 3,000kgs/6,600lbs
 Weight=1.16kg

2" 450KG OVERCENTER BUCKLE, STAINLESS STEEL



2" Overcenter Buckle, Stainless Steel
 Minimum Breaking Load: 450kgs/990lbs
 Weight=0.15kg

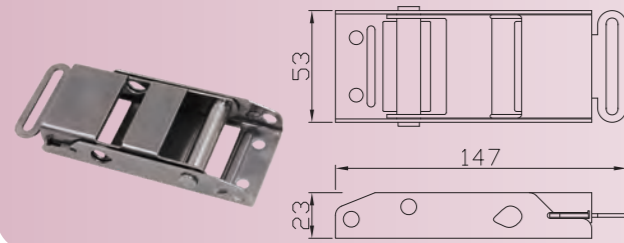
2" 800KG OVERCENTER BUCKLE, STAINLESS STEEL



2" Overcenter Buckle, Stainless Steel
 Minimum Breaking Load: 800kgs/1,760lbs
 Weight=0.24kg

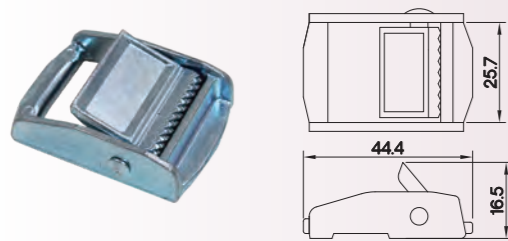
CAM BUCKLE

2" 800KG OVERCENTER BUCKLE,STAINLESS STEEL




2"Overcenter Buckle,Stainless Steel
Minimum Breaking Load: 800kgs/1,760lbs
Weight=0.285kg

1" 250KG CAM BUCKLE




1"Cam Buckle
Minimum Breaking Load: 250kgs/550lbs
Weight=0.03kg

1" 500KG CAM BUCKLE



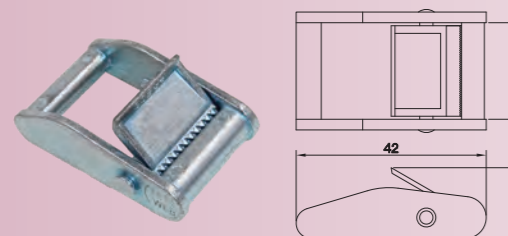
1"Cam Buckle
Minimum Breaking Load: 500kgs/1,100lbs
Weight=0.115kg

1" 250KG CAM BUCKLE ROUND HEAD



1"Cam Buckle Round Head
Minimum Breaking Load: 250kgs/550lbs
Weight=0.03kg

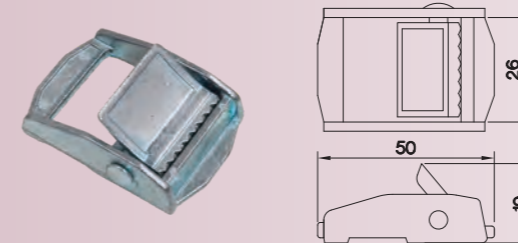
1" 350KG CAM BUCKLE



1"Cam Buckle
Minimum Breaking Load:350kgs/770lbs
Weight=0.053kg


CAM BUCKLE

1" 450KG CAM BUCKLE




1"Cam Buckle
Minimum Breaking Load: 450kgs/880lbs
Weight=0.053kg

1" 500KG CAM BUCKLE




1"Cam Buckle
Minimum Breaking Load: 500kgs/1,100lbs
Weight=0.065kg

1" 600KG CAM BUCKLE



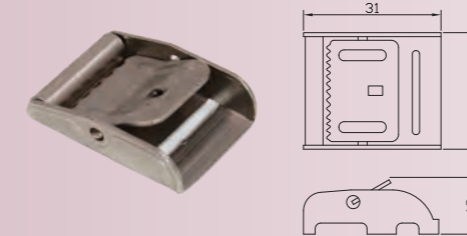
1"Cam Buckle
Minimum Breaking Load: 600kgs/1,320lbs
Weight=0.058kg

1" 680KG CAM BUCKLE



1"Cam Buckle
Minimum Breaking Load: 680kgs/1,540lbs
Weight=0.128kg

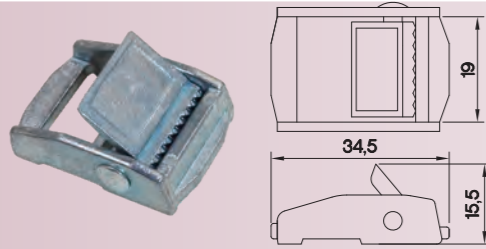
3/4" 60KG STEEL CAM BUCKLE



3/4"Steel Cam Buckle
Minimum Breaking Load: 60kgs/132lbs
Weight=0.012kg


CAM BUCKLE

3/4" 180KG CAM BUCKLE




3/4"Cam Buckle
Minimum Breaking Load: 180kgs/400lbs
Weight=0.021kg

3/4" 80KG STEEL CAM BUCKLE




3/4"Steel Cam Buckle
Minimum Breaking Load: 80kgs/176lbs
Weight=0.018kg

1" 800KG CAM BUCKLE



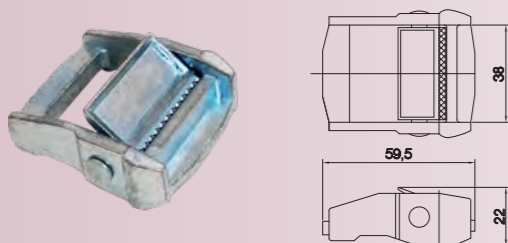
1"Cam Buckle
Minimum Breaking Load: 800kgs/1,800lbs
Weight=0.08kg

1" 700KG CAM BUCKLE



Breaking Strength: 700kg/lbs
Weight=120g
Surface: Yellow galvanized and Handle with Plastic


1.5" 600KG CAM BUCKLE



1.5"Cam Buckle
Minimum Breaking Load: 600kgs/1,320lbs
Weight=0.12 kg

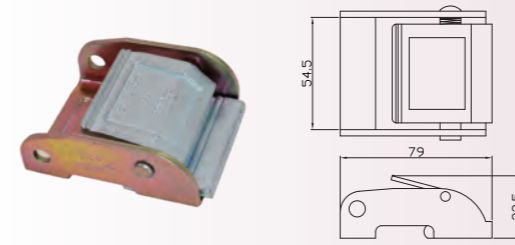
CAM BUCKLE

1.5" 700KG CAM BUCKLE



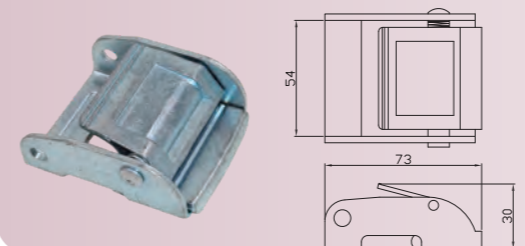
1.5"Cam Buckle
Minimum Breaking Load: 700kgs/1,540lbs
Weight=0.15 kg

2" 800KG CAM BUCKLE



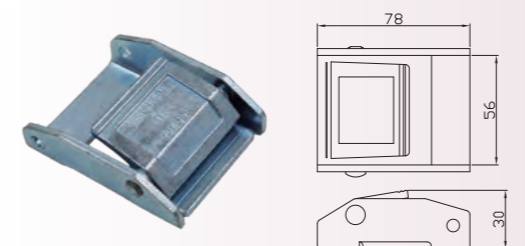
2"Cam Buckle
Minimum Breaking Load: 800kgs/1,760lbs
Weight=0.257 kg

2" 1.5T CAM BUCKLE



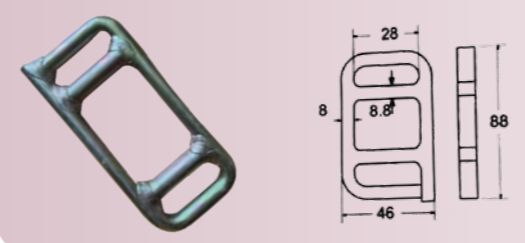
2"Cam Buckle
Minimum Breaking Load: 1,500kgs/3,300lbs
Weight=0.260kg

2" 800KG CAM BUCKLE



2"Cam Buckle
Minimum Breaking Load: 800kgs/1,760lbs
Weight=0.257kg

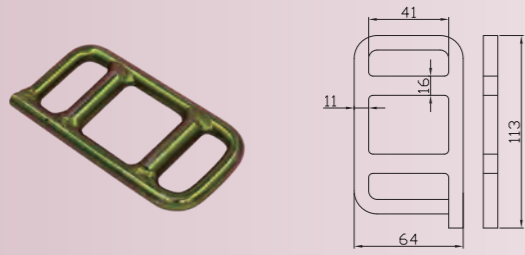
1-1/16" 3T WELDED BUCKLE



1-1/16"Welded Buckle
Minimum Breaking Load:3,000kgs/6,600lbs
Weight=0.165kg

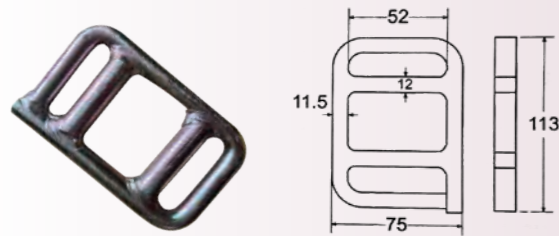
CAM BUCKLE

1.5" 4T WELDED BUCKLE



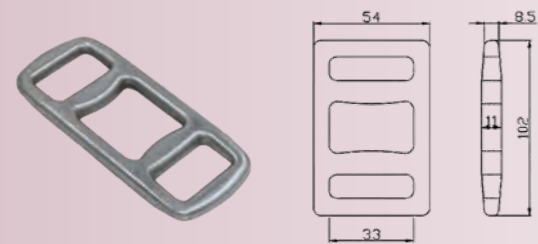
1.5"Welded Buckle
Minimum Breaking Load:4,000kgs/11,000lbs
Weight=0.265kg

2" 5T WELDED BUCKLE



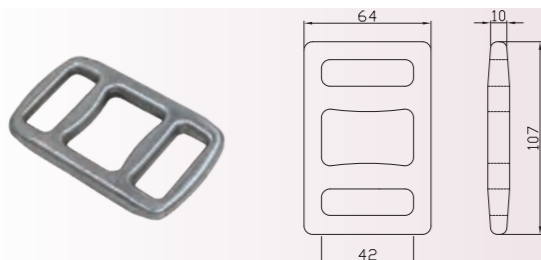
2"5T Welded Buckle
Minimum Breaking Load:5,000kgs/11,000lbs
Weight=0.4kg

1-1/16" 3T FORGED BUCKLE



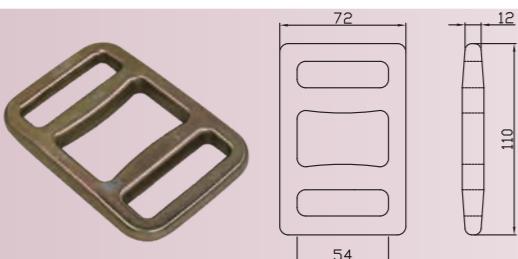
1-1/16"Forged Buckle
Minimum Breaking Load:3,000kgs/6,600lbs
Weight=0.21kg

1.5" 4T FORGED BUCKLE



1.5"Forged Buckle
Minimum Breaking Load:4,000kgs/8,800lbs
Weight=0.27kg

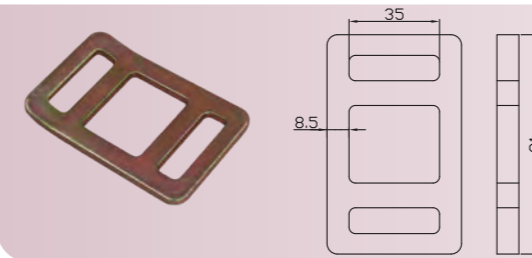
2" 5T FORGED BUCKLE



2"Forged Buckle
Minimum Breaking Load:5,000kgs/11,000lbs
Weight=0.38kg

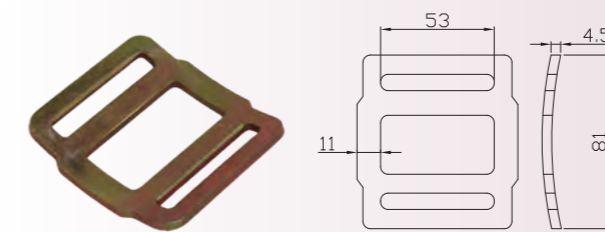
BUCKLE

1.5" 1.6T ONE TIME BUCKLE



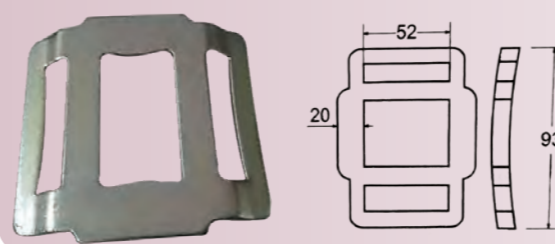
1.5"One Time Buckle
Minimum Breaking Load:1,600kgs/3,520lbs
Weight=0.081kg

2" 1.8T WEBBING ADJUSTER



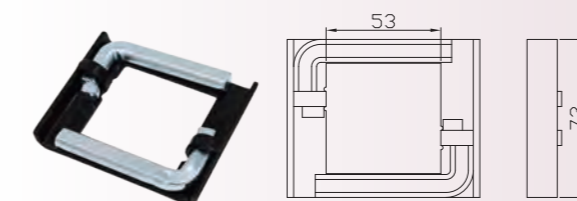
2"Webbing Adjuster
Minimum Breaking Load:1,800kgs/3,960lbs
Weight=0.116kg

2" 5T WEBBING ADJUSTER



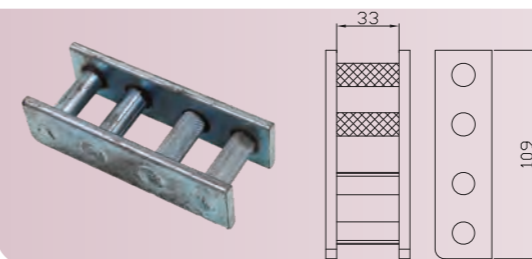
2"Webbing Adjuster
Minimum Breaking Load:5,000kgs/11,000lbs
Weight=0.16kg

2" 1.8T WEBBING BELT BUCKLE



2"Webbing Belt Buckle
Minimum Breaking Load:1,800kgs/3970lbs
Weight=0.214kg

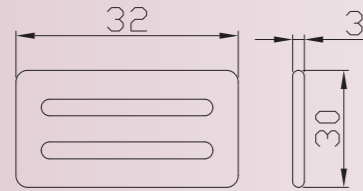
1.5" 3T WELDED BUCKLE WITH 4 RUNGS



1.5"Welded Buckle with 4 Rungs
Minimum Breaking Load: 3,000kgs/6,600lbs
Weight=0.385kg

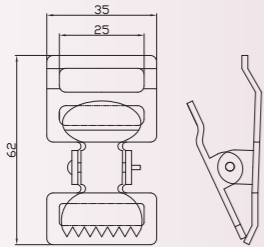
BUCKLE

1" 800KG SLIDE BUCKLE



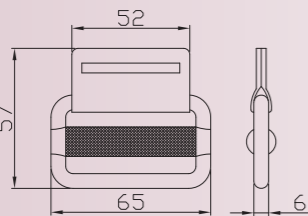
1"Slide Buckle
Minimum Breaking Load:800kgs/1,760lbs
Weight=0.022kg

1" 800KG SLIDE BUCKLE WITH SNAP



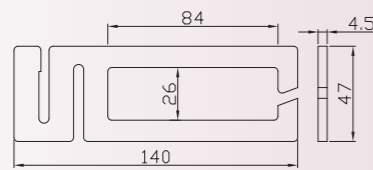
1"Slide Buckle with Snap
Minimum Breaking Load:800kgs/1,760lbs
Weight=0.038kg

2" 600KG SLIDE BUCKLE WITH SHEET METAL



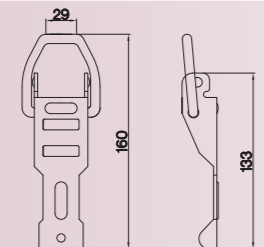
2"Slide Buckle with Sheet Metal
Minimum Breaking Load:600kgs/1,320lbs
Weight=0.110kg

25/32" 200KG SLIDE BUCKLE



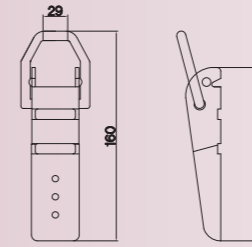
25/32"Slide Buckle
Minimum Breaking Load:200kgs/440lbs
Weight=0.146kg

1" 1.5T CAR LASHING BUCKLE



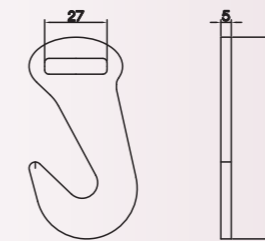
1"Car Lashing Buckle
Minimum Breaking Load: 1,500kg/3,300lbs
Weight=0.14kg

1" 2T CAR LASHING BUCKLE



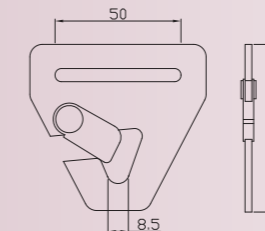
1"Car Lashing Buckle
Minimum Breaking Load: 2,000kg/4,400lbs
Weight=0.34kg

1" 2T CAR LASHING HOOK



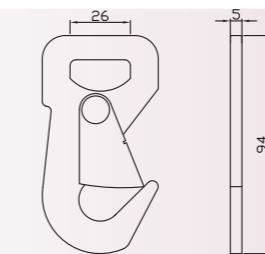
1"Car Lashing Hook
Minimum Breaking Load: 2,000kg/4,400lbs
Weight=0.092kg

2" 1.5T SNAP HOOK



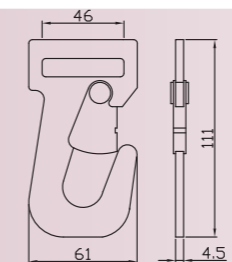
2"Snap Hook
Minimum Breaking Load: 1,500kg/3,300lbs
Weight=0.07kg

1" 1.5T CONVERSION SNAP HOOK



1"Conversion Snap Hook
Minimum Breaking Load: 1,500kg/3,300lbs
Weight=0.085kg

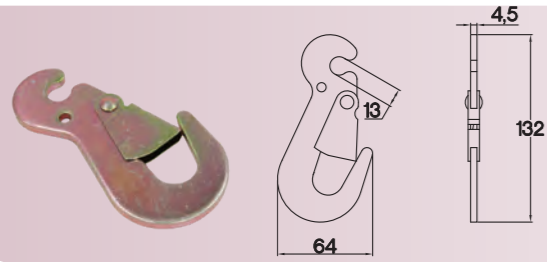
1.5" 2.2T FLAT SNAP HOOK



1.5"Flat Snap Hook
Minimum Breaking Load: 2,200kg/5,000lbs
Weight=0.165kg

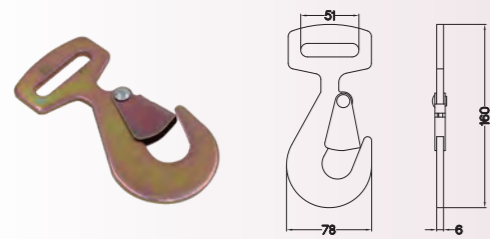
SNAP HOOK

2" 3T CONVERSION SNAP HOOK



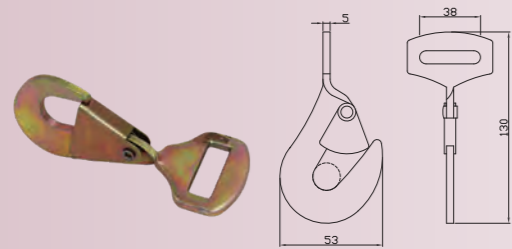
2" Conversion Snap Hook
 Minimum Breaking Load: 3,000kg/6,600lbs
 Weight=0.157kg

2" FLAT SNAP HOOK



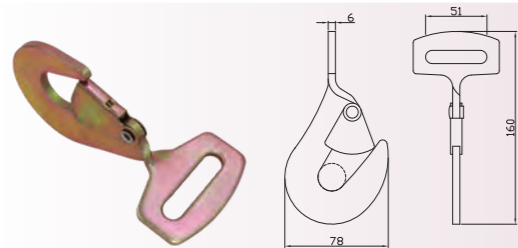
2" Flat Snap Hook
 Minimum Breaking Load: 5,000kg/11,000lbs
 Weight=0.31kg

1.5" 1.5T TWISTED SNAP HOOK



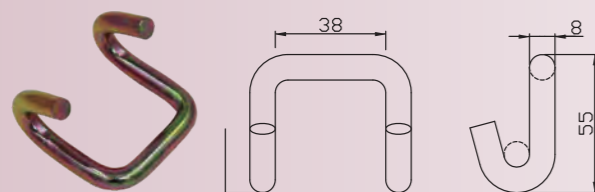
1.5" Twisted Snap Hook
 Minimum Breaking Load: 1,500kg/3,300lbs
 Weight=0.16kg

2" 5T TWISTED SNAP HOOK



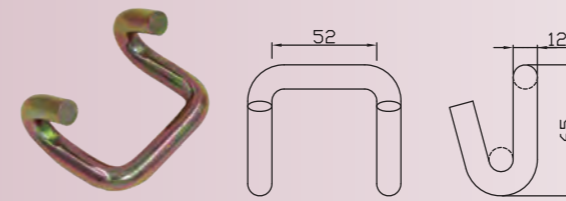
2" Twisted Snap Hook
 Minimum Breaking Load: 5,000kg/11,000lbs
 Weight=0.31kg

1.5" 3T CLAW HOOK



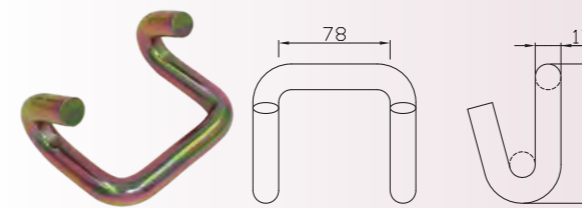
1.5" Claw Hook
 Minimum Breaking Load: 3,000kg/6,600lbs
 Weight=0.107kg

2" 5T CLAW HOOK



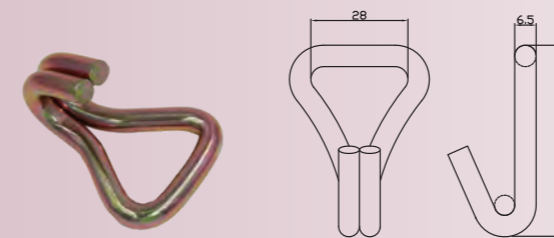
2" Claw Hook
 Minimum Breaking Load: 5,000kg/11,000lbs
 Weight=0.185kg

3" 10T CLAW HOOK



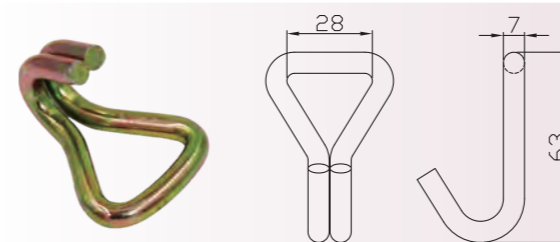
3" Claw Hook
 Minimum Breaking Load: 10,000kg/22,000lbs
 Weight=0.568kg

1" 800KG DOUBLE J HOOK



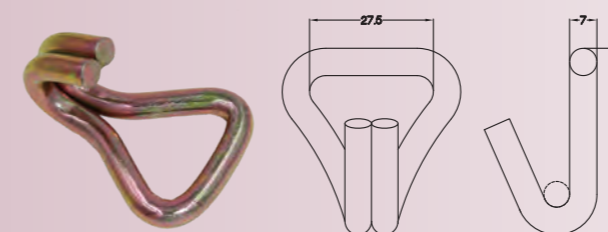
1" Double J Hook
 Minimum Breaking Load: 800kg/1,760lbs
 Weight=0.036kg

1 1/16" 1.5T DOUBLE J HOOK



1 1/16" Double J Hook
 Minimum Breaking Load: 1,500kg/3,300lbs
 Weight=0.062kg

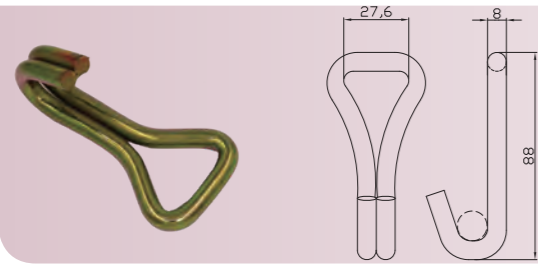
1" 1.5T DOUBLE J HOOK



1" Double J Hook
 Minimum Breaking Load: 1,500kg/3,300lbs
 Weight=0.068kg

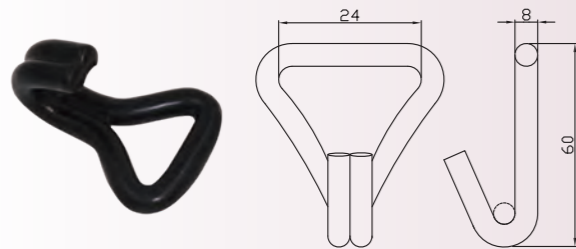
DOUBLE J HOOK

1" 1.5T DOUBLE J HOOK



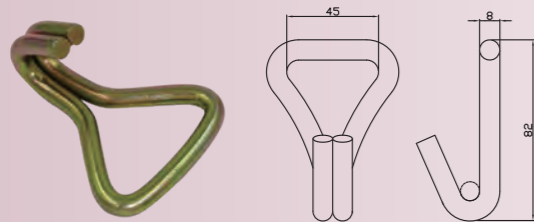
1"Double J Hook
Minimum Breaking Load:1,500kgs/3,300lbs
Weight=0.107kg

1" 1.5T DOUBLE J HOOK,PVC COATED



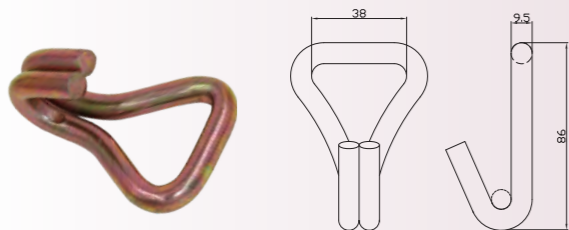
1"Double J Hook,PVC Coated
Minimum Breaking Load:1,500kgs/3,300lbs
Weight=0.076kg

1.5" 1T TRUCK HOOK



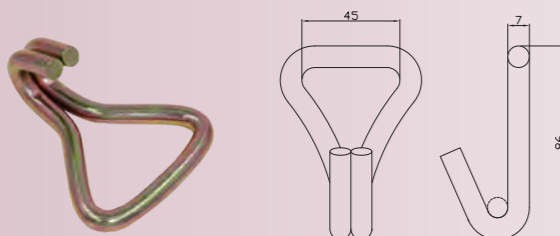
1.5"Truck Hook
Minimum Breaking Load:1,000kgs/2,200lbs
Weight=0.112kg

1.5" 3T DOUBLE J HOOK



1.5"Double J Hook
Minimum Breaking Load:3,000kgs/6,600lbs
Weight=0.154kg

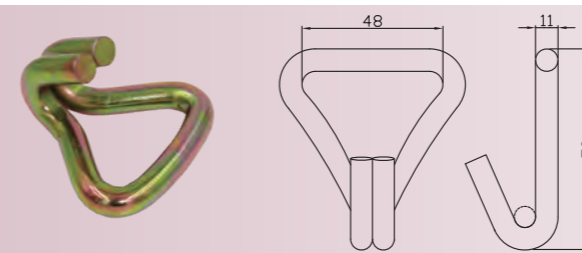
2" 900KG TRUCK HOOK



2"Truck Hook
Minimum Breaking Load:900kgs/1,980lbs
Weight=0.09kg

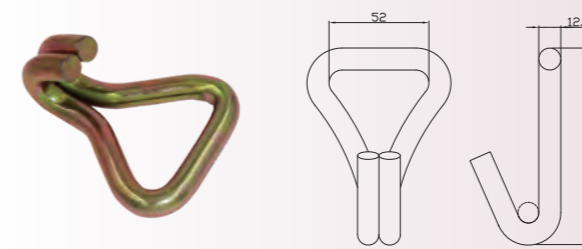
DOUBLE J HOOK

2" 5T DOUBLE J HOOK



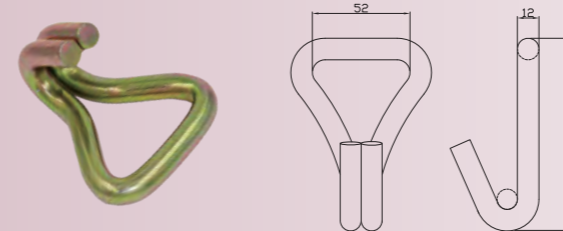
2"Double J hook
Minimum Breaking Load: 5000kgs/1,1000lbs
Weight=0.208kg

2" 5T LONG DOUBLE J HOOK



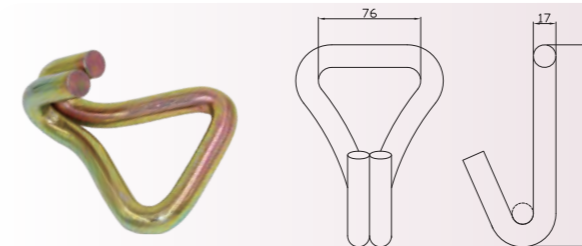
2"Long Double J Hook
Minimum Breaking Load:5,000kgs/11,000lbs
Weight=0.292kg

2" 5T STANDARD DOUBLE J HOOK



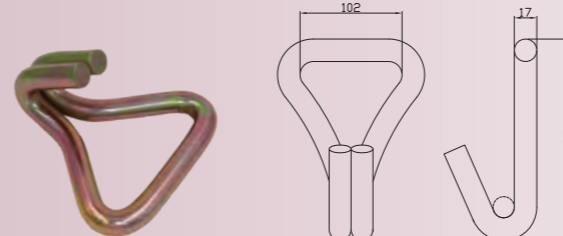
2"Standard Double J Hook
Minimum Breaking Load:5,000kgs/11,000lbs
Weight=0.24kg

3" 10T DOUBLE J HOOK



3"Double J Hook
Minimum Breaking Load:10,000kgs/22,000lbs
Weight=0.81kg

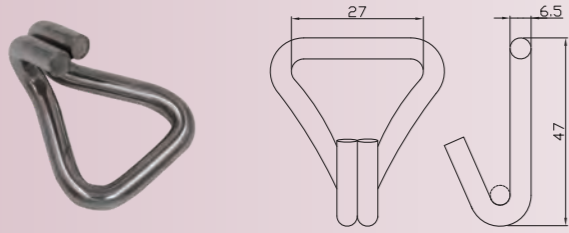
4" 10T DOUBLE J HOOK



4"Double J Hook
Minimum Breaking Load: 10,000kgs/22,000lbs
Weight=0.93kg

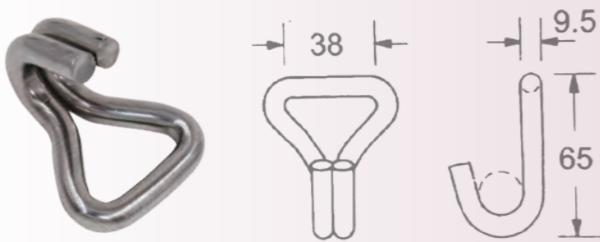
DOUBLE J HOOK

1" 800KG STAINLESS STEEL DOUBLE J HOOK



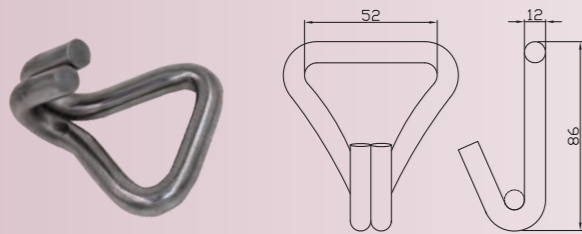
1"Stainless Steel Double J Hook
Minimum Breaking Load:800kgs/1,760lbs
Weight=0.052kg

1.5" 2T STAINLESS STEEL DOUBLE J HOOK



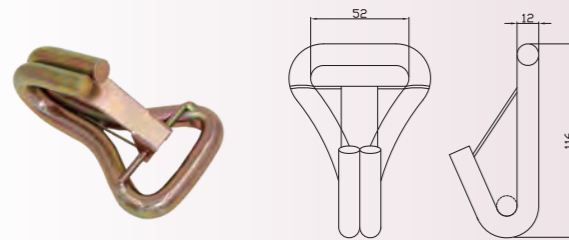
1.5"Stainless Steel Double J Hook
Minimum Breaking load:2,000kgs/4,400lbs
Weight=0.14kg

2" 3T STAINLESS STEEL DOUBLE J HOOK



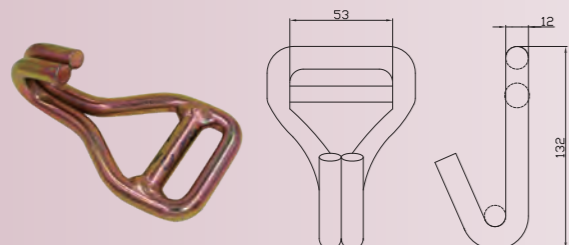
2"Stainless Steel Double J Hook
Minimum Breaking Load:3,000kgs/6,600lbs
Weight=0.267kg

2" 5T LONG DOUBLE J HOOK WITH SAFETY LATCH



2"Long Double J Hook with Safety Latch
Minimum Breaking Load:5,000kgs/11,000lbs
Weight=0.413kg

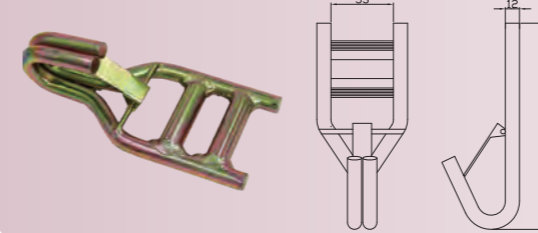
2" 5T WELDED DOUBLE J HOOK



2"Welded Double J Hook
Minimum Breaking Load:5,000kgs/11,000lbs
Weight=0.45kg

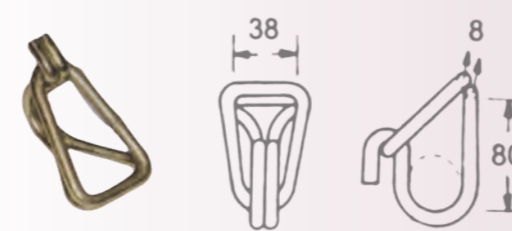
HOOK AND KEEPER

2" 5T WELDED DOUBLE J HOOK WITH LATCH & RUNG



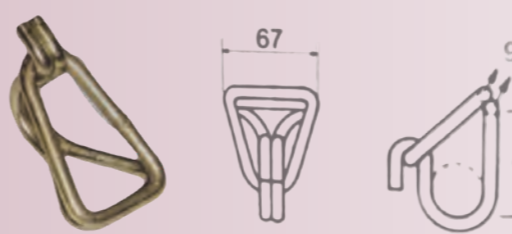
2"Welded Double J hook with Latch & Rung
Minimum Breaking Load: 5,000kgs/11,000lbs
Weight=0.63kg

1.5" 3T HOOK AND KEEPER



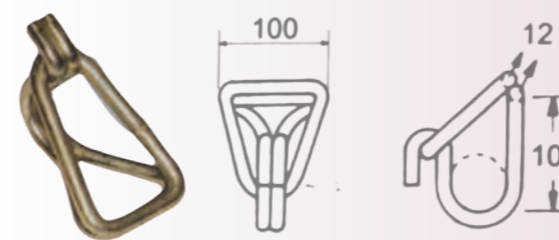
1.5"Hook And Keeper
Minimum Breaking Load:3,000kgs/6,600lbs
Weight=0.19kg

2" 5T HOOK AND KEEPER



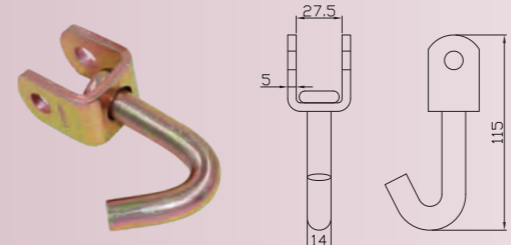
2"Hook And Keeper
Minimum Breaking Load:5,000kgs/1,1000lbs
Weight=0.325kg

3" 10T HOOK AND KEEPER



3"Hook And Keeper
Minimum Breaking Load:10,000kgs/22,000lbs
Weight=0.74kg

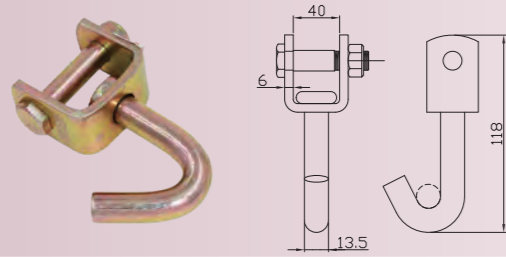
1.5" 3T SWIVEL J HOOK



1.5"Swivel J Hook
Minimum Breaking Load:3,000kgs/6,600lbs
Weight=0.29kg

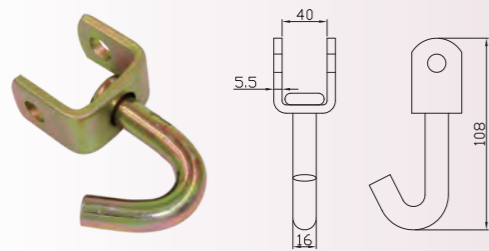
SINGLE J HOOK

1.5" 3T SWIVEL J HOOK WITH SCREW



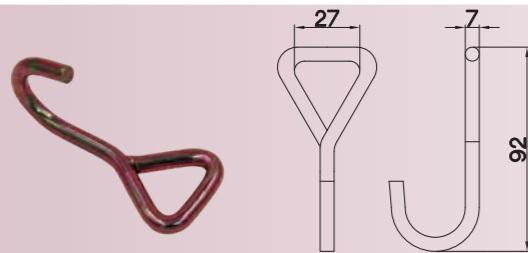
1.5" Hook with Screw
 Minimum Breaking Load: 3,000kgs/6,600lbs
 Weight=0.324kg

2" 5T SWIVEL J HOOK



2" Swivel J Hook
 Minimum Breaking Load: 5,000kgs/11,000lbs
 Weight=0.332kg

1" 500KG SINGLE J HOOK



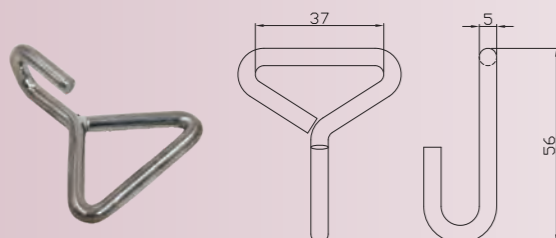
1" Single J hook
 Minimum Breaking Load: 500kgs/1,100lbs
 Weight=0.062kg

1" 600KG SINGLE J HOOK



1" B.S Single J hook
 Minimum Breaking Load: 600kgs/1,320lbs
 Weight=0.082kg

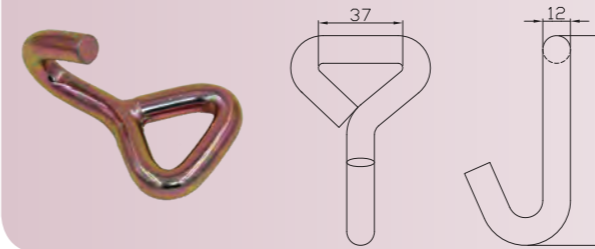
1.5" 100KG SINGLE J HOOK



1.5" Single J Hook
 Minimum Breaking Load: 100kgs/220lbs
 Weight=0.023kg

SINGLE J HOOK

1.5" 3T SINGLE J HOOK



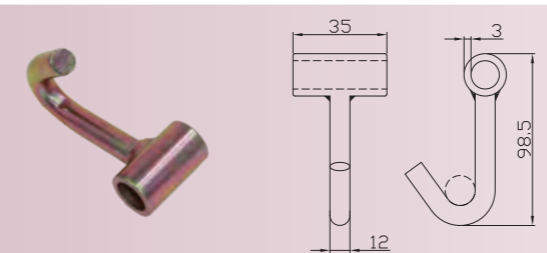
1.5" Single J hook
 Minimum Breaking Load: 3,000kgs/6,600lbs
 Weight=0.184kg

2" 3T SINGLE J HOOK



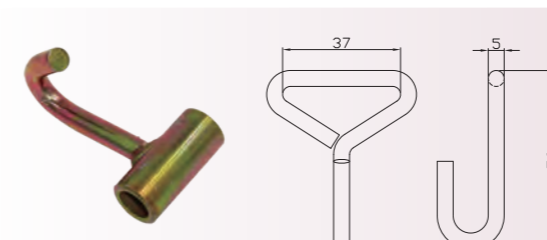
2" Single J Hook
 Minimum Breaking Load: 3,000kgs/6,600lbs
 Weight=0.275kg

1.5" 2.5T SINGLE J HOOK WITH TUBE



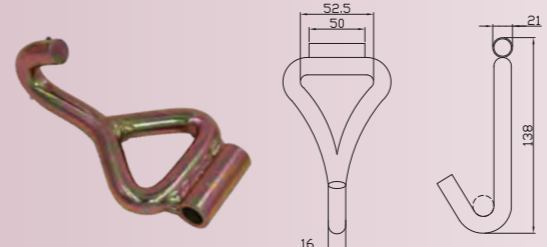
1.5" Single J Hook With Tube
 Minimum Breaking Load: 2,500kgs/5,500lbs
 Weight=0.145kg

2" 2.5T SINGLE J HOOK WITH TUBE



2" Single J Hook With Tube
 Minimum Breaking Load: 2,500kgs/5,500lbs
 Weight=0.168kg

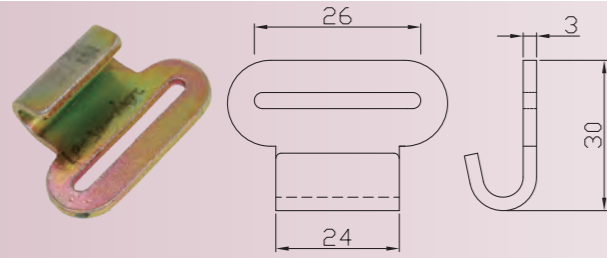
2" 5T SINGLE J HOOK WITH WELDED TUBE



2" Single J Hook With Welded Tube
 Minimum Breaking Load: 5,000kgs/11,000lbs
 Weight=0.562kg

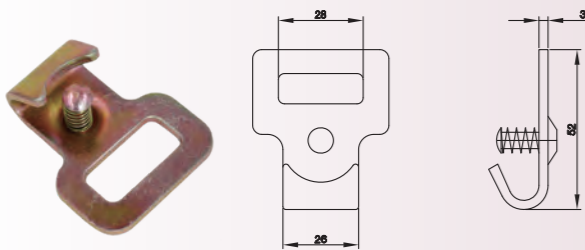
FLAT HOOK

1" 800KG FLAT HOOK



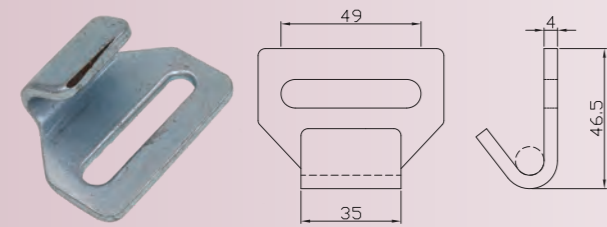
1" Flat Hook
Minimum Breaking Load:800kgs/1,760lbs
Weight=0.024kg

1" 1.2T PUSH BUTTON HOOK



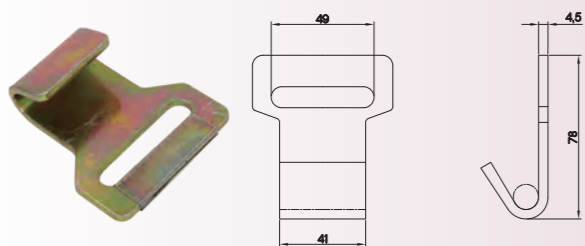
1" Push Button Hook
Minimum Breaking Load:1,200kgs/2,640lbs
Weight=0.048kg

1.5" 3T FLAT HOOK



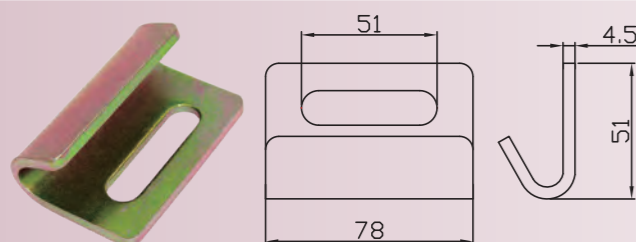
1.5" Flat Hook
Minimum Breaking Load:3,000kgs/6,600lbs
Weight=0.1kg

1.5" 3T FLAT HOOK



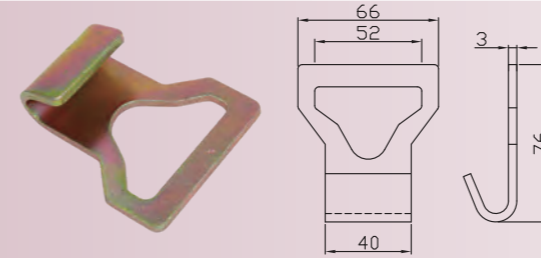
1.5" Flat Hook
Minimum Breaking Load:3,000kgs/6,600lbs
Weight=0.15kg

2" 2T FLAT HOOK



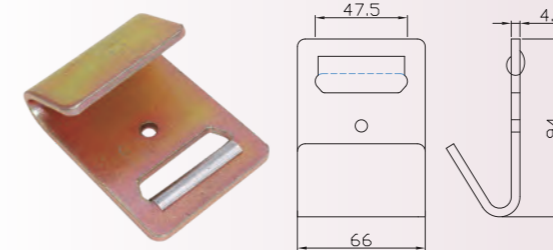
2" Flat Hook
Minimum Breaking Load:2,000kgs/4,400lbs
Weight=0.196kg

2" 2.5T FLAT HOOK



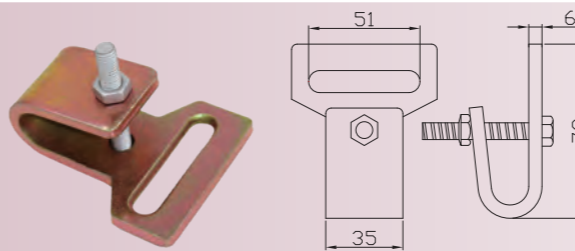
2" Flat Hook
Minimum Breaking Load:2,500kgs/5,500lbs
Weight=0.12kg

2" 4.5T FLAT HOOK



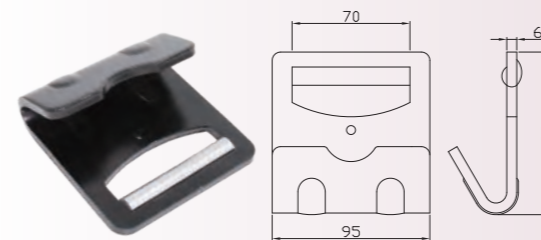
2" Flat Hook
Minimum Breaking Load:4,500kgs/9,900lbs
Weight=0.325kg

2" 5T FLAT HOOK WITH SCREW & NUT



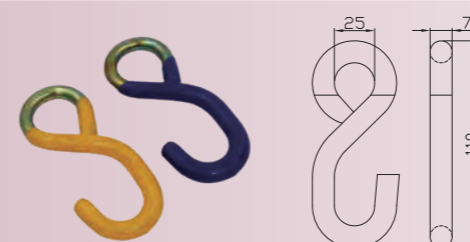
2" Flat Hook with Screw & Nut
Minimum Breaking Load:5,000kgs/11,000lbs
Weight=0.235kg

4" 7.35T FLAT HOOK



4" Flat Hook
Minimum Breaking Load:7,350kgs/16,200lbs
Weight=0.48kg

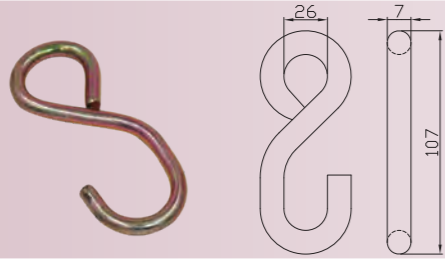
1" 500KG S HOOK HALF PVC COATED



1" S Hook Half PVC Coated
Minimum Breaking Load:500kgs/1,100lbs
Weight=0.086kg


S HOOK & TRIANGLE RING

1" 500KG GALV. S HOOK




1"Galv. S Hook
Minimum Breaking Load:500kgs/1,100lbs
Weight=0.067kg

1" 750KG S HOOK



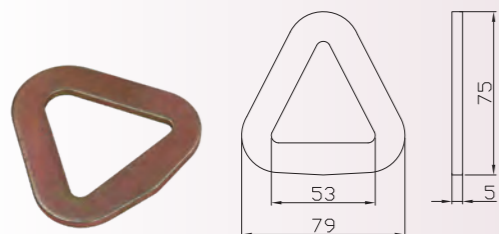
1"S Hook
Minimum Breaking Load:750kgs/1,650lbs
Weight=0.068kg

1" 1.8T S HOOK PVC COATED



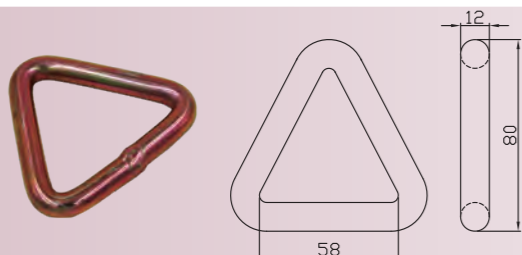
1"S Hook, PVC Coated
Minimum Breaking Load: 1,800kg/3,960lbs
Weight=0.15kg

2" 5T METAL DELTA RING



2"Metal Delta Ring
Minimum Breaking Load: 5,000kgs/11,000lbs
Weight=0.105kg

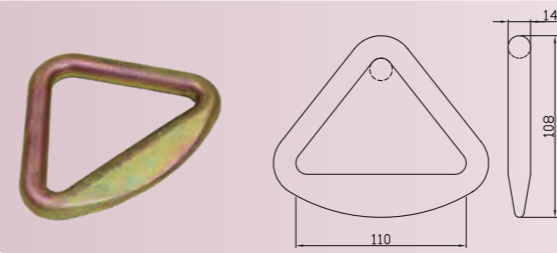
2" 5T TRIANGLE RING



2"Triangle Ring
Minimum Breaking Load:5,000kgs/11,000lbs
Weight=0.189kg

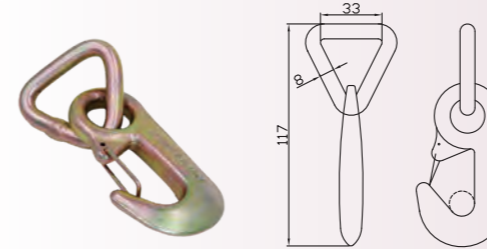
HOOK

4" 9T DELTA RING



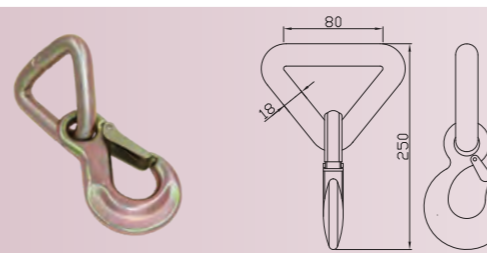
4"Delta Ring
Minimum Breaking Load:9,000kgs/20,000lbs
Weight=0.55kg

1" 800KG FORGED HOOK WITH TRIANGLE RING



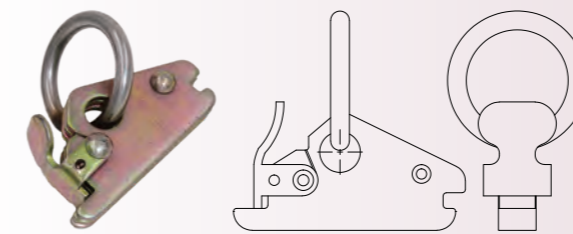
1"Forged Hook With Triangle Ring
Minimum Breaking Load:800kgs/1,760lbs
Weight=0.2kg

3" 10T FORGED HOOK WITH TRIANGLE RING



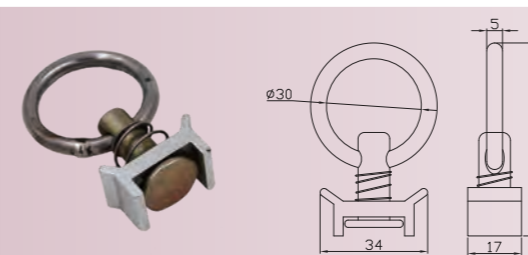
3" Forged Hook With Triangle Ring
Minimum Breaking Load:10,000kgs/22,000lbs
Weight=1.93kg

METAL BUCKLE FOR BELT AND WIRE ROPE



Metal Buckle For Belt And Wire Rope
Minimum Breaking Load:2,700kgs/5,950lbs
Weight=0.21kg

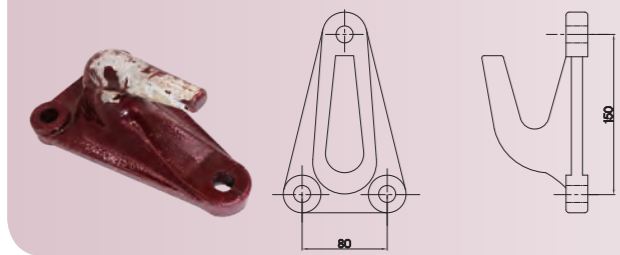
SINGLE STUD FITTING WITH O RING



Single Stud Fitting With O Ring
Minimum Breaking Load: 1,818kgs/4,000lbs
Weight=0.046kg

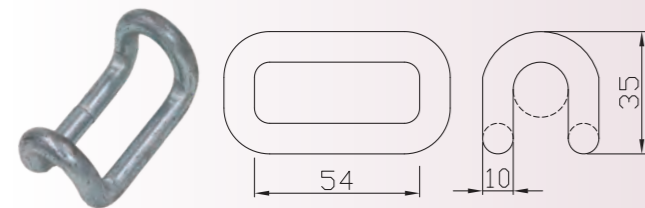
HOOK

RED HOOK FOR CONTAINER



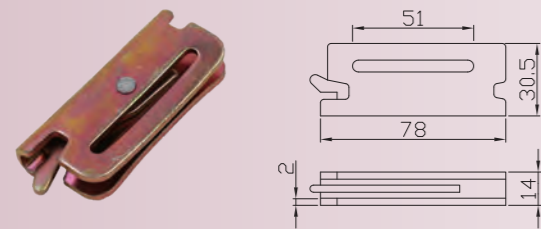
Red Hook for Container
 Minimum Breaking Load:20,000kgs/44,000lbs
 Weight=2.7kg

2" 1.6T CLOSE RAVE HOOK



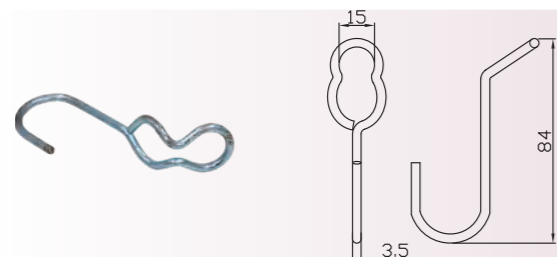
2"Close Rave Hook
 Minimum Breaking Load:1,600kgs/4,000lbs
 Weight=0.14kg

2" 2T END BUCKLE



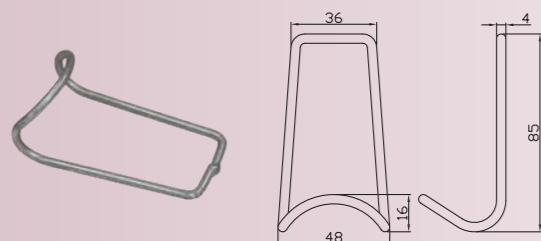
2"End Buckle
 Minimum Breaking Load:2,000kgs/4,400lbs
 Weight=0.1kg

TWISTED WIRE HOOK GALV



Twisted Wire Hook Galv
 Minimum Breaking Load:20kgs/44lbs
 Weight=0.017kg


WIRE HOOK



Wire Hook
 Minimum Breaking Load:100kgs/220lbs
 Weight=0.028kg


CORNER PROTECTOR

TIRE PROTECTOR,(RUBBER OR PLASTIC)



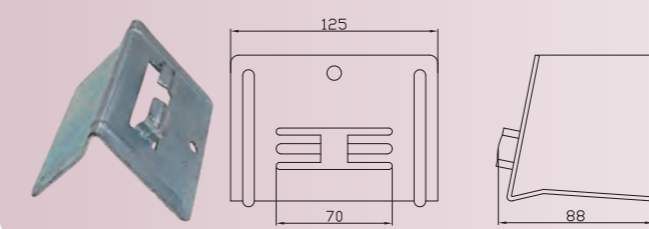
Tire Protector,(rubber or plastic)
 80MM×32 MM×24 MM

TIRE PROTECTOR,(RUBBER OR PLASTIC)



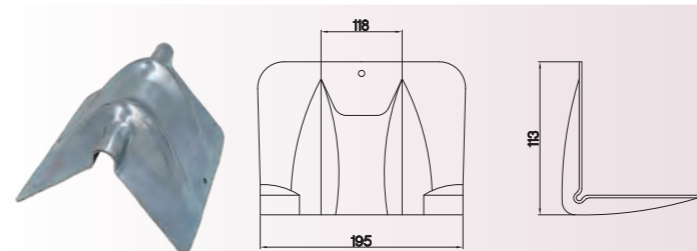
Tire Protector (Rubber or Plastic)
 83MM×30MM×19 MM

2" CORNER PROTECTOR(STEEL)



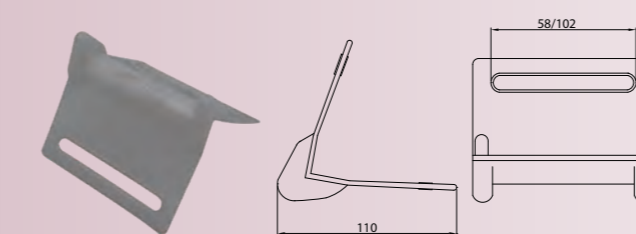
2"Corner Protector(steel)
 Weight=0.304kg

CORNER PROTECTOR(STEEL)



Corner Protector(steel)
 Weight=0.64kg

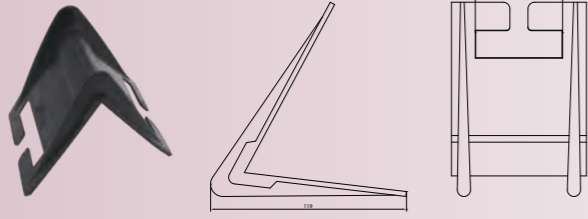
2"/4" WHITE PLASTIC CORNER PROTECTOR



2"/4" White Plastic Corner Protector
 Weight=0.062kg

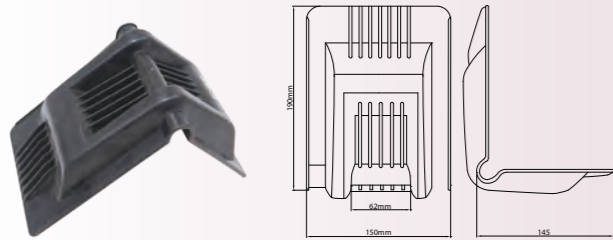
CORNER PROTECTOR

2"/4" BLACK PLASTIC CORNER PROTECTOR



2"/4" Black Plastic Corner Protector
Weight=0.062kg

2" BLACK PLASTIC CORNER PROTECTOR



2"Black Corner Plastic Protector
Weight=0.18kg

RATCHET STRAP



Item NO. 2501
1"LC 400KG Ratchet Lashing

Item NO. 2502
1"LC 340KG Retractable Ratchet Tie Down



Item NO. 2503
1"LC 500KG Ratchet Tie Down with S Hook



Item NO. 3501
1.5"LC 1,250KG Ratchet Lashing



RATCHET STRAP



Item NO. 3502
1.5"LC 1,250KG Ratchet Lashing with Polyester Protector Cover

Item NO. 350SP
1.5"LC 1000KG Ratchet Lashing Short Part



Item NO. 3503
2"LC 1000KG Ratchet E Fitting




Item NO. 5001
2"LC 2,000KG Ratchet Lashing



Item NO. 5002
2"LC 2500KG Ratchet Tie Down Assembly



Item NO. 5003
2"LC 2,500KG US Standard Ratchet Lashing with Flat Hooks



Item NO. 5004
2"LC 2,500KG Alu Handle Ratchet Lashing



RATCHET STRAP



Item NO. 5005
2"LC 2,500KG Plastic Waved Handle Ratchet Lashing

Item NO. 5006
2"LC 2,500KG Ergo Ratchet Lashing



Item NO. 5007
2"LC 2,500KG Ratchet Lashing with Single J Hooks



Item NO. 5008
2"LC 2,500KG Ratchet Lashing with Flat Triangle Hooks



Item NO. 5009
2"LC 2,500KG Ratchet Lashing with Snap Hook



Item NO. 5010
2"LC 2,500KG AS/NZS 4380:2001 Standard Ratchet Lashing



Item NO. 7501
3"LC 5,000KG Ratchet Lashing



RATCHET STRAP



Item NO. 1001
4"LC 5,000KG Ratchet Lashing

Item NO. CBS1901
19mm B.S. 100KG Cam Buckle Lashing Strap with Wire Hook



Item NO. CBS2501
1" B.S. 250KG Cam Buckle Strap



Item NO. TS2501
1"LC 300 KG Towing Strap with Stainless Steel Snap Hook



Item NO. CBS250E
1" B.S. 450KG Cam buckle Lashing Strap with E Track Fitting



Item NO. CBS250S
1" B.S. 500KG Cam Buckle Strap with S Hook



Item NO. OWBS5001
2"LC 2500KG Lashing Belt with One Way Buckle



RATCHET STRAP



Item NO. TS505G
2"LC 2,500KG Towing Strap

Item NO. 25101
1"B.S. 400KG Ratchet Lashing In Blister Packing



Item NO. 25102
1"B.S. 1000LBS Ratchet Lashing In Blister Packing

Item NO. 25201
1"B.S. 1500LBS Ratchet Tie Down 2pcs Pack



Item NO. 25202
1"B.S. 1500LBS Ratchet Tie Down 2pcs Pack



Item NO. 25203
1"B.S. 1500LBS Ratchet Tie Down 2pcs Pack



Item NO. 25401
1"B.S. 1500LBS Ratchet Tie Down 4pcs Pack



RATCHET STRAP

Item NO. 25402
1"B.S. 1500LBS Ratchet Tie Down 4pcs Pack



Item NO. 25403
1"B.S. 1500LBS Ratchet Tie Down 4pcs Pack



Item NO. 25404
1"B.S. 1500LBS Ratchet Tie Down 4pcs Pack



Item NO. 25405
1"B.S. 1500LBS Ratchet Tie Down 4pcs Pack



Item NO. 25406
1"B.S. 1500LBS Ratchet Tie Down 4pcs Pack



Item NO. 25407
1"B.S. 1500LBS Ratchet Tie Down 4pcs Pack



Item NO. 25408
1"B.S. 1500LBS Ratchet Tie Down 4pcs Pack



RATCHET STRAP



Item NO. 25411
1"B.S. 2000LBS Ratchet Tie Down 4pcs Pack



Item NO. 35131
1.5"B.S. 5500LBS Ratchet Tie Down 1pc Pack



Item NO. 35132
1.5"B.S. 5500LBS Ratchet Tie Down 1pc Pack



Item NO. 35133
1.5"B.S. 5500LBS Ratchet Tie Down 1pc Pack



Item NO. 35134
1.5"B.S. 5500LBS Ratchet Tie Down 1pc Pack



Item NO. 35135
1.5"B.S. 5500LBS Ratchet Tie Down 1pc Pack



Item NO. 50125
2"B.S. 4000LBS Lashing Strap with Tow Hooks



Item NO. 50151
2"B.S. 10000LBS Ratchet Tie Down



Item NO. 50152
2"B.S. 10000LBS Ratchet Tie Down



Item NO. 50153
2"B.S. 10000LBS Ratchet Tie Down



Item NO. 50181
2"B.S. 18000LBS Recovery Strap



Item NO. ES01
Elastic Straps with Wire Hooks 2pcs Pack



Production



Test

RATCHET STRAP

WEBBING SLING

Specification:

RE-useable webbing slings manufactured in accordance with BS 3481 Pt.2 1983 F:S 7:1(re-useable),DIN-EN 1492-1 and the essential requirements of the European Machinery Directive.

Color coded and striped for WLL(working load limit) identification.
 Manufactured from 100% high tenacity continuous filament polyester fibre.
 All webbing slings are individually numbered and are fully traceable.
 Every single webbing sling is labeled and certificated in accordance with the relevant standard together with information about safety use and maintenance.

Available:

Simplex, duplex& quadruplex ply standard slings, single and double endless slings, twin sling etc.
 In standard and long length up to 300mm width.
 With flat or becket (folded) eyes with or without re-inforcement.
 Label printed with customer logo on request.



Webbing Width(mm)	Load capacity (colour)	Working Load Limit with 1 webbing sling					Working Load Limit with 2 webbing sling			
		Straight lift	Choked lift	β			Straight lift up to 45°	Choked lift up to 45°	Straight lift 45°-60°	Choked lift 45°-60°
				0°-7°	7°-45°	45°-60°				
		1.0	0.8	2.0	1.4	1.0	1.4	1.12	1.0	0.8
30	WLL1T	1.000	0.800	2.000	1.400	1.000	1.400	1.120	1.000	800
60	WLL2T	2.000	1.600	4.000	2.800	2.000	2.800	2.240	2.000	1.600
90	WLL3T	3.000	2.400	6.000	4.200	3.000	4.200	3.360	3.000	2.400
120	WLL4T	4.000	3.200	8.000	5.600	4.000	5.600	4.480	4.000	3.200
150	WLL5T	5.000	4.000	10.000	7.000	5.000	7.000	5.600	5.000	4.000
180	WLL6T	6.000	4.800	12.000	8.400	6.000	8.400	6.720	6.000	4.800
240	WLL8T	8.000	6.400	16.000	11.200	8.000	11.200	8.960	8.000	6.400
300	WLL10T	10.000	8.000	20.000	14.000	10.000	14.000	11.200	10.000	8.000

lifting eye types		physical information chart	
	1.flat eye		polyester
	2.Reversed eye	Elongation at breaking force	ca.12%
	3.Folded eye 1/2 width from 1 side	Elongation at WLL	ca.3%
	4.Folded eye 1/2 width from 2 side	Elongation -resistance in wet condition	100%
	5.Folded eye 1/3 width	Compared wear-resistance	80
		Specific weight	1.38

ROUND SLING

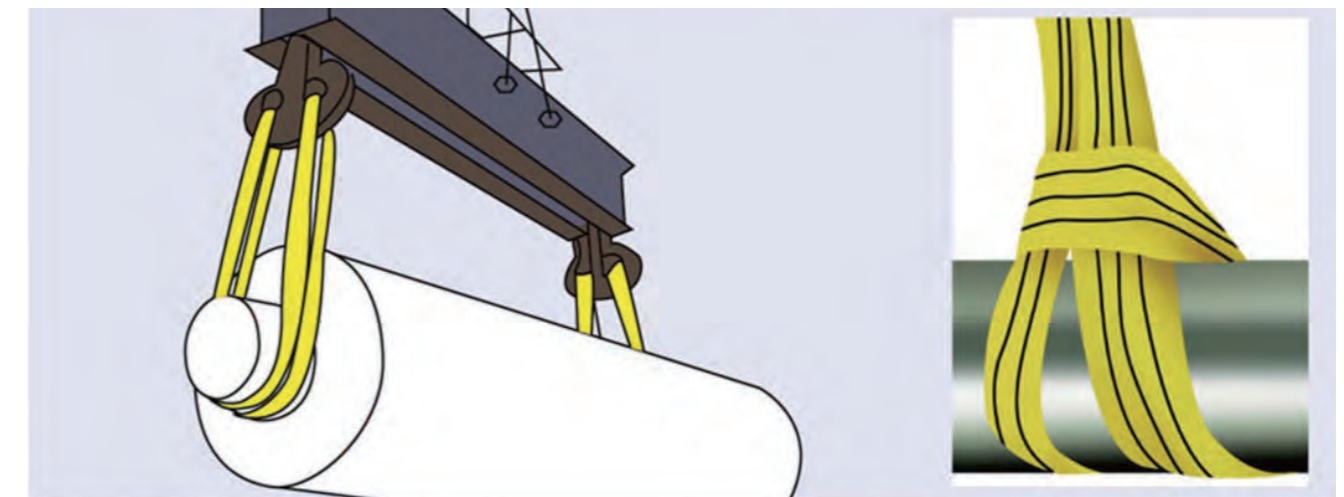
Specification:

Manufactured in accordance with BS 6668 Pt.2 1987,DIN-EN 1492-2 and essential requirements of European Machinery Directive.
 The load bearing core of a round sling is manufactured from 100% high tenacity continuous filament polyester fibre which is protected by an abrasion resistance tubular polyester webbing cover.

Color coded and striped for WLL(Working Load Limit) identification.
 All round slings are individually numbered and are fully traceable.
 Every single round sling is labeled and certificated in accordance with relevant standard together with information about safety use and maintenance.

Available:

In lengths up to 18 meter working(36m circumference).
 Capacity up to 20 ton WLL(Working Load Limit) per sling.
 Label printed with customer logo on request.



Webbing width(mm) single ply	Load capacity (colour)	Working Load Limit with 1 round sling							Working Load Limit with 2 round sling			
		Straight lift	Choked lift	β				Straight lift up to 45°	Choked lift up to 45°	Straight lift 45°-60°	Choked lift up to 45°-60°	
				0°-7°	7°-45°	45°-60°	up to 45°					45°-60°
		1.0	0.8	2.0	1.4	1.0	1.7	0.5	1.4	1.12	1.0	0.8
30	WLL1T	1.000	800	2.000	1.400	1.000	700	500	1.400	1.120	1.000	800
60	WLL2T	2.000	1.000	4.000	2.800	2.000	1.400	1.000	2.800	2.240	2.000	1.000
90	WLL3T	3.000	2.400	6.000	4.200	3.000	2.100	1.500	4.200	3.360	3.000	2.400
120	WLL4T	4.000	3.200	8.000	5.600	4.000	2.800	2.000	5.600	4.480	4.000	3.200
150	WLL5T	5.000	4.000	10.000	7.000	5.000	3.500	2.500	7.000	5.600	5.000	4.000
180	WLL6T	6.000	4.800	12.000	8.400	6.000	4.200	3.000	8.400	6.700	6.000	4.800
240	WLL8T	8.000	6.400	16.000	11.200	8.000	5.600	4.000	11.200	8.960	8.000	6.400
300	WLL10T	10.000	8.000	20.000	14.000	10.000	5.600	4.000	14.000	11.200	10.000	8.000

ENDLESS WEBBING SLING

It is very economical, which can change force point constantly in many ways. We can manufacture endless webbing sling with single layer or multi layer made of polyester, nylon or polypropylene. We can provide sling with safety factor from 5: 1 to 8: 1. Our according to customer's requirements, which is products meet the standard of EN1492-1 of Europe, Industrial Standard JB/ 8521. 1-2007. the safety standard of ASME B30. 9-2006 and CE/ GS. Customers can choose specific length according to their requirements.



The Number of Endless Webbing,Items Number,Working Loading Limited

Items Number	As an Example Safety Factor 6:1 Width(mm)	W.L.L(t)	Safety working load				
			Vertical	Choker	Basket Loading		
					a < 7°	75° < a < 90°	45° < a < 60°
M=1	M=0.8	M=2	M=1.4	M=1			
SP010	25/38	1	1	0.8	2	1.4	1
SP020	50	2	2	1.6	4	2.8	2
SP030	75	3	3	2.4	6	4.2	3
SP040	100	4	4	3.2	8	5.6	4
SP050	125	5	5	4.0	10	7.0	5
SP060	150	6	6	4.8	12	8.4	6
SP080	200	8	8	6.4	16	11.2	8
SP100	250	10	10	8.0	20	14.0	10
DP020	25/38	2	2	1.6	4	2.8	2
DP040	50	4	4	3.2	8	5.6	4
DP060	75	6	6	4.8	12	8.4	6
DP080	100	8	8	6.4	16	11.2	8
DP100	125	10	10	8.0	20	14.0	10
DP120	150	12	12	9.6	24	16.8	12
DP160	200	16	16	12.8	32	22.4	16
DP200	250	20	20	16.0	40	28.0	20
DP240	300	24	24	19.2	48	33.6	24


ITEMS

- Low weight, thus easy handling
- Protection against hand injuries
- Protection against cargo surface damage
- highly flexible and adaptable to given shapes
- Excellent adhesion when using PU sling coatings
- Equal pressure distribution over tension and pressure sensitive loads
- UV-resistant, eliminating material ageing or embrittlement
- heat resistant up to +120
- moisture-resistant fabric thus preventing frost damage (up to approx. -40)
- Superlift lifting slings are available with different safety factor and also for one way use.
- duplex construction from PU-starched thermally fixed web fabric
- color coded as per current EN standard
- with soft sewn eyes

G100 CALIBRATED LOAD CHAIN

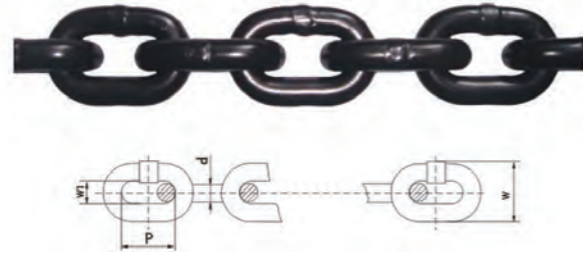


- Meets the requirements of EN818-2 but with higher load capacity. (+25% increase in the Working Load Limit)
- Maximum operating temperature: 200°C
- Good Quality for long lifetime and more safety. Much lighter than G80 products
- Structural steel with high percentage purity, example CrNiMo base.
- Elongation: ≥ 25%



Item No.	Size	Width(mm)		WLL (t)	Proof Load min(kn)	Breaking Load min(kn)	Weight (kg/m)
		W1(Inside.min.)	W2(Outside)				
ZHCL-G10-4	4X12	5	13 ^{+0.30}	0.63	15.7	25.1	0.35
ZHCL-G10-5	5X15	6.25	17 ^{+0.38}	1.0	24.5	39.3	0.54
ZHCL-G10-6	6X18	7.5	20 ^{+0.45}	1.45	35.3	56.5	0.80
ZHCL-G10-6.3	6.3X19	7.88	21 ^{+0.48}	1.6	39	62.3	0.87
ZHCL-G10-7	7X21	8.75	23 ^{+0.53}	2.0	48	76.9	1.1
ZHCL-G10-8	8X24	10	26 ^{+0.60}	2.5	62.8	101	1.4
ZHCL-G10-9	9X27	11.25	30 ^{+0.68}	3.15	79.5	127	1.8
ZHCL-G10-10	10X30	12.5	33 ^{+0.75}	4.0	98.2	157	2.2
ZHCL-G10-11	11X32	13.75	36 ^{+0.83}	4.8	118.6	190	2.6

G80 LIFTING CHAIN (EN818-2)




- Elongation at manufacturer $\geq 20\%$.
- Manufactory test certificate&document available
- Structural alloy steel with high percentage.
- The heat treatment process ensures minimum scatter band variances of chain characteristics over a large number of production lots.
- Size and grade can be marked as required.



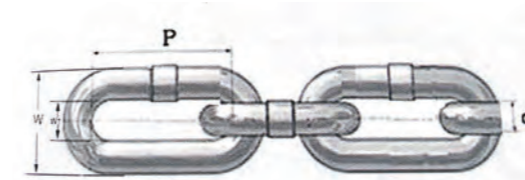
Item No.	Chain size	d	P	W1	W	Testing Load	Breaking Load Min.	Weight
	(mm)							
ZHLC-6	6x18	6±0.4	18±0.5	8.5	22.2	28.3	45.2	0.80
ZHLC-7	7x21	7±0.5	21±0.6	10.6	25.9	38.5	61.6	1.10
ZHLC-8	8x24	8±0.7	24±0.7	11.7	29.6	50.3	80.4	1.40
ZHLC-10	10x30	10±0.8	30±0.9	14.8	37	78.5	126	2.20
ZHLC-13	13x39	13±0.52	39±1.2	18.9	48.1	133	212	3.80
ZHLC-16	16x48	16±0.64	48±1.40	21.1	59.2	201	322	5.70
ZHLC-18	18x54	18±0.9	54±1.6	27.1	66.2	254	407	7.10
ZHLC-20	20x60	20±1.0	60±1.80	29.1	74	314	503	8.90
ZHLC-22	22x66	22±1.10	66±2.0	32.1	81.4	380	608	10.70

G80 HOIST LOAD CHAIN(EN818-7)



Item No.	Chain Size	d (mm)		P (mm)		W1	W	Proof Test Min. (kn)	Breaking Load Min. (kn)	Elongation when breaking	Weight (kg/m)
	(mm)	Nominal	Tolerancr	Nominal	Tolerancr	min.(mm)	max.(mm)				
ZHHC-4	4x12	4	-0.08	12	+0.23	5.00	13.3	10.1	20.2	> 10%	0.35
ZHHC-5	5x15	5	-0.10	15	+0.29	6.30	17.4	15.8	31.6	> 10%	0.56
ZHHC-6	6x18	6	-0.12	18	+0.35	7.50	21.5	22.7	45.4	> 10%	0.8
ZHHC-7	7x21	7	-0.14	21	+0.41	8.875	23.5	31.7	61.6	> 10%	1.1
ZHHC-8	8x24	8	-0.16	24	+0.46	10.00	26.6	40.3	80.6	> 10%	1.42
ZHHC-9	9x27	9	-0.18	27	+0.52	11.25	30.7	51.0	102.0	> 10%	1.8
ZHHC-10	10x30	10	-0.20	30	+0.58	12.50	33.8	63.0	126.0	> 10%	2.2

G80 LASHING CHAIN



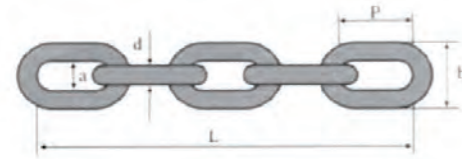
item No.	Chain Size	d	P	W1	W	Testing Load	Breaking Load Min.	Weight
	(mm)							
ZHLC-LC6	6x35	6	35	10	22	22	44	0.64
ZHLC-LC9	9x53	9	53	15	33	49	98	1.42
ZHLC-LC11	11x64	11	64	118	40	77	153	2.18
ZHLC-LC13	13x80	13	80	22	51	106	212	3.01
ZHLC-LC16	16x100	16	100	26	66	161	322	4.50
ZHLC-LC19	19x110	19	110	30	68	227	454	6.60
ZHLC-LC22	22x125	22	125	38	84	304	608	8.70

DIN5686 KNOTTED CHAIN



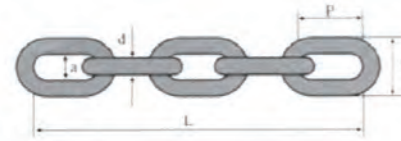
Item No.	Diameter	Inside Length	Outside Width	Breaking Load	Weight Per 100M
	d(mm)				
ZHKC-1	1.4	20	6.5	16	4.2
ZHKC-2	1.6	23	7.0	22	6.0
ZHKC-3	1.8	26.5	8.0	30	7.3
ZHKC-4	2.0	28	9.0	40	9.0
ZHKC-5	2.2	31	10.0	50	11.0
ZHKC-6	2.5	35	11.0	70	14.0
ZHKC-7	2.8	39	12.5	90	17.0
ZHKC-8	3.1	41	14.0	120	21.0
ZHKC-9	3.4	44	15.5	140	26.0
ZHKC-10	3.8	46	17.0	160	34.0
ZHKC-11	4.2	52	19.0	170	41.0
ZHKC-12	4.6	58	20.5	180	50.0
ZHKC-13	5.0	60	22.5	190	57.0

G30 DIN763 LONG LINK CHAIN



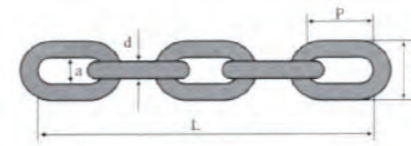
Item No.	Size(d)		Inside Length(P)		Outside Width(b)		Working Load (kg)	Test Load (n)	Breaking Load (n)	Weight Per M (kg)
	(mm)	(±mm)	(mm)	(±mm)	(mm)	(±mm)				
ZHLC-763-2	2		22	1	8	0.4	25	800	1250	0.06
ZHLC-763-2.5	2.5		24	1.1	10	0.5	40	800	2000	0.10
ZHLC-763-3	3		26	1.2	12	0.6	55	1050	3200	0.15
ZHLC-763-3.5	3.5		28	1.3	14	0.7	80	1540	3850	0.20
ZHLC-763-4	4		32	1.5	16	0.8	100	2000	6000	0.27
ZHLC-763-4.5	4.5		34	1.7	18	0.9	128	2500	6300	0.35
ZHLC-763-5	5	0.5	35	1.8	20	1	160	3150	10000	0.43
ZHLC-763-5.5	5.5		38.5	1.8	22	1.1	195	3800	9500	0.52
ZHLC-763-6	6		42	2	24	1.2	224	4500	14000	0.63
ZHLC-763-7	7		49	2.5	28	1.4	300	6000	18000	0.86
ZHLC-763-8	8		52	2.5	32	1.6	400	8000	25000	1.10
ZHLC-763-8.5	8.5		56	2.8	34	1.7	460	9000	22500	1.25
ZHLC-763-9	9		59	3	36	1.8	530	12500	32000	1.41
ZHLC-763-10	10		65	3.2	40	2	630	15800	40000	1.75
ZHLC-763-11	11		72	3.4	44	2	790	18800	47500	2.11
ZHLC-763-12	12		78	3.6	48	2.3	940	21200	56500	2.55
ZHLC-763-13	13		81	4	52	2.5	1000	33000	63000	2.95
ZHLC-763-16	16		100	5	64	3.2	1600	42300	100000	4.45
ZHLC-763-18	18		113	5.2	70	3.2	2120	47300	127000	5.65
ZHLC-763-19	19		119	5.6	72	3.4	2370	50000	142000	6.25
ZHLC-763-20	20		120	6	75	3.8	2500	63000	160000	7.00
ZHLC-763-22	22		127	6	82	4	3170	50000	190000	8.55
ZHLC-763-25	25		140	6.6	85	4.2	4090	81700	245000	10.90
ZHLC-763-28	28		152	7	96	4.7	6000	120000	300000	13.90
ZHLC-763-32	32		171	7.8	108	5.2	80000	160000	400000	18.20

G30 DIN764 MEDIUM LINK CHAIN



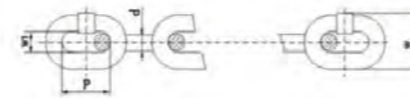
Item No.	Size(d)		Inside Length(P)		Inside width(a)	Outside Width(b)	Length Per 11 Links		Test Load (kn)	Breaking Load (kg)	Weight Per 100M (kg)
	(mm)	(±mm)	(mm)	(±mm)			(mm)	(±mm)			
ZHLC-764-4	4	0.20	16	0.30 0.20	5	14	176	1.60 0.90	400	7	31.3
ZHLC-764-5	5	0.20	18	0.40 0.20	7	18.2	198	1.80 1.00	680	11.8	51.4
ZHLC-764-6	6	0.20	21	0.50 0.20	8	21.5	231	2.00 1.10	850	16.5	74
ZHLC-764-8	8	0.20	28	0.50 0.30	11	29	308	2.20 1.20	1680	32	131.5
ZHLC-764-10	10	0.30	35	0.60 0.30	14	36	385	2.70 1.50	2630	50	200
ZHLC-764-12	12	0.30	42	0.60 0.30	16	41	462	3.20 1.80	3680	70	298
ZHLC-764-13	13	0.40	45	0.70 0.40	18	47	495	3.50 2.00	4200	80	350
ZHLC-764-14	14	0.45	49	0.75 0.45	20	48	539	3.80 2.00	4830	92	406
ZHLC-764-16	16	0.50	56	0.90 0.50	22	58	616	4.30 2.80	6700	125	520
ZHLC-764-18	18	0.80	63	1.00 0.50	24	65	693	4.70 2.80	8400	160	650
ZHLC-764-20	20	1.00	70	1.10 0.60	27	72	770	5.40 3.20	10000	200	820
ZHLC-764-23	23	1.20	80	1.30 0.70	31	83	880	6.20 3.50	13000	250	1100
ZHLC-764-26	26	1.30	91	1.50 0.80	35	94	1001	7.00 4.00	16000	320	1400

G30 DIN766 SHORT LINK CHAIN



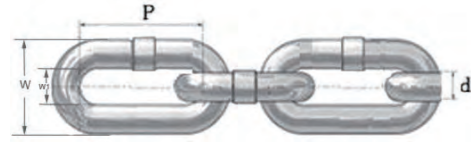
Item No.	Size(d)		Inside Length(P)			Inside width (a)	Outside Width(b)	Length Per 11 Links			Weight (kg/m)
	(mm)	(±mm)	(mm)	(+mm)	(-mm)			(mm)	(+mm)	(-mm)	
ZHLC-766-2	2	0.2	12	0.2	0.2	3.5	7.5	132	1	0.5	0.07
ZHLC-766-3	3	0.2	16	0.2	0.2	4.2	11	176	1.4	0.7	0.16
ZHLC-766-4	4	0.2	16	0.3	0.2	5	13.7	176	2.1	1.1	0.32
ZHLC-766-5	5	0.2	18.5	0.4	0.2	6	17	203.5	2.4	1.2	0.5
ZHLC-766-6	6	0.2	18.5	0.4	0.2	7.2	20.2	203.5	2.4	1.2	0.8
ZHLC-766-7	7	0.3	22	0.4	0.2	8.4	23.8	242	3	1.4	1.1
ZHLC-766-8	8	0.3	24	0.4	0.2	9.6	27.2	264	3.2	1.5	1.4
ZHLC-766-9	9	0.4	27	0.5	0.3	10.8	30.6	297	3.6	1.8	1.8
ZHLC-766-10	10	0.4	28	0.5	0.3	12	34	308	3.7	1.9	2.2
ZHLC-766-11	11	0.4	31	0.5	0.3	13.2	37.4	341	4	2	2.7
ZHLC-766-12	12	0.3	36	0.6	0.3	14.4	40.8	396	4.4	2.2	3.1
ZHLC-766-13	13	0.5	36	0.6	0.3	15.6	44.2	396	4.6	2.4	3.8
ZHLC-766-14	14	0.6	41	0.7	0.4	16.8	47.6	451	5.4	2.7	4.4
ZHLC-766-16	16	0.6	45	0.8	0.4	19.2	54.4	495	6	3	5.7
ZHLC-766-18	18	0.9	50	0.8	0.4	21.6	61.2	550	6.6	3.3	7.3
ZHLC-766-19	19	0.4	53	0.9	0.4	22.8	64.6	583	7	3.7	7.97
ZHLC-766-20	20	1.0	56	1	0.5	24	68	616	7.4	3.7	9
ZHLC-766-22	22	1.2	62	1.1	0.5	26.4	75	682	8	4	11
ZHLC-766-23	23	1.2	64	1.1	0.5	27.6	78.2	704	8.4	4.2	12
ZHLC-766-26	26	1.3	73	1.2	0.6	31.2	88.4	803	9.6	4.8	15

DIN5685A SHORT LINK CHAIN/DIN5685C LONG LINK CHAIN



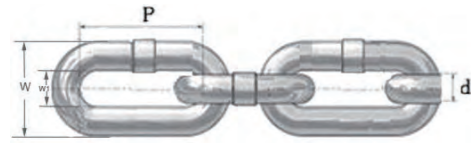
Item No.	Size(d)		Inside Length(p)	Outside Width(w)	Weight Per 100M (kg)	Working Load (n)	Breaking Load (n)	Grade
	(mm)	(mm)						
ZHLC-5685-2	2	12	8	7	500	1250	A	
ZHLC-5685-2.5	2.5	14	10	11	750	2000	C	
ZHLC-5685-3	3	16	12	16.5	1120	2800	A	
ZHLC-5685-3.5	3.5	18	14	22.5	1500	3850	C	
ZHLC-5685-4	4	19	16	30	2000	5000	A	
ZHLC-5685-4.5	4.5	20	18	39.5	2500	6300	C	
ZHLC-5685-5	5	21	20	50	3150	7750	A	
ZHLC-5685-5.5	5.5	23	22	60.5	3800	9500	C	
ZHLC-5685-6	6	24	24	73	4500	11500	A	
ZHLC-5685-6.5	6.5	26	26	86	5400	13500	C	
ZHLC-5685-7	7	28	28	100	6000	15000	A	
ZHLC-5685-8	8	32	32	130	8000	20000	C	
ZHLC-5685-8.5	8.5	34	34	149	9000	22500	A	
ZHLC-5685-9	9	36	36	165	10000	25000	C	
ZHLC-5685-10	10	40	40	205	12500	31000	A	
ZHLC-5685-11	11	44	44	250	15000	38000	C	
ZHLC-5685-12	12	48	48	290	18000	45000	A	
ZHLC-5685-13	13	52	52	345	21200	53000	C	

ORDINARY LONG LINK CHAIN



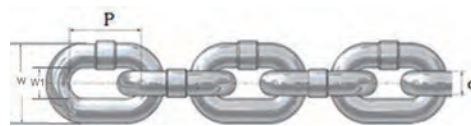
Item No.	Link Specification				Test Load (kg)	Breaking Load (kg)	N.W. Per 200ft	
	d		P (mm)	W (mm)			(kg)	
	(in)	(mm)					B.F.	H.D.G.
ZHLC-EL-1/8	1/8	3.20	23	12	200	400	10.4	10.70
ZHLC-EL-5/32	5/32	4.00	27	15	300	600	16.6	17.50
ZHLC-EL-3/16	3/16	4.70	31	17	400	800	22.4	23.30
ZHLC-EL-7/32	7/32	5.50	32	19	550	1100	32	33.00
ZHLC-EL-1/4	1/4	6.35	33	21	750	1500	43.5	44.80
ZHLC-EL-5/16	5/16	7.94	48	31	1200	2400	68	70.00
ZHLC-EL-3/8	3/8	9.50	60	37	1700	3400	96	99.00
ZHLC-EL-7/16	7/16	11.11	71	41	2300	4600	126	129.00
ZHLC-EL-1/2	1/2	12.70	85	48.5	3000	6000	167	172.00
ZHLC-EL-5/8	5/8	15.80	114	61.5	4700	9400	256	264.00
ZHLC-EL-3/4	3/4	19.00	125	75	6800	13600	381	392.00
ZHLC-EL-7/8	7/8	22.20	140	88	9250	18500	527	543.00
ZHLC-EL-1	1	25.40	155	100	12150	24300	696	716.00

ORDINARY MEDIUM LINK CHAIN



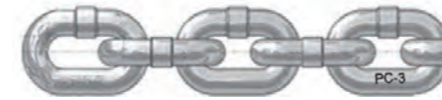
Item No.	Link specification				Test load (kg)	Breaking Load (kg)	N.W. Per 200ft	
	d		P (mm)	W (mm)			(kg)	
	(in)	(mm)					B.F.	H.D.G.
ZHLC-EM-1/8	1/8	3.2	20	12	200	400	10.8	11.00
ZHLC-EM-5/32	5/32	4	23	15	300	600	17.4	18.00
ZHLC-EM-3/16	3/16	4.7	25	18	400	800	24.4	25.00
ZHLC-EM-7/32	7/32	5.5	26	19	550	1100	34	35.00
ZHLC-EM-1/4	1/4	6.35	26	23	750	1500	48	50.00
ZHLC-EM-5/16	5/16	7.94	32	29	1200	2400	76	78.00
ZHLC-EM-3/8	3/8	9.5	35	35	1700	3400	111	114.00
ZHLC-EM-7/16	7/16	11.11	38	38	2300	4600	154	158.00
ZHLC-EM-1/2	1/2	12.7	50	45.5	3000	6000	194	200.00
ZHLC-EM-5/8	5/8	15.8	60	56.7	4700	9400	303	312.00
ZHLC-EM-3/4	3/4	19	76	69	6800	13600	432	445.00
ZHLC-EM-7/8	7/8	22.2	90	80	9250	18500	586	603.00
ZHLC-EM-1	1	25.4	105	95	12150	24300	770	792.00

ORDINARY SHORT LINK CHAIN



Item No.	Link Specification				Test Load (kg)	Breaking Load (kg)	N.W. Per 200ft	
	d		P (mm)	W (mm)			(kg)	
	(in)	(mm)					B.F.	H.D.G.
ZHLC-ES-1/8	1/8	3.2	16	12	200	400	11.4	11.74
ZHLC-ES-5/32	5/32	4	18.5	14.5	300	600	18.6	19.00
ZHLC-ES-3/16	3/16	4.7	19	17	400	800	26.2	27.00
ZHLC-ES-7/32	7/32	5.5	20	19	550	1100	36.8	38.00
ZHLC-ES-1/4	1/4	6.35	22	21	750	1500	50	51.50
ZHLC-ES-5/16	5/16	7.94	26	26	1200	2400	80	82.40
ZHLC-ES-3/8	3/8	9.5	28	32	1700	3400	122	125.70
ZHLC-ES-7/16	7/16	11.11	33	36	2300	4600	164	169.00
ZHLC-ES-1/2	1/2	12.7	39	43	3000	6000	210	216.00
ZHLC-ES-5/8	5/8	15.8	45	53	4700	9400	334	344.00
ZHLC-ES-3/4	3/4	19	55	63	6800	13600	485	499.00
ZHLC-ES-7/8	7/8	22.2	64	74	9250	18500	656	675.00
ZHLC-ES-1	1	25.4	73	84	12150	24300	870	896.00

PROOF COIL CHAIN ASTM80(G30)



Item No.	Trade Size	Material Diameter		Working Load Limit		Proof Test		Breaking Force Minimum		Max Length Per 100 Links		Max Weight Per 100 Feet	
		(in)	(mm)	(lbs)	(kg)	(lbs)	(kn)	(lbs)	(kn)	(in)	(m)	(lbs)	(kg)
		ZHLC-AP-3/16	3/16	0.218	5.5	750	340	1500	6.7	3000	13.3	99	2.51
ZHLC-AP-1/4	1/4	0.281	7.1	1250	570	2500	11.1	5000	22.2	104	2.64	76	34
ZHLC-AP-5/16	5/16	0.343	8.7	1900	860	3800	16.9	7600	33.8	114	2.89	115	52
ZHLC-AP-3/8	3/8	0.406	10.3	2650	1200	5300	23.6	10600	47.2	128	3.25	166	75
ZHLC-AP-7/16	7/16	0.468	11.9	3500	1590	7000	31.1	14000	62.3	142	3.6	225	102
ZHLC-AP-1/2	1/2	0.531	13.5	4500	2040	9000	40	18000	80.1	156	3.96	289	131
ZHLC-AP-5/8	5/8	0.656	16.7	6900	3130	13800	61.4	27600	122.8	194	4.92	425	193
ZHLC-AP-3/4	3/4	0.781	19.8	9750	4420	19500	86.7	39000	173.5	220	5.59	612	278

HIGH TEST CHAIN ASTM80(G43)




Item No.	Trade Size	Material Diameter		Working Load Limit		Proof Test		Breaking Force Minimum		Max Length Per 100 Links		Max Weight Per 100 Feet	
		(in)	(mm)	(lbs)	(kg)	(lbs)	(kn)	(lbs)	(kn)	(in)	(m)	(lbs)	(kg)
		ZHLC-AH-1/4	1/4	0.281	7.1	2600	1180	4300	19.1	7750	34.5	98	2.49
ZHLC-AH-5/16	5/16	0.434	8.7	3900	1770	6400	28.5	11600	51.6	110	2.79	120	54
ZHLC-AH-3/8	3/8	0.406	10.3	5400	2450	8900	39.6	16200	72.1	134	3.4	176	80
ZHLC-AH-7/16	7/16	0.468	11.9	7200	3260	11900	52.9	21500	95.6	140	3.55	230	104
ZHLC-AH-1/2	1/2	0.531	13.5	9200	4170	15300	68.1	27600	122.8	150	4.06	300	136

TRANSPORT CHAIN NAC96(G70)



Item No.	Normal Size		Material Diameter		Working Load Limit(max)		Proof Test(min)		Breaking Force(min)		Inside Length(max)		Inside Width(min)	
	(mm)	(in)	(mm)	(in)	(kg)	(lbs)	(kn)	(lbs)	(kn)	(lbs)	(mm)	(in)	(mm)	(in)
	ZHLC-AT-1/4	7.1	1/4	7	0.281	1430	3150	28	6300	56.1	12600	31.8	1.24	9.8
ZHLC-AT-5/16	8.7	5/16	8.7	0.343	2130	4700	41.8	9400	83.6	18800	32.8	1.29	11.2	0.44
ZHLC-AT-3/8	10.3	3/8	10.3	0.406	3000	6600	58.7	13200	117.4	26400	35	1.38	14	0.55
ZHLC-AT-1/2	13.5	1/2	13.5	0.531	5130	11300	100.5	22600	201.1	45200	45.5	1.79	18.2	0.72
ZHLC-AT-5/8	16	5/8	16	0.63	7170	15800	140.4	31600	280.8	63200	56	2.2	20	0.79

COMMERCIAL TYPE WIRE ROPES

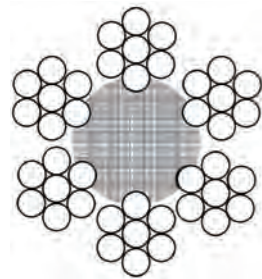


6x19+IWS

Item No.	Nominal Dia. (mm)	Approx Weight (kg/100m)		Nominal Tensile Strength(MPa)			
		FC	Metal Core	1570		1770	
				FC	Metal Core	FC	Metal Core
19171	6	12.6	14.4	17.4	18.8	19.6	21.2
19172	7	17.2	19.36	23.6	25.5	26.6	28.8
19174	8	22.5	25.6	30.8	33.4	34.8	37.6
19175	9	28.4	32.4	39	42.2	44	47.6
19176	10	35.4	40	48.2	52.1	54.4	58.8
19177	11	42.5	48.4	58.3	63.1	65.8	71.1
19178	12	50.5	57.6	69.4	75.1	78.2	84.6
19179	13	59.3	67.6	81.5	88.1	91.8	99.3
19180	14	68.8	78.4	94.5	102	107	115
19181	16	89.9	102	123	133.0	139	150
19182	18	114	130	156	169	176	190
19183	20	140	160	193	208	217.0	235.0
19184	22	170	194	233	252	263	284
19185	24	202	230	278	300	313	338.0
19186	26	237	270	326	352	367	397
19187	28	275	314	378	409	426	461.0

■ Typical applications: Stays and ski lifts.
Not for lifting.

- Construction: 6x7+FC
- Design: Ordinary right hand lay.
- Finish: Galvanized.




6x7+FC

Item No.	Nominal Dia. (mm)	Approx Weight (kg/100m)		Nominal Tensile Strength(mpa)			
		FC	Metal Core	1570		1770	
				FC	Metal Core	FC	Metal Core
19171	6	12.6	14.4	17.4	18.8	19.6	21.2
19172	7	17.2	19.36	23.6	25.5	26.6	28.8
19174	8	22.5	25.6	30.8	33.4	34.8	37.6
19175	9	28.4	32.4	39	42.2	44	47.6
19176	10	35.4	40	48.2	52.1	54.4	58.8
19177	11	42.5	48.4	58.3	63.1	65.8	71.1
19178	12	50.5	57.6	69.4	75.1	78.2	84.6
19179	13	59.3	67.6	81.5	88.1	91.8	99.3
19180	14	68.8	78.4	94.5	102	107	115
19181	16	89.9	102	123	133.0	139	150
19182	18	114	130	156	169	176	190
19183	20	140	160	193	208	217.0	235.0
19184	22	170	194	233	252	263	284

■ Typical applications: Cranes, hoist blocks and wire rope slings


- Construction: 6x37+FC
- Design: Ordinary right hand lay.
- Finish: Galvanized.



6x37+FC


Item No.	Nominal Dia. (mm)	Approx Weight (kg/100m)		Nominal Tensile Strength(mpa)			
		FC	Metal Core	1570		1770	
				FC	Metal Core	FC	Metal Core
19201	8	26.1	25.6	29.6	32.1	33.4	36.1
19202	9	28	32.4	37.5	40.6	42.3	45.7
19203	10	34.6	40	46.3	50.1	52.2	56.5
19204	11	41.9	48.4	56	60.6	63.21	68.3
19205	12	49.8	57.6	66.7	72.1	75.2	81.3
19206	13	58.5	67.6	78.3	84.6	88.2	95.4
19207	14	67.8	78.4	90.8	98.2	102	111
19208	16	88.6	102	119	128	134	145
19209	18	11.2	130	150	162.0	169	183
19210	20	138	160	185	200	209	226
19211	22	167	194	224	242	253	273
19212	24	199	230	267	288	301.0	325.0
19213	26	234	270	313	339	353	382
19214	28	271	314	363	393	409	443.0
19215	30	311	360	447	451	470	508
19216	32	354	410	474	513	535	578.0
19217	34	400	462	535	579	604	653
19218	36	448	518	600	649	677	732

COMMERCIAL TYPE WIRE ROPES



6x12+7FC


Item No.	Nominal Dia. (mm)	Approx Weight (kg/100m)	Nominal Tensile Strength(mpa)	
			1570	1770
			MBS(kn)	
19231	8	16.1	21	23.7
19232	9	20.3	26.6	30
19233	9.3	21.7	38.4	32
19234	10	25.1	32.8	337
19235	11	30.4	39.7	44.8
19236	12	36.1	47.3	53.3
19237	12.5	39.2	51.3	57.8
19238	1	42.4	55.5	62.5
19239	14.0	49.2	64.3	72.5
19240	15.5	60.3	78.8	88.9
19241	16	64.3	84.0	94.7
19242	17	72.5	94.8	107
19243	18	81.3	106	120.0
19244	18.5	95.9	112	127
19245	20	100	131	148.0
19246	21.5	116	152	171
19247	22	121	159	179.0
19248	24	145	189	213
19249	24.5	151	197	222
19250	26	170.0	222	250
19251	28	197	257	290
19252	32	257	336	379



6x24+7FC


Item No.	Nominal Dia. (mm)	Approx Weight (kg/100m)	Nominal Tensile Strength(mpa)	
			1570	1770
			MBS(kn)	
19271	8	20.4	28.1	31.7
19272	9	25.8	35.6	40.1
19273	10	31.8	44	49.6
19274	11	38.5	53.2	60
19275	12	45.8	63.3	71.4
19276	13	53.7	74.3	83.8
19277	14	62.3	86.2	97.1
19278	16	81.4	113	127
19279	18.0	103	142	161
19280	20	127	176	198
19281	22	154	213.0	240
19282	24	183	253	285
19283	26	215	297	335.0
19284	28	249	345	389
19285	30	286	396	446.0
19286	32	326	450	507
19287	34	368	508	573.0
19288	36	412	570	642
19289	38	459	635	716
19290	40	509.0	703	793

ELEVATOR WIRE ROPES



Item No.	Nominal	Approx		MBS(kn)			
	Dia.	Weight		Nominal Tensile Strength(mpa)			
	(mm)	(kg/100m)		1570		1770	
		FC	Metal Core	FC	Metal Core	FC	Metal Core
19361	14	70.7	85.3	90.2	106	102	120
19362	16	91.4	111	118	139	133	157
19363	18	116	141	149	176	168	198
19364	20	143	174	184	217	207	245
19365	22	173	211	223	263	251	296
19366	24	206	251	265	313	299	353
19367	26	241	294	311	367	351	414
19368	28	280	341	361	426	407	480
19369	30	321	392	414	489	467	551
19370	32	366	445	471	556	531	627

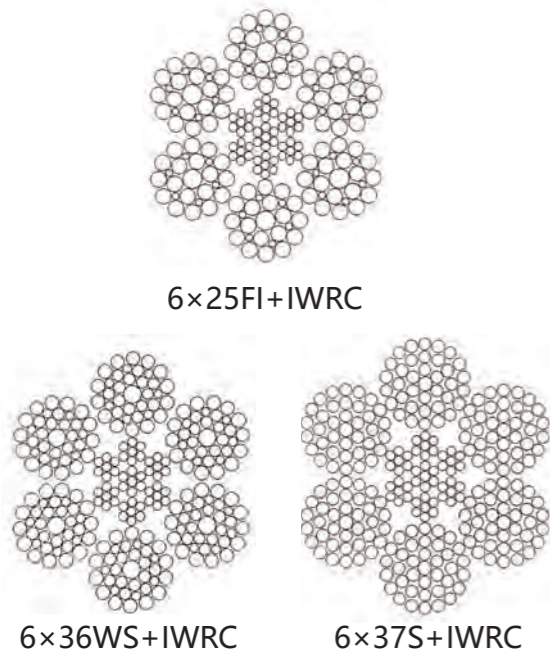
- Typical applications: Elevators.
- Construction: 9x19+IWRC
- Design: Ordinary right hand lay.
- Finish: Bright oiled



9x19+IWRC


Item No.	Nominal	Approx	Nominal Tensile Strength(mpa)
	Dia.	Weight	1770
	(mm)	(kg/100m)	Metal Core
19381	8	27	42
19382	9	34	53.7
19383	10	43	65.7
19384	11	51	79.5
19385	12	60	89.8
19386	13	72	104
19387	14	83	121
19388	15	96	141
19389	16	109	160
19390	18	138	203
19391	19	154	226
19392	20	171	251
19393	22	207	304

LIFTING PURPOSE WIRE ROPE




Item No.	Nominal	Approx		MBS(kn)			
	Dia.	Weight		Nominal Tensile Strength(mpa)			
	(mm)	(kg/100m)		1570		1770	
		FC	Metal Core	FC	Metal Core	FC	Metal Core
19401	8	24.3	26.8	33.2	35.8	37.4	40.3
19402	10	38	41.8	51.8	55.9	58.4	63
19403	12	54.7	60.2	74.6	80.5	84.1	90.7
19404	13	64.2	70.6	87.6	94.5	98.7	106
19405	14	74.5	81.9	110.2	110	114	124
19406	16	97.3	107	133	143	150	161
19407	18	123	135	168	181	189	204
19408	20	152	167	207	224	234	252
19409	22	298	202	251	271	283	305
19410	24	342	241	298	322	336	363
19411	26	389	283	350	378	395	426
19412	28	439	328	406	438	458	494
19413	30	342	376	466	503	526	567
19414	32	389	428	531	572	598	645
19415	34	439	483	599	646	675	728
19416	36	492	542	671	724	757	817
19417	38	549	604	748	807	843	910
19418	40	608	669	829	894	—	—
19419	42	670	737	914	986	—	—

LIFTING PURPOSE WIRE ROPE




35Wx7

Item No.	Nominal	Approx		Nominal Tensile Strength(mpa)			
	Dia.	Weight		MBS(kn)			
	(mm)	(kg/100m)		1570		1770	
		FC	Metal Core	FC	Metal Core	FC	Metal Core
19471	12	66.2	81.4	86.6	91.8	96.9	102
19472	14	90.2	111	118	125	132	138
19473	16	118	145	154	163	172	181
19474	18	149	183	195	206	218	229
19475	20	184	226	240	255	269	282
19476	22	223	274	291	308	326	342
19477	24	265	326	346	367	388	406
19478	26	311	382	406	431	455	477
19479	28	361	443	471	500	528	553
19480	30	414	509	541	573	606	635
19481	32	471	579	616	652	689	723

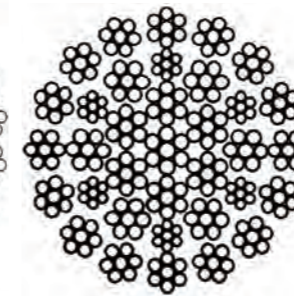


18x7+IWS

Item No.	Nominal	Approx		MBS(kn)			
	Dia.	Weight		Nominal Tensile Strength(mpa)			
	(mm)	(kg/100m)		1570		1770	
		FC	Metal Core	FC	Metal Core	FC	Metal Core
19431	6	14	15.5	17.5	18.5	19.8	20.9
19432	7	9.1	21.1	23.8	25.2	26.9	28.4
19433	8	25	27.5	31.3	33	35.1	37.2
19434	9	31.6	34.8	39.4	41.7	44.4	47
19435	10	39	43.0	48.7	51.5	54.9	58.1
19436	11	47.2	52.0	58.9	62.3	66.4	70.2
19437	12	56.2	61.9	70.1	74.2	79.0	83.6
19438	13	65.9	72.7	82.3	87.0	92.7	98.1
19439	14	76.4	84.3	95.4	101	108	114
19440	16	99.8	110	125	132	140	149
19441	18	126	139	158	167	178	188
19442	20	156	172	195	206	219	232
19443	22	189	208	236	249	266	281
19444	24	225	248	280	297	316	334
19445	26	264	291	329	348	371	392
19446	28	306	337	382	404	430	455
19447	30	351	387	438	463	494	523
19448	32	399	440	498	527	562	594



36x7+FC



36x7+IWS

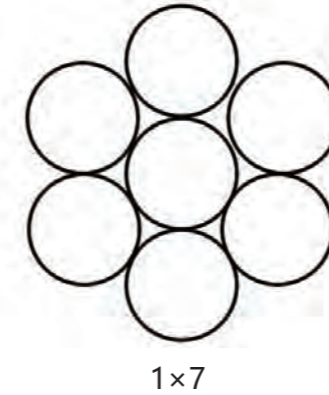
Item No.	Nominal	Approx		MBS(kn)			
	Dia.	Weight		Nominal Tensile Strength(mpa)			
	mm	kg/100m		1570		1770	
		FC	Metal Core	FC	Metal Core	FC	Metal Core
19452	16	99.8	110	124	129	140	144
19453	18	126	139	157	162	177	182
19454	20	156	172	193	200	218	225
19455	22	189	208	234	242	264	272
19456	24	225	248	279	288	314	324
19457	26	264	291	327	337	369	380
19458	28	306	337	379	391	427	441
19459	30	351	387	435	449	491	507
19460	32	399	440	495	511	558	576

PVC/PP/PE COATED CABLES

Item No.	Diameter (mm)	Unit Weight (kg/100m)	MBS(kn) 1770n/mm2
19501	1.5-2.5	1.27	1.32
19502	2.0-3.0	2	2.35
19503	3.0-4.0	4.02	5.29
19504	3.0-5.0	5.04	5.29
19505	4.0-5.0	6.74	9.41
19506	4.0-6.0	8	9.41
19507	5.0-6.0	10.18	14.7
19508	6.0-8.0	16.04	21.1
19509	8.0-10	26.95	37.6
19510	1.5-2.5	1.35	1.43
19511	2.0-3.0	2.14	2.54
19512	3.0-4.0	4.34	5.71
19513	3.0-5.0	5.36	5.71
19514	4.0-5.0	7.31	10.20
19515	4.0-6.0	8.56	10.20
19516	5.0-6.0	11.08	15.90
19517	6.0-8.0	17.34	22.90
19518	8.0-10	29.25	40.60
19519	3.0-4.0	3.91	4.90
19520	3.0-5.0	4.93	4.90
19521	4.0-5.0	6.56	8.70
19522	4.0-6.0	7.82	8.70
19523	5.0-6.0	9.90	13.60
19524	6.0-8.0	15.64	19.60
19525	8.0-10	26.24	34.80
19526	10—12	9.60	54.40
19527	12—14	55.74	78.30
19528	3.0-4.0	4.23	5.29
19529	3.0-5.0	5.25	5.29
19530	4.0-5.0	7.12	9.40
19531	4.0-6.0	8.38	9.40
19532	5.0-6.0	10.78	14.70
19533	6.0-8.0	16.90	21.20
19534	8.0-10	28.48	37.60
19535	10—12	43.10	58.80
19536	12—14	60.80	84.60
19537	2.0-3.0	1.57	1.48
19538	3.0-4.0	3.06	3.33
19539	3.0-5.0	4.08	3.33
19540	4.0-5.0	5.04	5.92
19541	4.0-6.0	6.29	5.92
19542	6.0-8.0	12.22	13.30
19543	8.0-10	20.20	23.70




STAINLESS STEEL WIRE ROPE



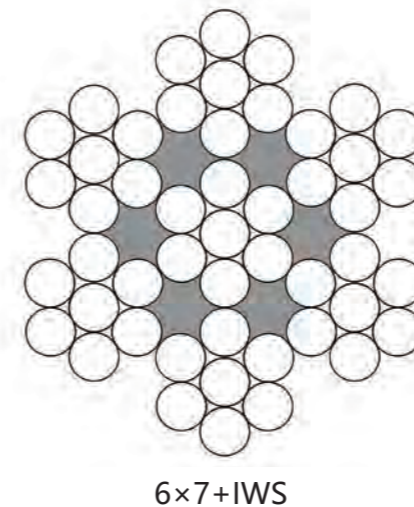
Item No.	Nominal Dia (mm)	Dia.Tolerance (mm)	MBL (kn)	Approx Weight (kg/100m)
19811S	0.15	0.03	0.025	0.011
19812S	0.25		0.063	0.031
19813S	0.3		0.093	0.044
19814S	0.35		0.127	0.061
19815S	0.4		0.157	0.080
19816S	0.45	0.06	0.200	0.100
19817S	0.5		0.255	0.125
19818S	0.6		0.382	0.180
19819S	0.7	0.08	0.540	0.245
19820S	0.8		0.667	0.327
19821S	0.9		0.823	0.4
19822S	1	1	0.5	
19823S	1.2	0.01	1.32	0.7

STAINLESS STEEL WIRE ROPE



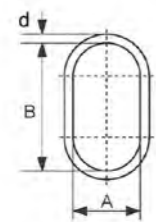
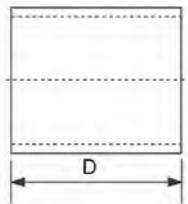

Item No.	Nominal Dia (mm)	Dia.Tolerance (mm)	MBL (kn)	Approx Weight (kg/100m)
19824S	0.15	0.03	0.025	0.011
19825S	0.25		0.063	0.031
19826S	0.3		0.093	0.044
19827S	0.35		0.127	0.061
19828S	0.4		0.157	0.080
19829S	0.45	0.06	0.200	0.100
19830S	0.5		0.255	0.125
19831S	0.6		0.382	0.180
19832S	0.7	0.08	0.540	0.245
19833S	0.8		0.667	0.327
19834S	0.9		0.823	0.4
19835S	1	1	0.5	
19836S	1.2	0.01	1.32	0.7

STAINLESS STEEL WIRE ROPE



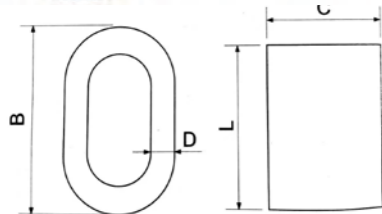
Item No.	Nominal Dia (mm)	Dia.Tolerance (mm)	MBL (kn)	Approx Weight (kg/100m)
19861S	0.45	0.090	0.142	0.08
19862S	0.5		0.176	0.12
19863S	0.6		0.253	0.15
19864S	0.7		0.345	0.2
19865S	0.8		0.461	0.260
19866S	0.9	0.150	0.539	0.320
19867S	1		0.637	0.4
19868S	1.2		1.20	0.650
19869S	1.5	0.200	1.670	0.93
19870S	1.6		2.15	1.2
19871S	1.8		2.25	1.35
19872S	2	0.300	2.94	1.655
19873S	2.4		4.1	2.4
19874S	3		6.37	3.7
19875S	3.2	0.400	7.15	4.2
19876S	3.5		7.64	5.1
19877S	4		9.51	6.5
19878S	4.5	0.500	12.1	8.3
19879S	5		14.7	10.5
19880S	6		18.6	15.1
19881S	8	0.600	40.6	26.6

ALUMINIUM SLEEVE DIN EN13411-3



Item No.	A (mm)	B (mm)	d (mm)	D (mm)	Weight (g)
AS-1	1.2	2.4	0.65	5	0.094
AS-1.5	1.7	3.4	0.75	6	0.211
AS-2	2.2	4.4	0.85	7	0.375
AS-2.5	2.7	5.4	1.05	9	0.499
AS-3	3.3	6.6	1.25	11	0.843
AS-3.5	3.8	7.6	1.5	13	1.32
AS-4	4.4	8.8	1.7	14	1.81
AS-4.5	4.9	9.8	1.9	16	2.61
AS-5	5.5	11	2.1	18	3.57
AS-6	6.6	13.2	2.5	21	5.86
AS-6.5	7.2	14.4	2.7	23	7.55
AS-7	7.8	15.6	2.9	25	9.5
AS-8	8.8	17.6	3.3	28	13.7
AS-9	9.9	19.8	3.7	32	19.8
AS-10	10.9	21.8	4.1	35	26.4
AS-11	12.1	24.2	4.5	39	35.8
AS-12	13.2	26.4	4.9	42	45.8
AS-13	14.2	28.4	5.4	46	59.7
AS-14	15.3	30.6	5.8	49	73.5
AS-16	17.5	35	6.7	56	111
AS-18	19.6	39.2	7.6	63	156
AS-20	21.7	43.4	8.4	70	217
AS-22	24.3	48.6	9.2	77	292
AS-24	26.4	52.8	10	84	376
AS-26	28.5	57	10.9	91	481
AS-28	31	62	11.7	98	603
AS-30	33.1	66.2	12.5	105	739
AS-32	35.2	70.4	13.4	112	897
AS-34	37.8	75.6	14.2	119	1077
AS-36	39.8	79.6	15	126	1275
AS-38	41.9	83.8	15.8	133	1503
AS-40	44	88	16.6	140	1734
AS-42	46.2	92.4	17.5	147	2024
AS-44	48.4	96.8	18.3	154	2314
AS-46	50.6	101.2	19.2	161	2662
AS-48	52.8	105.6	20	168	3010
AS-50	55	110	20.8	175	3412
AS-52	57.2	114.4	21.6	182	3813
AS-54	59.4	118.8	22.5	189	4293
AS-56	61.6	123.2	23.3	196	4772
AS-58	63.8	127.6	24.2	203	5326
AS-60	66	132	25	210	5880

STEEL OVAL SLEEVES(S-506)




Item No.	Rope Size (inch)	Dimension (inch)				Max.After Swage Dia. (inch)	N.W. (100pcs) lbs
		L	B	C	D		
SOS-1	5/16	1.25	1.08	0.81	0.19	0.77	17
SOS-2	3/8	1.25	1.12	0.81	0.14	0.77	13
SOS-3	7/16	1.63	1.41	1.02	0.19	1.03	31
SOS-4	1/2	1.63	1.44	1.02	0.16	1.03	27
SOS-5	9/16	2.25	1.72	1.23	0.23	1.29	63
SOS-6	5/8	2.25	1.84	1.28	0.20	1.29	54
SOS-7	3/4	2.63	2.16	1.52	0.23	1.55	90
SOS-8	7/8	2.88	2.5	1.75	0.27	1.80	126
SOS-9	1	3.06	2.84	2.00	0.33	2.05	187
SOS-10	1-1/4	4.06	3.50	2.50	0.38	2.56	384

STEEL WIRE ROPE SLING WITH G80 COMPONENTS

We can manufacture many kinds of wire rope sling. Swaged Soft Eye Sling, Spliced Soft Eye Slings, Endless Wire Rope Slings, Single-leg Swaged Sling Assemble, Double-leg Swaged Sling Assemble and so on.



WIRE ROPE LIFTING EYE BOLT



Item No.	Threading	Diameter Rope	Diameter Aluminium(mm)	Construction Rope	Length A	Length B
	(M/RD)	(mm)	(mm)		(mm)	(mm)
WRLEB-1	12	8	12	6X19+IWRC	120	170
WRLEB-2	14	8	12	6X19+IWRC	120	170
WRLEB-3	16	8	12	6X19+IWRC	120	170
WRLEB-4	18	10	14	6X19+IWRC	120	170
WRLEB-5	20	10	14	6X19+IWRC	120	170
WRLEB-6	24	14	20	6x37+FC	130	290
WRLEB-7	30	16	24	6x37+FC	130	310
WRLEB-8	36	20	30	6x37+FC	220	310
WRLEB-9	42	22	30	6x37+FC	220	370
WRLEB-10	52	28	34	6x37+FC	240	400

WIRE ROPE LIFTING LOOP

wire rope Lifting provide a secure, economical and effective option for face lifting applications.

Made from high quality galvanized wire rope securely swaged by carbon steel sleeve together to form a loop which have larger load capacities and longer life than aluminum sleeve.

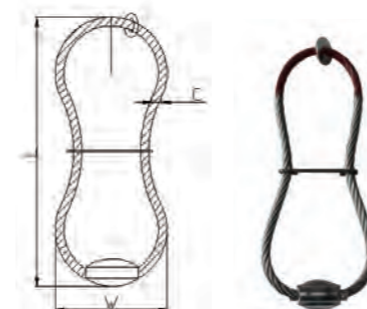
The wire rope is tagged with a color code fro easy identification of load capacities.

Anchors may be positioned to project from the concrete, maximum 1/2 or 1/3 length of loop allowing regular lifting hooks to be used.

Pre-galvanized wires provides limited corrosion resistance, Corrosion will reduce lift rope load capacities.

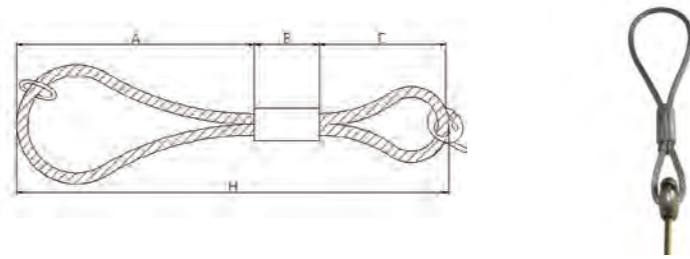
All lifting hooks must have a smooth curve radius that is at least twice the diameter of the wire rope. NO SHARP EDGES!

Wire Rope Accessories: Aluminum/Carbon steel ferrule and sleeve are available.



Item No.	Load Rating	Wire Diamater	Dimension			
	WLL(t)	C	L(mm)	L1(mm)	L2(mm)	W(mm)
WRLL-1	0.8t	6	210	120	100	47
WRLL-2	1.2t	7	225	135	110	58
WRLL-3	1.6t	8	235	124	120	59
WRLL-4	2t	9	275	149	130	65
WRLL-5	2.5t	10	315	170	140	71
WRLL-6	4t	12	340	196	150	83
WRLL-7	5.2t	14	360	204	180	85
WRLL-8	6.3t	16	390	216	190	92
WRLL-9	8t	18	440	225	220	104
WRLL-10	10t	20	525	275	280	126
WRLL-11	12.5t	22	570	296	280	175
WRLL-12	16t	26	615	328	330	190
WRLL-13	20t	28	730	424	360	250

WIRE ROPE LIFTING RING CLUTCH



Item No.	Capacity (ton)	Diameter (mm)	Construction Rope (m)	Finished Height (H) (mm)	A (mm)	B (mm)	C (mm)
WRLRC-1	1.25t	8	6x19+IWRC	320	190	50	80
WRLRC-2	2.5t	12	6x19+FC	490	320	80	90
WRLRC-3	5t	18	6x37+FC	550	280	110	160
WRLRC-4	10t	22	6x37+fc	730	380	130	220

SAMPLE STORE ROOM




WIRE ROPE LIFTING THREAD

Use of steel ferrule


Steel wire ropes should be galvanized. Preferably the rope is NOT greased, or the grease should be dry so it doesn't stick to the hand oil from threading shouldn't be removed, or oil should be applied so the threading doesn't start to rust during transportation.

Each reel of steel wire rope must be tested by tensile testing machine



Item No.	Load Capacity	Size	Dimension		
	WLL(t)	RD/M	H1(mm)	Ød(mm)	h(mm)
WRLT-1	0.5t	12	22	6	155
WRLT-2	0.8t	14	25	7	155
WRLT-3	1.2t	16	30	8	155
WRLT-4	1.6t	18	35	9	190
WRLT-5	2.0t	20	40	10	215
WRLT-6	2.5t	24	43	12	255
WRLT-7	4.0t	30	60	16	300
WRLT-8	6.3t	36	70	18	340
WRLT-9	8.0t	42	75	20	425
WRLT-10	12.5t	52	80	26	550

SHOW IN EXHIBITION



QUALITY CERTIFICATES

